



TOWN OF ISLIP

2017 ADOPTED BUDGET



Angie M. Carpenter, Supervisor

TOWN BOARD

Steven J. Flotteron
John C. Cochrane, Jr.

Trish Bergin Weichbrodt
Mary Kate Mullen

Olga H. Murray, Town Clerk

Alexis Weik, Receiver of Taxes

OFFICE of the SUPERVISOR



ANGIE M. CARPENTER
Supervisor

"Without continual growth and progress, such words as improvement, achievement, and success have no meaning."
— Benjamin Franklin

Message from Islip Supervisor Angie M. Carpenter

As Islip Town Supervisor, my top priority is to deliver a fiscally sound, cost-efficient and transparent budget to the taxpayers of our Town.

When I took office nearly 18 months ago, I immediately began work on the Capital Program for 2015 and called for total transparency in our Town government, and in the budget process. We adopted the budget under the tax cap and posted the budget on the Town of Islip website www.islipny.gov. One of my primary goals was to ensure Islip residents easy access to important information pertaining to how their tax dollars are spent, and what the Town of Islip is doing to manage revenue and expenses in the most efficient way possible. I am pleased that together with the cooperation and support of the Town Board, we were able to establish a strong budget process. We worked closely with our Commissioners to tighten department budgets as necessary, making certain that each and every taxpayer dollar spent is done with the utmost scrutiny.

As a result of our rating agency meeting, and our financial stewardship, Moody's upgraded the Town's financial rating from Aa1 to Aaa with a "Stable Outlook." This is an accomplishment that everyone in Town of Islip government has a right to share. The Town of Islip is one of only three townships on Long Island to enjoy a Moody's Aaa rating—the highest rating a municipality can achieve. The goal then became to

continue our fiscal prudence and maintain our Aaa. We are proud to report that recently, this bond rating upgrade was reaffirmed by Moody's.

I am pleased to share this budget report for 2017, which not only provides the numbers, but also outlines the very important details and explanations of the Town's operations to help you understand where your tax dollars go. This report highlights departmental achievements, goals that have been implemented and achieved, as well as plans for the upcoming year. In addition, it provides information about some of the very important projects underway, that I am pleased to report are currently nearing completion.

The Town of Islip's Capital Budget enables the Town to plan, budget and finance capital projects and acquisitions separate from its annual operating budget. The Capital Budget helps town officials carry out much needed repairs to Town infrastructure such as roads, buildings, parks and marinas, most of which are long overdue.

Protecting the safety of our residents remains a top priority, and Islip's Public Safety and Code Enforcement continues to work to ensure the safety and well-being of all residents and local businesses. Certainly, the costs associated with keeping our town, and the people in it safe, is money well spent.

The Town has stabilized its workforce and is committed to paying its employees fairly to retain an experienced and competent staff. The Town has implemented major budget improvements, under my encouragement, which benefits all. The Town is moving its quarterly budget and expenditure analysis toward monthly reporting. Overtime will continue to require preauthorization from the Supervisor's office.

The Town has begun the implementation of a Parking Meter Program which has expanded to include the Bay Shore Rail Road Station, moving to Main Street, the Marinas and to other hamlet locations. This policy is fully enforced, and our goal remains to manage parking in an efficient manner ensuring proper turnover.

Through the efforts of the Town's Office of Emergency Management, the Town has received Super Storm Sandy reimbursements totaling \$17.5 million through FEMA and NYS, and another \$2.1 million from insurance proceeds. The Army Corps of

Engineers has begun the rebuilding of the dunes throughout the entire Town, without any local share contribution.

We are currently examining all Town fees, and making adjustments where appropriate, keeping us in line with other towns across the county. All major town initiatives will also undergo a cost-benefit analysis.

We are exploring new and enhanced revenue sources, including efforts to identify opportunities of outside funding through grants whenever possible.

The Town is exploring the implementation of electronic solutions for operations known as ACH electronic payments, or P-Card payments.

Our team has renegotiated interest rates with banks, as we have added depositories with more favorable rates, and are constantly monitoring accounts to maximize our interest earnings.

The Town recently received approval from the DEC to move forward with our plans to re-build Roberto Clemente Park in Brentwood, which has and continues to be a top priority. The Town of Islip has been working closely with the community and local leaders. We've held meetings with the stakeholders in an effort to solicit the community's input, and the planning has begun. Recently, \$2 million in state funding has been made available for a Spray Water Park at Roberto Clemente Park. We are committed to moving this project forward, and to transforming this park into a premier attraction, not just for those in Brentwood, but for the entire Islip community.

With the adoption of this budget, our Department of Public Works will continue paving and resurfacing roads throughout the town this year. We're also going to be repaving a number of town parking lots and recreation centers, including:

- All handicapped ramps and the parking lot at Higbie Lane Recreation Center will be repaved.
- New curbs and sidewalks will be laid and the parking lot will be repaved at Ronkonkoma Beach.
- The parking lots at Sayville Beach, and the West Islip Marina will be resurfaced.

- Residents in Central Islip will be happy to know that their park on Lowell Ave is open and ready to serve all residents
- Within the last couple of weeks, resurfacing has begun at Byron Lake Park parking lot.
- The Brentwood Recreation and Senior Center will see new curbs, sidewalks, drainage and parking lot resurfacing.
- Drainage projects throughout the Town, including the continuation of the Middlesex area in Oakdale, will be addressed.

This year, a new playground was unveiled at Byron Lake, and two new cedar shake roofs have replaced outdated roofing on the Church and the Robinson House at The Grange in Sayville.

We have also finally fulfilled the promise to restore the playground at Atlantique destroyed by Super Storm Sandy in 2012. Residents, visitors, our summer day campers and employees, are now greeted by a lovely Pirate Ship playground, as well as a refurbished marina, and other improved amenities in addition to docking options. The Town has upgraded all of the bathroom and shower facilities in Atlantique, including repainting the entire Marina. We have also introduced free WiFi, and residents have been able to conveniently book some boat slips online.

I am committed to smart town government with a strong, experienced management team, continuing to attract and retain the talent necessary to keep our Town moving in a forward direction, while working cooperatively with other elected officials and municipalities on a bipartisan basis.

The Town is initiating a new and major effort to closely monitor and analyze monthly expenses and revenues to ensure budget compliance, and I have implemented a yearly review of management practices and procedures to ensure fiscal stability. Town management has implemented and institutionalized controls and procedures to strengthen oversight and improve transparency.

We have combined our Department of Public Works with our Parks Department, which maximizes our resources in a cost-effective manner. Our Division of Code Enforcement has joined forces with the Town Attorney's office. The combination of

these two divisions is designed to streamline the enforcement process and ensures continuity, within one cohesive division.

Economic development has continued to grow in the Town of Islip, and is largely a result of the Industrial Parks and residential communities. The industrial real estate market is strong in sales and leases. According to one of the nation's leading Real Estate consultants, Newmark, Grubb, Knight and Frank, in their Fourth Quarter Report last year said, "Long Island enjoys continued brisk real estate activity on available industrial buildings. This demand is a result of an exodus of companies from the Brooklyn and Queens market."

Economic Development in the Town of Islip is very brisk. The number of active projects handled at Islip's Industrial Development Agency over the past two years has surpassed any previous two-year period in the history of the 42 year-old agency.

These projects have invested more than \$250,000,000 in private sector money into Islip Town creating and saving more than 4,000 jobs.

The Planning Department includes the Town's Building Department, which I am pleased to report, is now open until 7 pm one night a week to accommodate our residents. The extended hours enable residents to secure swimming pool permits, solar panel permits and building permits, as well as address any other department-related matters without having to take time off during the normal work day.

There are many exciting projects in Islip...major construction projects in the Town of Islip currently underway include a \$25 million, 220,000 sq. ft. perfume distribution facility in Ronkonkoma; a two-building pharmaceutical manufacturing and bottling facility in Central Islip totaling 340,000 sq. ft. at a cost of \$44 million; and a 125,000 sq. ft. automotive tire distribution facility in Hauppauge.

To address the housing needs of the younger generation just starting out and our seniors looking to downsize, nine new apartment complexes have been approved in the Town of Islip.

Islip Town is primarily residential in nature, however, over 5,600 acres are zoned for industrial use. The town has more than 3,400 listed businesses and more than 89,000 occupied dwelling units.

The Town's three beautiful golf courses--Brentwood Country Club, Holbrook Country Club, and Gull Haven Golf Course in Central Islip have all undergone incredible improvements last spring, and were ready for experienced and beginner golfers alike this past golfing season. Over the past year we have continued to expand the internal maintenance and management of our golf courses, utilizing the specialized equipment which has improved the quality and care of our greens.

The marketing of our golf courses has continued to evolve and improve, reaching more and more golfers. Our three town courses have seen their highest level of revenue in half a decade. As time progresses, look for many subtle improvements at the courses... nicer greens, better looking bunkers, cleared woods, sharper cut lines. As we take these steps, and plan for the future, the overall experience at our courses will reach new heights.

A re-birth is underway at Long Island MacArthur Airport. This year, the Town will celebrate its 18th year with Southwest Airlines, and its 45th year with American Airlines. Currently, non-stop flights include Baltimore-Washington International, Philadelphia International, Orlando, Tampa, Fort Lauderdale and West Palm Beach. In June 2016, Long Island MacArthur Airport welcomed Elite Airways to its family. Elite began offering non-stop flights to Melbourne, Florida; seasonal service to Myrtle Beach, South Carolina, Portland, ME and on to Bar Harbor, ME. Our airport is truly a gem in the Town of Islip. This year, Senators Charles E. Schumer and Kirsten Gillibrand and Congressmen Peter King and Lee Zeldin announced that Long Island MacArthur Airport is receiving \$11,294,310.00 in U.S. Department of Transportation (DOT) Federal Aviation Administration (FAA) grants to construct an Aircraft Rescue and Firefighting Building.

These Federal dollars will go towards the new and much-needed Aircraft Rescue and Firefighting Building and help make sure Long Island MacArthur Airport has the resources it needs to keep passengers, pilots and crew safe in the event of an emergency.

The FAA grant will provide the necessary funds for the Airport to construct a 21,119 sq. ft. Aircraft Rescue and Firefighting building, which will assist the airport in meeting safety requirements and extend the life of firefighting equipment by protecting it from adverse weather conditions.

Through the support of Governor Andrew Cuomo, the NYSREDC, Suffolk County, and the Islip IDA, funds to build a customs facility at the airport have been secured, which will enable Long Island MacArthur Airport to offer international service in the future. These funds, totaling \$11 million, are a result of an increased awareness of the regional positive impact and economic significance of Long Island MacArthur Airport.

Long Island MacArthur Airport is located near the center of Long Island and is accessible from three major thoroughfares. Airport shuttle service from the LIRR's Ronkonkoma Station is available--an hour east of NYC, and less than two miles from the airport.

I would like to thank the commissioners, deputies and staff for their support and efforts working hard to deliver this comprehensive Budget to the residents and taxpayers. The 2017 Budget calls for a modest tax increase to enable us to continue to provide the level of quality services and support Islip taxpayers have come to expect and deserve while living and working in our great Town.

I look forward to continuing to work in partnership with my colleagues on the Islip Town Board, our commissioners, department heads, other elected officials, residents, businesses, in planning and shaping the future as we work together to build a better more efficient and effective government for the people living and working in the Town of Islip.

Warmest Regards,

A handwritten signature in cursive script, appearing to read "Angie".

Angie M. Carpenter
Islip Town Supervisor

School/Library
66.7%

*Special Districts
12.7%

County
12.1%

Garbage
4.6%

Town General Fund
and
Highway Fund
3.9%



*The percentages reflected above may vary for each residential property depending upon taxing jurisdiction, ie: school districts, fire district, etc., and are based upon an average Tax Bill for the Hamlet of East Islip .

TOWN OF ISLIP 655 MAIN STREET ISLIP, NEW YORK 11751 (631) 224-5500

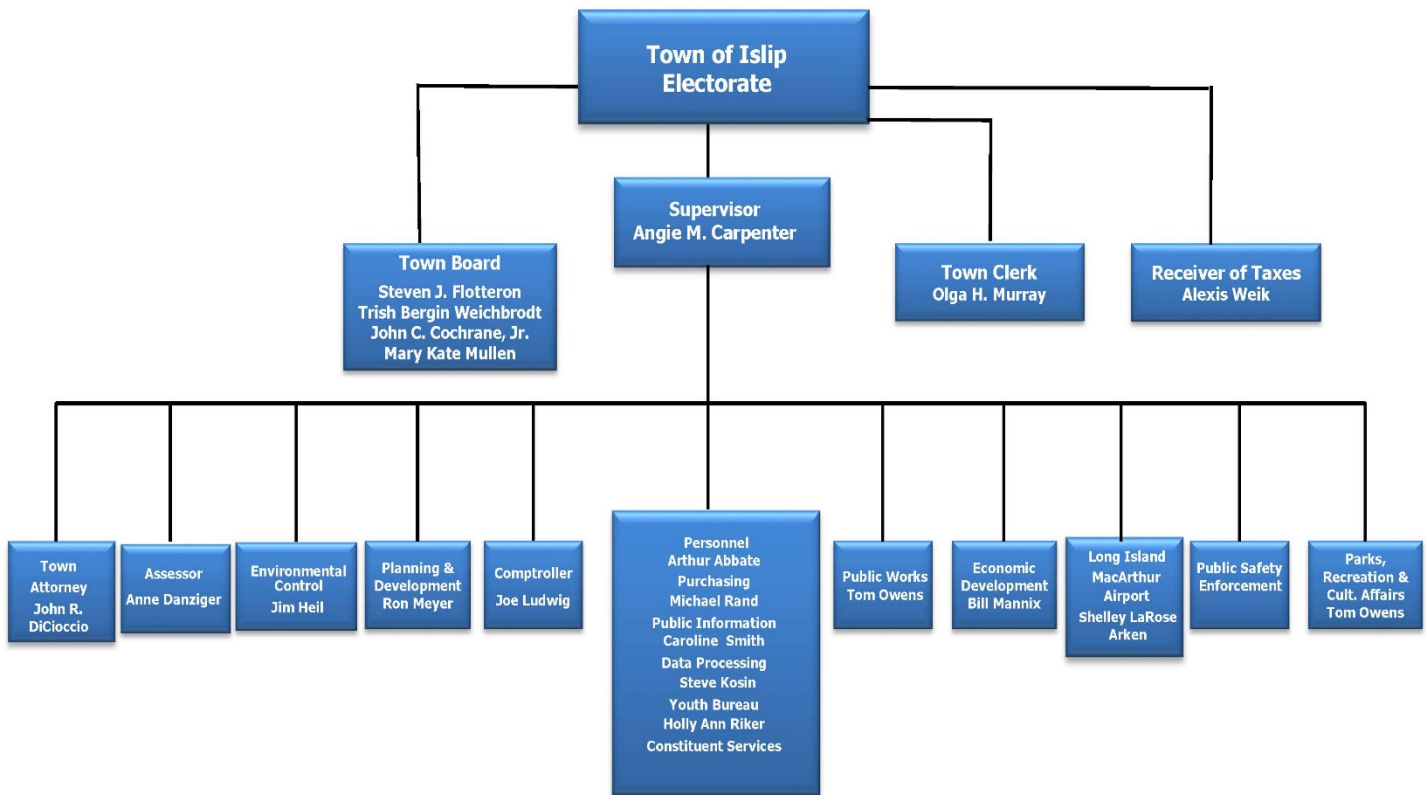
OFFICE of the SUPERVISOR



ANGIE M. CARPENTER
Supervisor

OVERVIEW OF THE
TOWN OF ISLIP

The Town of Islip Organizational Chart



The Town of Islip Elected Officials



Angie M. Carpenter
Supervisor



Steven J.
Flotteron
Councilman



Trish Bergin
Weichbrodt
Councilwoman



John C.
Cochrane, Jr.
Councilman



Mary Kate
Mullen
Councilwoman



Olga H. Murray
Town Clerk



Alexis Weik
Receiver of Taxes

Town of Islip Overview



This is a comprehensive overview of the Town of Islip 2017 Budget, as well as an explanation of revenue and expenses. This document explains how Islip Town government achieves its goals and objectives, and meets the needs and expectations of the taxpayers.

The Town of Islip has a long, rich history as the place to be on Long Island. Throughout all its four incorporated villages and 24 hamlets, the Town of Islip truly has it all. In addition to having magnificent waterfronts, spectacular parks, three town golf courses, its own minor league baseball park (home of the Long Island Ducks), and Fire Island National Seashore, the Town of Islip has over 5,600 acres of land zoned for industrial uses. This acreage includes the 52-acre Foreign Trade Zone, a site exclusively for duty-free importing firms.

Islip has many historic landmarks to visit, thrilling sports, recreational and theatre facilities, top-rated colleges and universities, hospitals, nursing homes, health care and rehab facilities, assisted living facilities, many houses of worship, and a wide array of shopping venues, restaurants, entertainment, vibrant downtowns and a growing hospitality industry. The Town of Islip even

boasts its own airport, providing transportation throughout the United States with connections to places all over the world.

Many projects have positively impacted the economy of Islip, in the form of direct and ancillary employment. For instance. The construction of a new \$90 million terminal building by Southwest Airlines completed in 2006, has resulted in Long Island MacArthur Airport (LIMA) becoming one of the strongest regional airports in the country. Long Island MacArthur Airport is located in Ronkonkoma, in the Town of Islip. Shuttle buses connect the airport to the Ronkonkoma Railroad Station. Long Island MacArthur Airport encompasses 1,311 acres and has four runways and two helipads. The Town owns and operates the airport, which serves about two million commercial passengers a year, as well as general aviation. The airport also consists of a Town-owned Foreign Trade Zone that is located adjacent to the airport property.

The FAA designated ISP an Official NYC Metro Airport in early 2011, meaning it is now grouped with LaGuardia, JFK, and Newark in travel and informational searches for New York airports, providing better exposure for the traveling public. MacArthur Airport does not share the congested air space of the city airports.

The commercial carriers operating approximately 16 flights per day out of the Airport are Southwest Airlines, American Eagle and Elite Airways. The six non-stop destinations currently served by these airlines are: Baltimore-Washington International, Fort Lauderdale, Melbourne, Orlando, Philadelphia, Tampa, West Palm Beach with non-stop seasonal flights to Fort Myers, Myrtle Beach and Portland Maine with connections to hundreds of destinations in the United States and abroad.

This year, Senators Charles E. Schumer and Kirsten Gillibrand and Congressmen Peter King and Lee Zeldin announced that Long Island MacArthur Airport is receiving \$11,294,310.00 in U.S. Department of Transportation (DOT) Federal Aviation Administration (FAA) grants to construct an Aircraft Rescue and Firefighting Building.

These Federal funds will go towards the new much-needed Aircraft Rescue and Firefighting Building and help make sure Long Island MacArthur Airport has the resources it needs to keep passengers, pilots and crew safe in the event of an emergency.

The FAA grant will provide federal funds for Long Island MacArthur Airport to construct a 21,119 square foot Aircraft Rescue and Firefighting building, which will assist the airport in meeting safety requirements and extend the life of firefighting equipment by protecting it from adverse weather conditions. These funds will go towards phase 3 of a 4-phase project, which includes funding for general construction.

Additionally, the airport's central location has been cited as one of the leading reasons businesses choose to locate here. The Veterans Highway corridor has been recognized as such a fast-growing industrial area that many builders and developers are constructing office space on the corridor merely on speculation. With easy access to major roadways and the Long Island Railroad, LIMA offers the ultimate in service for business and leisure travel.

The growth of economic development in the Town is largely the result of expansion of planned industrial parks and an aggressive marketing campaign undertaken by Town government. There are 30 such industrial parks located within the Town, encompassing over 2,100 acres with 30,000,000 square feet of building space completed.

The Town of Islip Office of Economic Development's aggressive approach towards business retention and expansion has resulted in a tremendous surge in economic activity following the lean years of the Great Recession. Since 2012, the Islip Industrial Development Agency has induced 59 projects representing over \$444 million in capital investment, while creating and retaining almost 7,900 jobs. Those projects range in size from Broadridge Financial Solutions, a servicing company for the financial industry founded in 2007 as a spin-off from ADP to MultiDyne Electronics, a manufacturer of video and fiber optic systems for the transfer of video and audio for broadcast applications. Broadridge was a threat to leave LI and take their 1,500 Brentwood-based employees with them to New Jersey, but the Town IDA partnered with Suffolk County and NY State to successfully keep them here. MultiDyne moved from their previous cramped

headquarters in Nassau County into 20,000 square feet in Hauppauge, and is expected to double its sales growth and employees in the next few years. In 2013, the Hauppauge Office Park erected its third tower building, adding 70,000 square feet of Class A office space to house the New York back office operations for Allstate Insurance and their 385 jobs. Also in 2013, Sartorius Stedim North America invested over \$2 million in creating a state of the art R&D facility, moving 20 high-paying laboratory jobs from California to Bohemia. Sartorius is a German-based manufacturer of equipment and products for the biotech industry whose North American headquarters is also in Bohemia. Century Direct, a direct mail company formerly headquartered in NYC, purchased an Islandia-based direct mail company in 2013, and consolidated all operations in Islandia, retaining 177 employees and adding 135. Century Direct was strongly considering a move to New Jersey. Wesco International, a Fortune 500 company that is a provider of electrical, industrial and communications equipment, consolidated their NY Metro operations into a newly constructed \$12 million facility in Hauppauge, bringing their 85 employees and adding 20 more.

Redevelopment of the former Central Islip State Psychiatric hospital grounds has been a major policy objective of the Town of Islip for over 30 years. That redevelopment has been done in accordance with a mixed use development plan adopted by the Town Board in 1987 and further amended on a number of occasions. The site contains various uses including industrial, retail, office, education, recreation, municipal, hotel and housing, both owner occupied and rental. Recently, the Town of Islip sold 18 acres of property adjacent to the existing 96-acre Tech Park, to Ascent Pharmaceuticals. Ascent has started construction on the first phase of their development, a 260,000 square foot pharmaceutical manufacturing facility to complement their existing 248,000 square foot generic pharmaceutical manufacturing facility across the street. Phase 2 of the 18-acre development is in the permitting stage and will involve the construction of an additional 80,000 square feet for a bottling plant. The combined capital investment at this site will be more than \$44 million. When all is completed Ascent will employ more than 500 people at their three Central Islip buildings. Also, in the first quarter of 2012, CVD Equipment purchased the former Jasco building for use as their corporate headquarters and manufacturing facility. CVD is a high tech manufacturer of products for the global semi-conductor, solar, nano and advanced electronics industry. CVD opened their refurbished facilities in the first quarter of 2013. There is also

recent activity on the approved hotel/restaurant complex adjacent to the minor league ball park and the Federal and State court buildings. The first of *two* planned hotels, a Marriott Residence Inn, opened in the fourth quarter of 2013. That same hotel developer, Briad, cleared the site in Spring of 2016 and recently started construction on the second hotel, a Marriott Courtyard. Also, the restaurant pad site is currently in contract for sale.

In 2005, the Town completed an amendment to the Central Islip Community Revitalization Plan, which included more mixed use development including housing, office and industrial. As a result of the amendment, a number of new projects are either completed or underway in Central Islip. A recreational facility opened in Spring of 2016 on Town owned land adjacent to Foxgate, is managed by the Police Athletic League. In 2011, Sysco, the world's largest marketer and distributor of food service products constructed a \$75 million state-of-the-art food distribution center in Central Islip. The facility opened for distribution in May of 2012, and Sysco currently employs 250 people there.

In addition to Central Islip, the Veteran's Highway Corridor in Bohemia/Ronkonkoma continues to attract development largely due to the influence of Long Island MacArthur Airport. It has been identified as the "fastest growing business hub in Suffolk County" (*LI Business News*). And, the LI Forum for Technology (LIFT) identified the Ronkonkoma - Bohemia - Holbrook area as having the largest concentration of aerospace companies on LI. North Atlantic Industries, Data Device Corporation, GE Aviation, Passur Aerospace and Magellan Aerospace are just a few of the companies that make up this significant aerospace cluster. In 2011, the Town's IDA assisted B/E Aerospace with their expansion/consolidation into a 60,000 square foot facility in Bohemia where they currently employ over 175. Another significant Veteran's Highway Corridor project is the \$25 Million Perfume Center of America building in Ronkonkoma, which is a 220,000 square-foot warehouse/distribution/fulfillment facility, employing almost 100 people.

In downtown Bay Shore, many significant projects have occurred over the years. The Town of Islip's strategy of encouraging adaptive re-use, high density housing and mixed use within the defined downtown corridor has resulted in much greater economic activity. The 260-seat Boulton Center for Performing Arts occupies a former vacant theater. The reconstruction of the

34,000 square foot Dominy Building is completely occupied with 17,000 square feet of retail space on the first floor and residential apartments above. The long vacant Vitagraph Studio was restored for luxury loft apartments and is completely occupied. The former Burlington Coat Factory building was restored for back office operations for Good Samaritan Hospital. Six blighted buildings opposite the Bay Shore Rail Road station were razed for Chelsea Place, a 28-unit condo and rental apartment building, which is fully occupied. A 10,000 square foot office building on Main Street replacing a number of long vacant and dilapidated structures was completed in 2008. Cortland Square is a 40-unit condominium complex built on a long vacant lot. It is conveniently located one block from Main Street and opened in 2012. Finally, Village Place on the corner of Main Street and Park Avenue, Bay Shore is a mixed use project containing 5,865 square feet of first floor commercial space and 32 rental units opened in Spring of 2016 and is almost fully occupied. The project replaces 11,590 square feet of dilapidated commercial space.

As a Town Board, we are not only committed to working together within our own town, but also in partnership with other neighboring towns, municipalities and other levels of government, to seek new and more cost-efficient ways of doing things that will help to improve the quality of life here in Islip and across Long Island.

The goal of the Town of Islip Department of Environmental Control is to plan, develop and implement programs and policies designed to protect and enhance the quality of the environment within the Town of Islip as it relates to solid waste and recycling. To develop policy and draft Town legislation pertaining to matters that would protect or improve the quality of the environment or natural resources of the Town by providing programs that deal with solid waste and its effective treatment or disposal. To develop and implement public education programs on proper disposal of solid and liquid waste. Explore and create new programs in recycling, waste reduction or removal and wastewater treatment programs. Implement new State and Federal mandates, as they relate to Town programs and facilities. These departmental goals will further the Town's strategic goals of implementing energy efficient programs, provide education and will further the Town's mission of fostering a sustainable Islip.

The **Administrative Division** of the Department of Environmental Control (DEC), oversees all programs that deal with recycling and solid waste management within the Town. This covers the daily interaction of management with the various divisions under the DEC, advisory committees, special interest groups, government agencies and any other groups that fall under the purview of this department. To some degree, external issues such as State and Federal mandates affect departmental programs, grant monies, funding sources and public support for projects. In addition to the solid waste divisions, we also oversee the Bay Bottom Leasing program and the Town of Islip Animal Shelter and Adopt-A-Pet Center.

The **Mac Arthur Compost Facility**, located at 1101 Railroad Avenue in Ronkonkoma, is responsible for the receipt and processing of commercial and residential vegetative waste. This division receives material six days a week from early spring through December, inclusive of three special collections each year. These special collections are spring and Fall Yard Waste as well as the Holiday tree collection. Since the facility opened in 1988, it has accepted and processed over 1,425,000 tons of vegetative debris. The material collected is made up of leaves, grass, shrubs, branches, stumps and trees. The branches, stumps and trees are ground into woodchips and the remainder of the vegetative debris is shredded, placed in windrows which eventually turn into compost.

The **Multi-Purpose Recycling Facility or WRAP Center**, located at 1155 Lincoln Avenue in Holbrook, acts as the central collection hub for all curbside recyclables collected within the Town. The Town of Islip utilizes a split collection process on Wednesdays where glass, plastic and metal are collected one week, and paper and cardboard are collected on the alternating week. Since 1987, the combined collection of recycled material totals nearly 550,000 tons. The paper and cardboard are placed in containers and are transported to recycling plants. The glass, plastic and metal (GPM) are run through our processing plant which separates the material into unique piles. (ie. aluminum cans separated from steel cans) and are trucked to recyclers. We also accept a small amount of construction and demolition debris, as a convenience to our residents and businesses – acting as a transfer station. E-waste, bulk metal items, propane tanks and Household Hazardous Waste are also accepted every

business day. The site is also responsible for the post closure monitoring of the closed and capped former Lincoln Avenue Landfill.

The **Blydenburgh Landfill**, located at 440 Blydenburgh Road in Hauppauge, is made up of a C&D clean fill, a capped & closed municipal solid waste landfill and a capped and closed ash mono-fill which serves as a home to a small, demonstration solar array. The facility collects and monitors landfill gases, pursuant to NY State DEC regulations. The facility also collects approximately 20 million gallons of leachate annually, which is trucked off site for disposal. The C&D clean fill portion of the facility is approaching the end of its useful life, and plans will be commenced shortly for its capping and closure.

The **Bay Bottom Lease Program** provides for the management of approximately 100 acres of bay bottom through the leasing and management of 27 parcels to local companies and individuals who use the land to farm shellfish. This provides a positive revenue stream for the department. Due in part to the program's success, we are in the midst of the approval process for a larger parcel off of Heckscher State Park, which would vastly expand the Town's aquiculture activities, which provide for jobs, lease revenue as well as the added environmental benefits derived from the growth and development of shellfish, which utilize filtration as part of their growth process...removing nitrates from the bay.

The **Town of Islip Animal Shelter and Adopt-A-Pet Center**, located at 210 South Denver Avenue in Bay Shore, is operated to enforce Animal Control measures needed to protect the health, safety and welfare of the residents, and to the greatest extent possible, to promote animal welfare.

The **Consolidated Refuse District** provides sanitation, recycling and yard-waste collection through both municipal agency employees and private contractors to the residents in over 80,500 units within the Town's hamlets. A significant part of the Collection Contract pledges all the household garbage to the Waste-to-Energy plant, which is owned by the Islip Resource Recovery Agency and operated through a management agreement with Covanta MacArthur Renewable Energy, Inc.

The **SR District** provides for the administration of the Consolidated Garbage District Curbside Collection Contract. Our Sanitation Inspectors provide continuous, “boots on the ground” monitoring of the day-to-day operations of the contracted garbage carters. Office staff assists with the collection and billing of fees generated at our solid waste facilities as well as daily, weekly, monthly and annual reporting requirements. They also serve as customer service representatives for our residents to assist in resolving collection issues and dispersing information about our programs.

The **Ground Water Treatment Facility**, located directly adjacent to the Hauppauge landfill, has processed over 2,399,475,903 gallons of groundwater since startup in September of 1996. The liquid is extracted from 4 extraction wells, treated through aeration, chemical oxidation, solids separation and filtration and then it is pumped back into the aquifer through six recharge wells.

We look forward to the review and acceptance of the Master Plan for all Islip Town Parks. As most everyone is aware, the Town recently received approval from the DEC to move forward with the next phase of the restoration of Roberto Clemente Park. We have been working closely with the community and local leaders to move forward with the rebuilding, and the planning has begun. We would like to acknowledge the efforts of Assemblyman Phil Ramos, who has secured \$2 Million in State funding for the construction of a spray water park, similar to Ship Wreck Cove at the Bay Shore Marina as well as to the efforts of Senator Tom Croci, who helped to secure a \$1 million grant from New York State in June, 2015. This initial \$1 million propelled the major cleanup and recovery project forward. We are committed to this project, and it will remain a priority to see Roberto Clemente Park reopened. Clearly, Islip town taxpayers deserve no less.

The Town of Islip has continued to attract new businesses, while assisting our existing companies to grow and thrive. The Town Board continues to work together to develop ways to speed up the process through which we issue building permits and Certificates of Occupancy (CO) to town homeowners and businesses.

The Department of Public works is responsible for over 1,200 miles of the roadway in the Town of Islip. In 2016, the Town will have paved approximately 50 miles of roadway at a cost of over \$9,000,000. We will have filled in over 65,000 potholes.

DPW is also responsible for sweeping all of our roadways, which is scheduled bi-annually and whenever necessary, due to storms, accidents, etc.

DPW is also charged with maintaining over 100 town buildings and facilities. And, when necessary, our graffiti truck can be seen removing graffiti from the facades of buildings and fences.

DPW is also responsible for maintaining over 300 sumps and thousands of catch basins throughout the Town of Islip.

We have a very aggressive drainage program in the Town of Islip, paying special attention to our low lying water front communities. We have enhanced those areas of the town tremendously since Super Storm Sandy.

DPW is responsible for all of the sidewalks in the Town, and for any of those that become damaged due to trees.

This division repairs and maintains all town-owned vehicles including heavy equipment essential to our Highway Division. We continually look ahead, updating our equipment so that we can best serve our residents and provide our employees with a safer and more efficient operation. This is especially important during snowstorms and/or hurricanes, etc.

The Town's Traffic Safety division maintains all of the signage, street lights and traffic signals in the Town of Islip.

One of the most critical functions in the Town of Islip is the snow removal program. Beginning in August, we start inventorying our equipment in preparation for the coming winter months. In late September, we restock our salt and sand domes, making sure they are full to capacity by Thanksgiving. We have 25,000 tons of salt and sand at full-capacity. We take snow and ice control very seriously in the Town of Islip, considering that our roadways transport our most precious cargo - our children to and from school, our

residents to and from work, and our emergency service personnel on a daily basis.

When it comes to storms or weather-related emergencies in the Town of Islip, all of the departments come together, DPW, Parks, DEC and Public Safety to make our community safe.

Our Town Clerk's Office handles the second largest Registrar's Office on Long Island. In order to accommodate the increased demand of residents wishing to be married at Town Hall, the Clerk's Office offers extended hours on Thursday evenings. The office continues to offer extended hours on Tuesdays, and also provides one-stop service for passports.

The Tax Receiver's Office is responsible for the collection of taxes from all taxpayers in the Town of Islip. In addition to offering the option of paying taxes online via e-check or credit card, the Tax Receiver's Office has extended hours during the tax season from 8:30 am- 7:00 pm.

Each year, the Town of Islip's Office of Emergency Management in partnership with other local, state and federal agencies including PSEG, National Grid, the American Red Cross, Suffolk County Fire Rescue and Emergency Services and the Town of Islip Planning Department hosts a Hurricane Preparedness Conference to help residents and businesses prepare for future hurricanes and significant storms. We certainly learned a great deal from our experiences with Super Storm Sandy and found out just how necessary, important, and productive it is to work together to get things done. In light of all we have learned from the past, we will continue to emphasize and endeavor to identify other collaborative opportunities for the future.

I am pleased that in April, after meeting with representatives from Moody's, closely analyzing the Town's financial documents and conducting a tour of Islip's notable resources, Moody's Analytics, Inc. upgraded the Town's financial rating to Aaa status. Recently, in September, Moody's renewed their

confidence in the Town's finances by announcing they are holding the rating at Aaa with a stable outlook.

This upgrade by Moody's in the Town of Islip's Bond rating is very reassuring and certainly affirms that the policies and procedures that were put into place when I took on the responsibility of this office last March are working. We practice sound fiscal business policies that demonstrate our commitment to transparency and responsible government for our residents.

"The upgrade to Aaa reflects a sound financial position, large tax base poised for future growth, above-average wealth indicators and manageable debt," according to Moody's. "The stable outlook reflects the expectation of continued strong operations given prudent management and continued growth and diversification in the local economy."*

I am pleased that together with the cooperation of the Town Board, we were able to establish a strong budget process. We have worked closely with our Commissioners to tighten budgets as necessary, making certain that each and every taxpayer dollar spent is done with the utmost scrutiny. We have instituted zero-based budgeting to our spending plans, assuring that no projects move forward unless they are deemed essential. The goal always has to be to maximize our revenues and decrease our expenditures. These are the strategies that enabled us to get the upgrade last year, and with this in mind, we have carefully crafted the 2017 budget. Our willingness to look at the process realistically is something that has had a positive impact with the rating agencies.

The Town of Islip's Office of Parks & Recreation offers residents a wide array of interesting and enriching activities for residents of all ages to enjoy. Our Senior Centers are always busy and provide many opportunities for seniors to mix and mingle while also participating in any of one of the many fitness, walking or dancing classes, bowling, music, singing or sight-seeing. Our Senior Centers offer something of interest for everyone. In addition, each year, our Cultural Affairs Office plans exciting day trips and opportunities to see Broadway shows.

*Moody's financial ratings are used by banks and others in the financial services industry to determine the financial health of a given organization.

We continue to support the efforts of the Islip Arts Council located in East Islip's historic Brookwood Hall. This past spring, over 300 volunteers were again engaged in a successful cleanup of this historic treasure. The Islip Arts Council offers wonderful concerts in the parks for all to enjoy, as well as exciting, educational and enrichment programs for all our residents including youth, seniors and veterans.

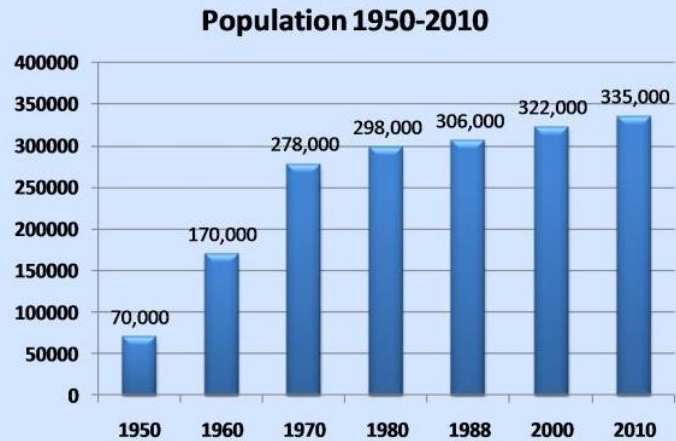
The town endeavors to play a very active role in serving our veterans returning from military service and has established a place within Islip Town Hall where veterans may sit down and use computers for the purpose of seeking employment. In addition to continuing to provide our veterans a supportive environment in which they may feel comfortable conducting their job searches, the Town of Islip will continue to offer many other services for veterans and others seeking employment through job fairs, such as those held during the spring last year at Long Island MacArthur Airport, and Islip IDA's Job Search Boot Camp held at Town Hall from September through November.

The following pages of charts are provided as a resource and overview of the Town of Islip.

Population:

Population—2000-2010 Changes:

After gaining approximately 208,000 people between 1950 and 1970, the Town has reached a plateau, only gaining 57,000 since 1970. Since then, the Town's population has seen consistently slow growth with an average of about 14,000 per decade. The more relevant topic is not the amount of growth, but the changing population. The Town's population is aging. Also, certain areas of the Town are becoming more ethnically diverse.



2010 US Census Bureau

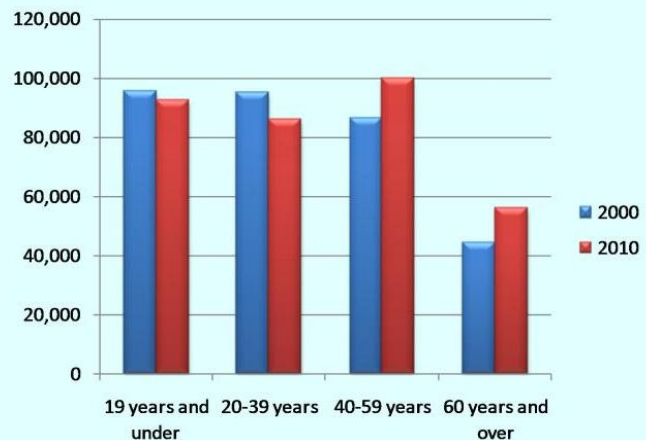
Age:

An aging population:

In the ten years between the year 2000 and 2010, the Town's population of people under the age of 40 has decreased by 12,330 and increased by 25,261 people over the age of 40. This represents a 6% shift in population distribution.

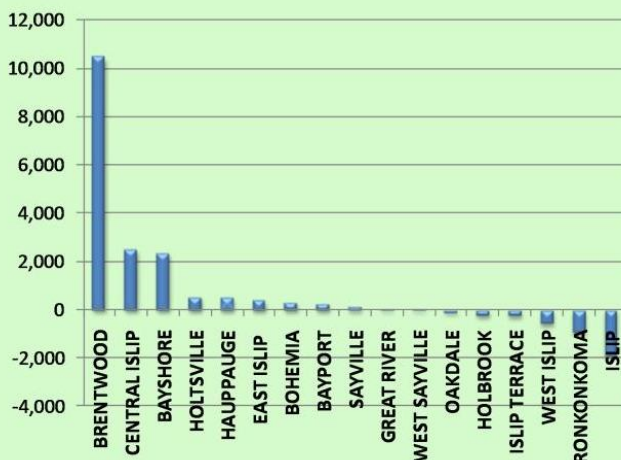
Overall, both Suffolk County and New York State have seen similar aging trends in the last ten years. Suffolk County has seen a 5% growth in those over 40 while New York State has seen a 4% growth in this age group.

Changes in Age Distribution from 2000-2010:



2010 US Census Bureau

Population Growth 2000-2010



How are the individual Hamlets changing?

Overall, the Town has grown by 13,134 people since the year 2000. Of this recent growth, the hamlet of Brentwood alone increased by over 10,000 people. Additionally, the Hispanic population in Brentwood has risen by 31%.

Not all areas of the Town grew. Of those hamlets that lost population since 2000, Islip has seen the biggest loss with a decrease of 1,886 people.

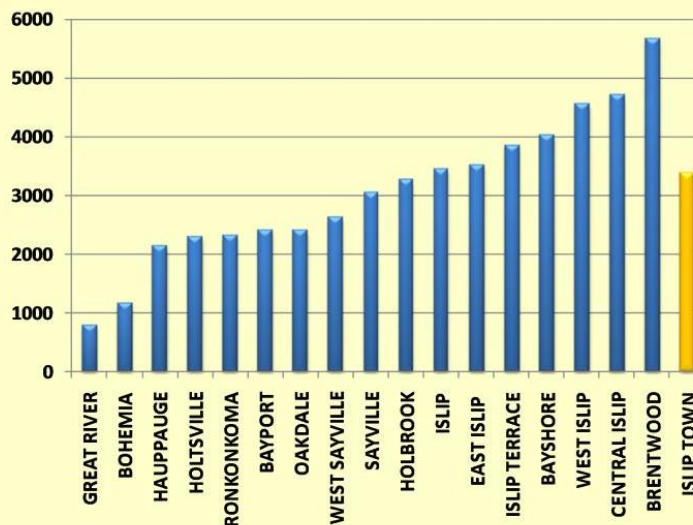
2010 US Census Bureau

Population Density:

Varying Density:

Population density varies significantly between various hamlets in the Town of Islip. Great River has the fewest people per square mile at 795 while Brentwood has the highest density at over 5600 people per square mile. Additionally, Great River accounts for 7% of land area within the Town while Brentwood accounts for 15.5%.

Overall, the Town of Islip has an average population density of about 3400 people per square mile.



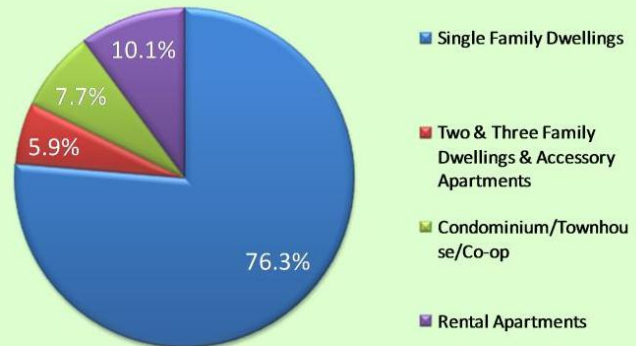
2010 US Census Bureau

Housing:

How diverse is our housing?

The single family home continues to be the predominant housing option in the Town of Islip, comprising over 76% of the total housing stock. When compared to the County and State, Islip has a relatively diverse mix of housing options. But, when compared to other municipalities in the east, we are far less diversified.

Town's Housing Mix:



2010 US Census Bureau



ABOUT THE TOWN OF ISLIP

General Information:

Area:

Total Area: 106 square miles

Population:

334,354 – (2005 estimate, LI Regional Planning Board)

Climate:

Temperature:	52° - Annual Average 31° - January Average 73° - July Average
Rainfall:	43"
Snowfall:	34"
Prevailing Winds:	Southwesterly - Summer Northwesterly - Winter

Educational Institutions:

Elementary Schools: 58	Private / Parochial Schools: 19
Junior High Schools: 18	Vocational: 5
	Colleges: 4
Senior High Schools: 12	Public Libraries: 10 (over 1.5 million volumes)

Recreation:

	Beaches: 11
Bowling centers: 3	Tennis Courts: 45
Movie Theaters: 4	Boat Berths: 1,500

YMCA: 1

Playgrounds: 86

Golf Courses 5 public 4 private

Rifle Range: 1

Parks (over 11,700 acres) 106

Ice Rink: 1

Ball Fields: 56

Other recreational facilities include historic sites, museums, lakes, rivers, and Fire Island National Seashore.

Community Facilities:

Houses of Worship: The Town of Islip has over 75 houses of worship within its borders serving the needs of various faiths.

Hospitals: 2, Southside Hospital and Good Samaritan Hospital Medical Center.

Shopping areas: Regional malls, major department stores, downtown shopping districts and shopping centers.

Government:

Type of Government: Town (First Class) & Suburban Town

Police Department: Suffolk County

Suffolk County Fire Department: 19

Community Volunteer Ambulance: 5 Community Volunteer

Utilities and Services:

Electricity: Public Service Enterprise Group (PSEG)

Natural Gas: National Grid

Water: Suffolk County Water Authority (SCWA), Brentwood Water District, Source: Ground Water

Sewers: Storm sewer Sanitary Sewer - available in many areas

Solid Waste Disposal: Waste-to-energy Recycling center Construction and demolition debris facility

Transportation:**HIGHWAYS:**

Approximately 1,300 miles of local roads

Serving Area: Nearest Interstate interchange to city limits: through northern portion of Town (I-495 Long Island Expressway)

RAILROAD SERVICE:

Two main lines of Long Island Rail Road run in east-west direction through Town. Electrified service from Ronkonkoma.

FREIGHT CARRIER:

Several dozen carriers serving Long Island - New York Metropolitan Area.

AIR SERVICE:**Southwest Airlines:**

Destinations; daily, direct flights to Baltimore-Washington International (BWI), Fort Lauderdale (FLL), Orlando (MCO), Tampa (TPA) and West Palm Beach (PBI) with connecting service to more than 40 destinations covering the continental United States, the Caribbean and Mexico. Connections to; Birmingham, Chicago, Denver, Louisville, New Orleans, St. Louis, Seattle, Aruba, Netherlands Antilles; Cancun, Mexico; Nassau, Bahamas; Punta Cana, Dominican Republic; San Juan, Puerto Rico

American Airlines:

Destinations; Philadelphia. Connections to; worldwide

Elite Airways:

Non-stop flight to Melbourne. Running Seasonally to Myrtle Beach and Portland, Maine

WATERWAYS:

Nearest navigable waterway: Great South Bay along southern coast of Town. Commercial utilization primarily by clamming and oyster industry. Excellent recreational opportunities. Port facility: Port Jefferson on north shore of Suffolk County (incl. 23' channel depth. Ferry service: Bay Shore and Sayville to various points of Fire Island.



ECONOMY

While the Town is primarily residential, more than 5,600 acres of the Town are zoned for industrial use. The Town has more than 3,400 listed businesses and more than 89,000 occupied dwelling units. Some of the major employers in the Town and the approximate number of persons employed by each include the following:

<u>Name</u>	<u>Primary Business Activity</u>	<u>Approx. Number of Employees</u>
Good Samaritan Hospital	Hospital	3,500
NBTY	Vitamins, Minerals & Nutrients	2,500
Southside Hospital	Hospital	2,500
Computer Associates International	Software	2,450
Suffolk Transportation Services		2,200
Broadridge Financial Services	Payroll/Data Services	1,700
Atlantic Auto Group		975
Positive Promotions	Manufacturer of Promotional Products	600
Creative Bath	Manufacturer of Bathroom Accessories	550
Wenner Bread Products	Food products	550
Dayton T. Brown, Inc.	Test Lab & Metal Products	500
Data Device	Electronic Components	500
Invagen Pharmaceuticals	Manufacturer of Generic Pharmaceuticals	460
J. Kings Food Services	Food Product Distributor	350
Allstate	Regional Headquarters	360
David Peyser Sportswear	Manufacturer/Distributor Sportswear	350
Blackman Plumbing Supplies	Distributor	340
Norris Food Services	Manufacturer of Prepared Foods	320
Verizon	Communications/Call Center	300
G.E. Aviation	Electronic Test-Equipment & Aircraft Systems	250
CMB Wireless	Remanufacturer of Cell Phones	250
Sysco	Food Product Distributor	250

Source: Town of Islip Economic Development Division

The growth of economic development in the Town is largely the result of expansion of planned industrial parks and an aggressive marketing campaign undertaken by the Town government. There are 30 such industrial parks located within the Town, encompassing over 2,100 acres with 30,000,000 square feet of building space completed.

The Town of Islip Office of Economic Development's aggressive approach towards business retention and expansion has resulted in a tremendous surge in economic activity following the lean years of the Great Recession. Since 2012, the Islip Industrial Development Agency has induced 59 projects representing over \$444 Million in capital investment, while creating and retaining almost 7,900 jobs. Those projects range in size from Broadridge Financial Solutions, a servicing company for the financial industry founded in 2007 as a spin-off from ADP to MultiDyne Electronics, a manufacturer of video and fiber optic systems for the transfer of video and audio for broadcast applications. Broadridge was a threat to leave LI and take their 1,500 Brentwood based employees with them to New Jersey but the Town IDA partnered with Suffolk County and NY State to successfully keep them here. MultiDyne moved from their previous cramped headquarters in Nassau County into 20,000 square feet in Hauppauge and is expected to double its sales growth and employees in the next few years. In 2013, the Hauppauge Office Park erected its third tower building, adding 70,000 square feet of Class A office space to house the New York back office operations for Allstate Insurance and their 385 jobs. Also in 2013, Sartorius Stedim North America invested over \$2 Million in creating a state of the art R&D facility, moving 20 high paying laboratory jobs from California to Bohemia. Sartorius is a German based manufacturer of equipment and products for the biotech industry whose North American headquarters is also in Bohemia. Century Direct, a direct mail company formerly headquartered in NYC, purchased an Islandia based direct mail company in 2013, and consolidated all operations in Islandia, retaining 177 employees and adding 135. Century Direct was strongly considering a move to New Jersey also.

Wesco International, a Fortune 500 company that is a provider of electrical, industrial and communications equipment, consolidated their NY Metro operations into a newly constructed \$12 Million facility in Hauppauge, bringing their 85 employees and adding 20 more.

Redevelopment of the former Central Islip State Psychiatric hospital grounds has been a major policy objective of the Town of Islip for over 30 years. That redevelopment has been done in accordance with a mixed use development plan adopted by the Town Board in 1987 and further amended on a number of occasions. The site contains various uses including industrial, retail, office, education, recreation, municipal, hotel and housing, both owner occupied and rental. Recently, the Town of Islip sold 18 acres of property adjacent to the existing 96 acre Tech Park, to Ascent Pharmaceuticals. Ascent has started construction on the first phase of their development, a 260,000 square foot pharmaceutical manufacturing facility to complement their existing 248,000 square foot generic pharmaceutical manufacturing facility across the street. Phase 2 of the 18 acre development is in the permitting stage and will involve the construction of an additional 80,000 square feet for a bottling plant. The combined capital investment at this site will be more than \$44 Million. When all is completed Ascent will employ more than 500 people at their 3 Central Islip buildings total. Also, in the first quarter of 2012, CVD Equipment purchased the former Jasco building for use as their corporate headquarters and manufacturing facility. CVD is a high tech manufacturer of products for the global semi-conductor, solar, nano and advanced electronics industry. CVD opened their refurbished facilities in the first quarter of 2013. There is also recent activity on the approved hotel/restaurant complex adjacent to the

office minor league ball park and the federal and state court buildings. The first of 2 planned hotels, a Marriott Residence Inn, opened in the fourth quarter of 2013. That same hotel developer, Briad, cleared the site in spring of 2016 and recently started construction on the second hotel, a Marriott Courtyard. Also, the restaurant pad site is currently in contract for sale.

In 2005, the Town completed an amendment to the Central Islip Community Revitalization Plan, which included more mixed use development including housing, office and industrial. As a result of the amendment, a number of new projects are either completed or underway in Central Islip. Construction is well underway on Foxgate at Islip, a 287 unit condominium and rental housing complex with twenty percent of the units set aside for affordable housing. A recreational facility opened in spring of 2016 on Town owned land adjacent to Foxgate and, and is managed by the Police Athletic League. In 2011, Sysco, the world's largest marketer and distributor of food service products constructed a \$75 million state-of-the-art food distribution center in Central Islip. The facility opened for distribution in May of 2012 and Sysco currently employs 250 people there.

In addition to Central Islip, the Veteran's Highway Corridor in Bohemia/Ronkonkoma continues to attract development largely due to the influence of Long Island MacArthur Airport. It has been identified as the "fastest growing business hub in Suffolk County" (LI Business News). And, the LI Forum for Technology (LIFT) identified the Ronkonkoma/Bohemia/Holbrook area as having the largest concentration of aerospace companies on LI. North Atlantic Industries, Data Device Corporation, GE Aviation, Passur Aerospace and Magellan Aerospace are just a few of the companies that make up this significant aerospace

cluster. In 2011, the Town's IDA assisted B/E Aerospace with their expansion/consolidation into a 60,000 square foot facility in Bohemia where they currently employ over 175. Another significant Veteran's Highway Corridor project is the \$25 Million Perfume Center of America building in Ronkonkoma, a 220,000 square foot warehouse/distribution/fulfillment facility, employing almost 100 people.

Industry:

The Town of Islip currently has roughly 5,600 acres of land zoned for industrial uses. This acreage includes the 52-acre Foreign Trade Zone, a site exclusively for duty free importing firms. Below are some of the major industrial parks located in the Town of Islip:

1. Church Avenue, 5 acres
2. Fifth Avenue Industrial Park, 10 acres
3. Airport Business Center, 14 acres
4. Central Avenue, 15 acres
5. Cardinal Industrial Park, 19 acres
6. MacArthur Industrial Complex, 19 acres
7. Central Islip Industrial Park, 20 acres
8. Lakeland Industrial Park, 22 acres
9. Brentwood Industrial Park, 22 acres
10. DaVinci Drive, 22 acres
11. Ocean Avenue and Veterans Highway, 24 acres
12. Expressway Drive South, 25 acres
13. Speedway Industrial Park, 25 acres
14. Furrows Industrial Center, 26 acres
15. Drexel Drive Industrial Park, 28 acres
16. Acres Aero –Teach Park, 29 acres
17. Parr Islandia Park, 32 acres
18. Airport Industrial Plaza II, 38 acres
19. Parkland Commercial Industrial Park, 40 acres
20. Sherwood Corporate Park, 50 acres
21. Islip Foreign Trade Zone, 52 acres
22. Motor Parkway, 60 acres
23. Gateway Industrial Park, 60 acres
24. MacArthur Center, 90 acres

25. Tech Park (Empire Zone), 100 acres
26. Serota Corporate Park, 124 acres
27. Industrial Air Park, 128 acres
28. Racanelli Industrial Park, 140 acres
29. Equi-Park Industrial Mall, 143 acres
30. Airport Industrial Plaza, 200 acres
31. Heartland, 380 acres



OFFICE of the SUPERVISOR
ANGIE M. CARPENTER
Supervisor

EXECUTIVE BUDGET SUMMARY



TOWN of ISLIP

EXECUTIVE BUDGET SUMMARY

The challenge in developing the Town's 2017 Operating budget was to maintain services at a time when revenues are stagnant and fixed costs like pension payments and health insurance benefits are increasing. The Town's economic health depends in part on municipal government providing services that create an environment that attracts and keeps businesses prospering and residents who want to continue to make Islip their home. A summary of the Town's combined budget by fund is outlined on the following pages.

Budget Highlights

The 2017 Budget was prepared on the modified accrual basis of accounting which is consistent with the Town's financial statements. For 2017, the amount of tax revenues that can be raised by the Town without exceeding the 2% tax decreased from 2016. For purposes of calculating the cap, the allowable increase is the lesser of 2% or the rate of inflation. For the 2017 budget, that rate was .68% which is a decrease from the 2016 rate of 0.76%. It is with this as the backdrop that the Operating Budget was prepared. Due to the Tax Cap, many difficult decisions have to be made by the Town as to what new initiatives it can undertake while always trying to maintain existing service levels.

Capital improvements needed to two of the facilities that house the Town's Ambulance Service providers (Brentwood, Islip) are having a significant impact on the 2017 budget, along with capital improvements needed in the Bay Shore Fire Protection District. The buildings and equipment in these facilities are no longer adequate with the constantly changing requirements of the State and the Federal governments. The capital improvements that have been proposed will provide a better quality of service and care to the residents of these districts.

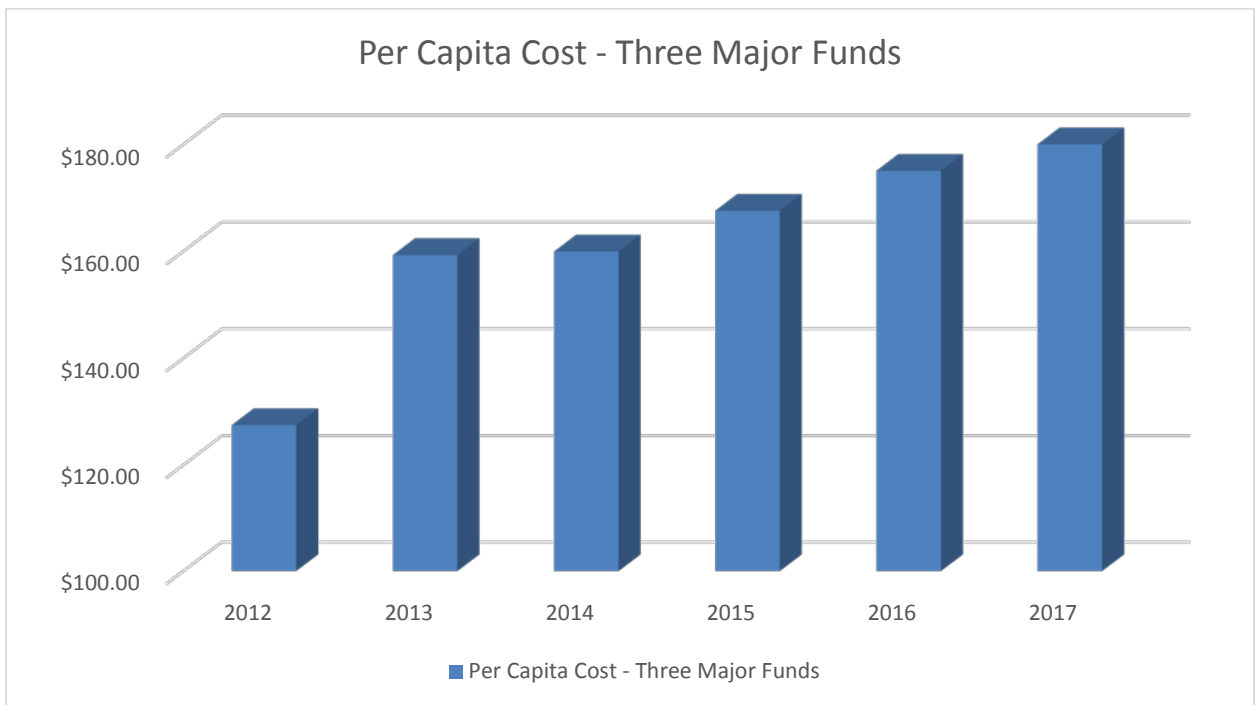
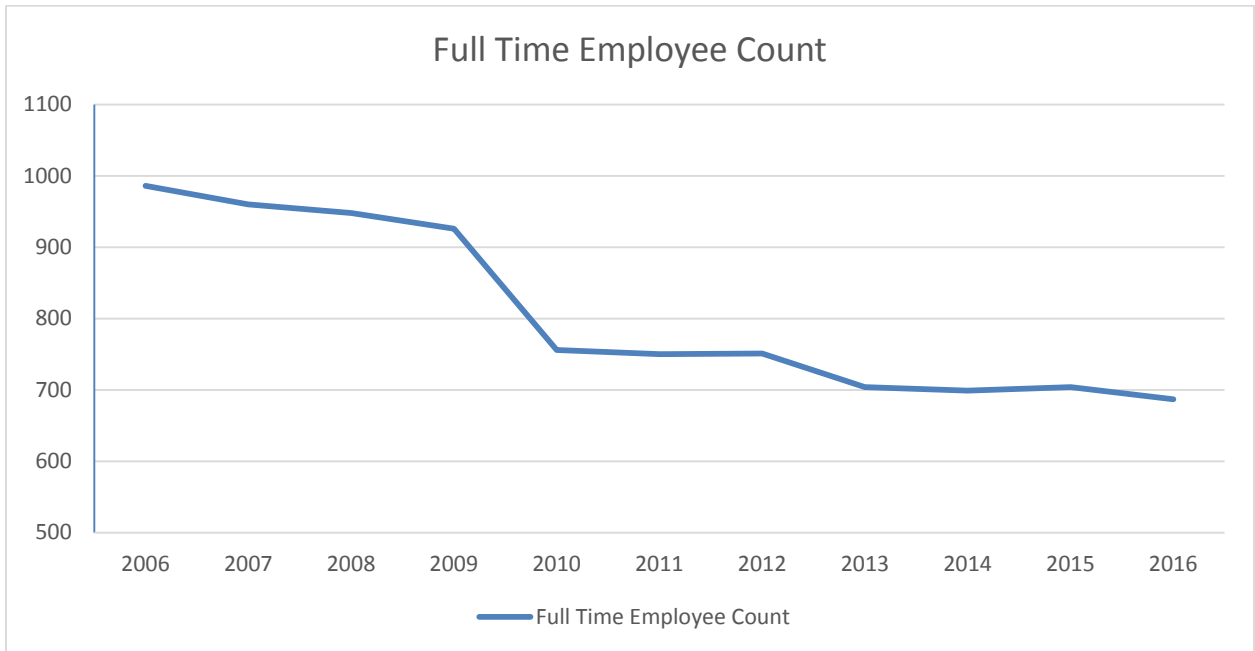
Also expected to have an impact on the operations of 2017 will be the proposed Heartland Project as well as the Islip Pines project. As a result of these projects, the Town is expecting to begin receiving applications for Building and Planning permits in 2017. As these projects begin to roll forward, the staffing levels in the Planning

and Building departments will also need to increase to handle the increase in applications and inspections.

Staffing Levels

Staffing and its growth or contraction represents the single biggest influence on municipal budgets. Salaries and the related fringe benefits account for more than 55% of major fund expenditures. Reducing staffing levels is one of the surest ways to achieve significant cost savings. However, reducing staffing levels also brings with it the potential of a reduction of services, thus creating a balancing act that the Town must manage. Through natural attrition, the Town tries to maintain a level workforce without sacrificing services.

The following graph shows the historical trend of full time employees.



	2016	2017		
	Budget	Budget	\$ Change	% Change
<u>REVENUES</u>				
General Fund	\$ 80,697,957	\$ 79,920,405	\$ (777,552)	-.96%
Part Town Fund	17,025,153	13,452,301	(3,572,852)	-20.99%
Self-Insured General Liability Fund	2,687,792	2,429,080	(258,712)	-9.63%
Self-Insured Workers Comp Fund	3,778,195	3,410,437	(367,758)	-9.73%
Mac Arthur Airport	15,088,927	14,505,900	(583,027)	-3.86%
Highway Fund	27,856,720	33,155,777	5,299,057	19.02%
Seaview/Ocean Bay				
Joint Garbage District	137,241	141,883	4,642	3.38%
Bay Shore – Brightwater				
Ambulance	1,261,925	1,481,250	219,325	17.38%
Brentwood Ambulance	2,085,412	3,040,412	955,000	45.79%
Central Islip – Hauppauge				
Ambulance	1,254,248	1,344,760	90,512	7.22%
Exchange Ambulance of The Islip's	1,146,439	1,451,475	305,036	26.61%
Sayville Ambulance	2,292,131	2,254,702	(37,429)	-1.63%
Bay Shore Fire Protection	1,431,531	1,988,273	556,742	38.89%
Fire Island Fire Protection	132,700	149,463	16,763	12.63%
Seaview Fire Protection	286,037	309,409	23,372	8.17%
Atlantique Fire Protection	74,724	81,639	6,915	9.25%
Street Lighting	3,356,997	3,630,511	273,514	8.15%
Oconee Street Lighting	12,582	13,093	511	4.06%
Dock District	10,142	1,346	(8,796)	-86.73%
Medical District	30,522	26,385	(4,137)	-13.55%
Kismet Street Improvement	167,005	118,822	(48,183)	-28.85%
Bay Towne – Drainage	10,150	9,185	(965)	-9.51%
Cornelius Estate				
Erosion Control	20,280	15,425	(4,855)	-23.94%
Lonelyville Erosion Control	10,000	1,100	(8,900)	-89.00%
Fair Harbor Erosion Control	30,600	21,600	(9,000)	-29.41%
Business Improvement District	110,685	122,499	11,814	10.67%
Atlantique Erosion Control	21,248	10,425	(10,823)	-50.94%
Dunewood Erosion Control	46,775	11,540	(35,235)	-75.33%
Seaview Erosion Control	85,900	87,200	1,300	1.51%
Kismet Erosion Control	35,500	21,135	(14,365)	-40.46%
Robbins Rest/Oceanview Beach				
Erosion Control	25,000	15,000	(10,000)	-40.00%
Lifeguard District	634,129	610,843	(23,286)	-3.67%

Solid Waste	41,389,838	41,545,539	155,701	.38%
Lexington Village				
Sewer District	257,000	257,000	-0-	.00%
Townwide Water	1,403,851	1,376,005	(27,846)	-1.98%
Brentwood Water	2,357,997	2,308,800	(49,197)	-2.09%
Fair Harbor Water	414,811	432,676	17,865	4.31%
Ronkonkoma Water	6,115	6,123	8	.13%
Pond Road Water	9,910	10,337	427	4.31%
North Bay Shore Water	30,046	30,067	21	.07%
Water Supply District	<u>134,955</u>	<u>129,373</u>	<u>(5,582)</u>	<u>-4.14%</u>
 Total Revenues	 \$ <u>207,849,170</u>	 \$ <u>209,929,195</u>	 \$ <u>2,080,025</u>	 <u>1.00%</u>

EXPENSES

General Fund	\$ 91,247,957	\$ 90,527,855	\$ (720,102)	-.79%
Part Town Fund	17,050,153	13,510,301	(3,539,852)	-20.76%
Self-Insured General				
Liability Fund	2,737,792	2,529,080	(208,712)	-7.62%
Self-Insured Workers				
Comp Fund	3,928,195	3,710,437	(217,758)	-5.54%
Mac Arthur Airport	15,148,927	14,603,259	(545,668)	-3.60%
Highway Fund	28,206,720	33,155,777	4,949,057	17.55%
Seaview/Ocean Bay				
Joint Garbage District	139,551	143,883	4,332	3.10%
Bay Shore – Brightwater				
Ambulance	1,361,925	1,496,250	134,325	9.86%
Brentwood Ambulance	2,115,412	3,050,412	935,000	44.20%
Central Islip – Hauppauge				
Ambulance	1,275,577	1,349,760	74,183	5.82%
Exchange Ambulance of				
The Islip's	1,166,439	1,461,475	295,036	25.29%
Sayville Ambulance	2,292,131	2,254,702	(37,429)	-1.63%
Bay Shore Fire Protection	1,456,531	1,988,273	531,742	36.51%
Fire Island Fire Protection	160,027	169,463	9,436	5.90%
Seaview Fire Protection	296,864	314,409	17,545	5.91%
Atlantique Fire Protection	78,597	83,139	4,542	5.78%
Street Lighting	3,756,997	3,962,413	205,416	5.47%
Oconee Street Lighting	13,082	13,593	511	3.91%
Dock District	13,579	3,746	(9,833)	-72.41%
Medical District	51,613	50,693	(920)	-1.78%
Kismet Street Improvement	211,522	162,822	(48,700)	-23.02%

Bay Towne – Drainage	11,142	11,185	43	.39%
Cornelius Estate				
Erosion Control	38,185	30,704	(7,481)	-19.59%
Lonelyville Erosion Control	10,000	10,185	185	1.85%
Fair Harbor Erosion Control	130,600	86,600	(44,000)	-33.69%
Business Improvement District	110,685	122,499	11,814	10.67%
Atlantique Erosion Control	52,044	21,307	(30,737)	-59.06%
Dunewood Erosion Control	46,775	26,540	(20,235)	-43.26%
Seaview Erosion Control	95,900	475,265	379,365	395.58%
Kismet Erosion Control	82,187	47,135	(35,052)	-42.65%
Robbins Rest/Oceanview Beach				
Erosion Control	25,000	15,000	(10,000)	-40.00%
Lifeguard District	659,129	625,843	(33,286)	-5.05%
Solid Waste	42,039,838	42,195,539	155,701	.37%
Lexington Village Sewer	257,000	257,000	-0-	.00%
Townwide Water	1,483,851	1,456,005	(27,846)	-1.88%
Brentwood Water	2,771,917	2,999,926	228,009	8.23%
Fair Harbor Water	424,811	440,676	15,865	3.73%
Ronkonkoma Water	7,115	6,968	(147)	-2.07%
Pond Road Water	14,910	14,929	19	.13%
North Bay Shore Water	35,046	35,293	247	.70%
Water Supply District	<u>159,955</u>	<u>155,373</u>	<u>(4,582)</u>	<u>-2.86%</u>
Total Expenditures	<u>\$ 221,165,681</u>	<u>\$ 223,575,714</u>	<u>\$ 2,410,033</u>	<u>1.08%</u>

Fund Summaries

General Fund

The General Fund is made up of services that are provided to all Town residents. They include: Administrative, Assessment, Building and Grounds Maintenance, Vehicle Maintenance, Traffic Safety, Tax Collection, Town Clerk, Public Safety, Parks and Recreation, Water Management and Youth Services. The 2017 General Fund Budget is approximately \$90.5 million. This reflects a decrease of .79% over the 2016 budget.

The General Fund has a few recurring sources of revenue, including the Property Tax, various fees for services, the Town's share of Mortgage Tax proceeds and Interest earned on the Town's deposits. Since the economic recession, the Mortgage Tax proceeds and Interest have decreased drastically putting an added burden on the Town. However after a concerted effort and a review of accounts, there has been a slight increase on these rates in recent

months. Fees are reviewed annually based on the cost of delivery and comparison with fees charged by neighboring Towns.

Part Town

The part Town Fund is made up of services that are provided to Town residents who reside outside of the Town's four incorporated villages, including Engineering, Registrar, Building and Planning.

The 2017 Part Town Budget is approximately \$13.5 million. This reflects a decrease of approximately 20.8%. Most of this decrease is attributable to a decrease in the Interfund Transfer from the Part Town fund into the Highway Fund to help offset some of the snow removal costs of the past few years.

Highway

The Highway Fund is used for the snow removal, maintenance and repair of over 1,200 miles of streets, roads, right-of-ways and drainage systems in the unincorporated areas of the Town (those not located in one of the four villages). The 2017 Highway Fund budget is approximately \$33.1 million, an increase of approximately 17.5% over the 2016 budget. The significant snow falls of 2014 and 2015 placed a significant burden on the Highway fund. The 2017 budget reflects an effort to restore the fund balance to a level that will allow the Highway fund to have the ability to pay for significant future storms.

Long Island Mac Arthur Airport

The 2017 budget for the Long Island Mac Arthur Airport (LIMA) is approximately \$14.6 million. This represents a 3.6% decrease over the 2016 budget. The main focus for LIMA is to attract and retain new airlines that provide air travel options to all of the residents of Long Island. However, finding more efficient and economical ways of operating the airport have also been a focus of the Town as evidenced by the decreased budget.

Solid Waste District

The Solid Waste Fund provides sanitation, recycling and yard-waste collection for residents that do not live in one of the four incorporated villages.

The 2017 budget is approximately \$42.2 million, which represents a slight increase of .37% over the 2016 budget.

Special Revenue Funds

Special Revenue Funds include but not limited to Fire Protection, Street Lighting, Ambulance Services, Water, Erosion Control, amongst others. These funds are special taxing districts that provide a service to a specific area or community. Only the residents of those affected communities are responsible for the appropriate tax levy.

The 2017 budget for the combined special revenue funds is approximately \$20.8 million, which represents an approximate 4.3% increase over 2016. The majority of this increase is due to the new the capital improvements needed and approved by the voters for the Bay Shore Fire Protection District, the Brentwood Ambulance District and the Islip Ambulance District. Additionally, the Seaview Erosion Control District also has a significant increase over their 2016 budget for a bay-side beach re-nourishment project.

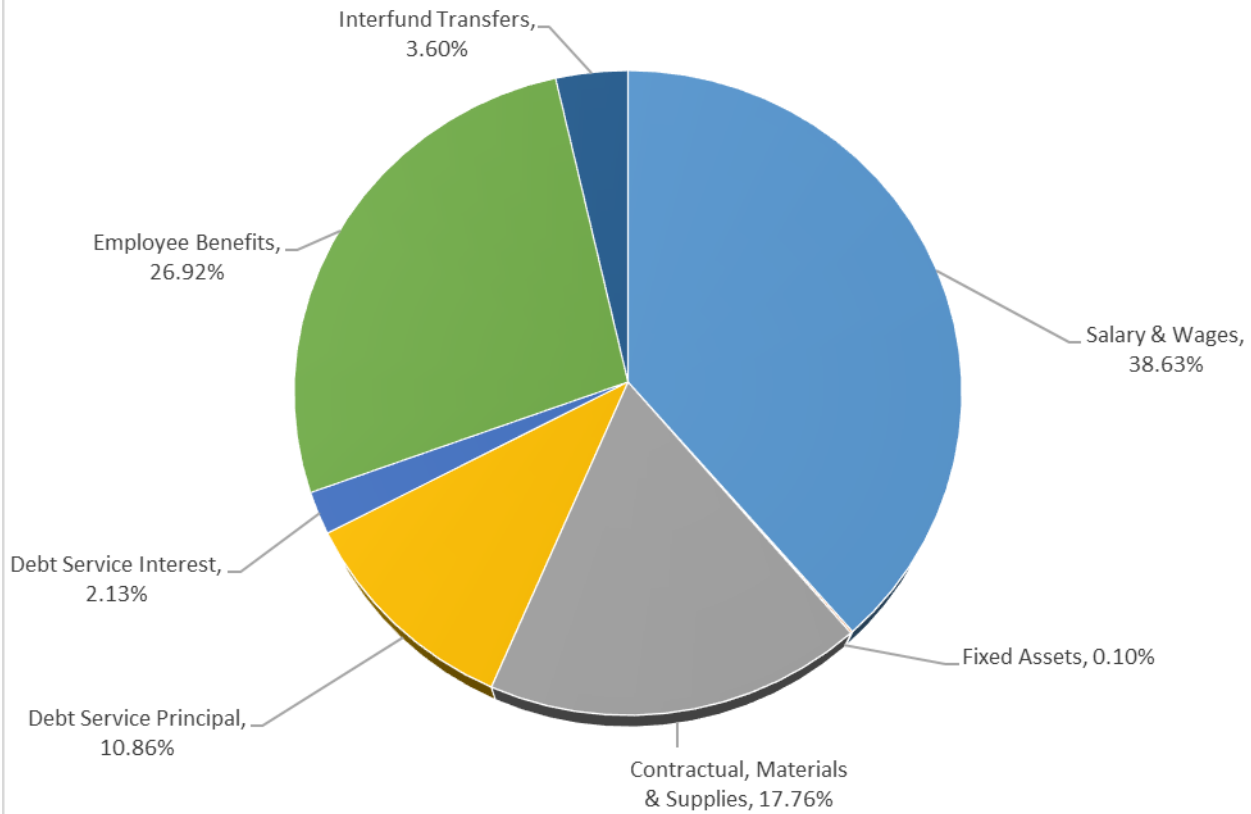


OFFICE of the SUPERVISOR
ANGIE M. CARPENTER
Supervisor

FUND BUDGETS

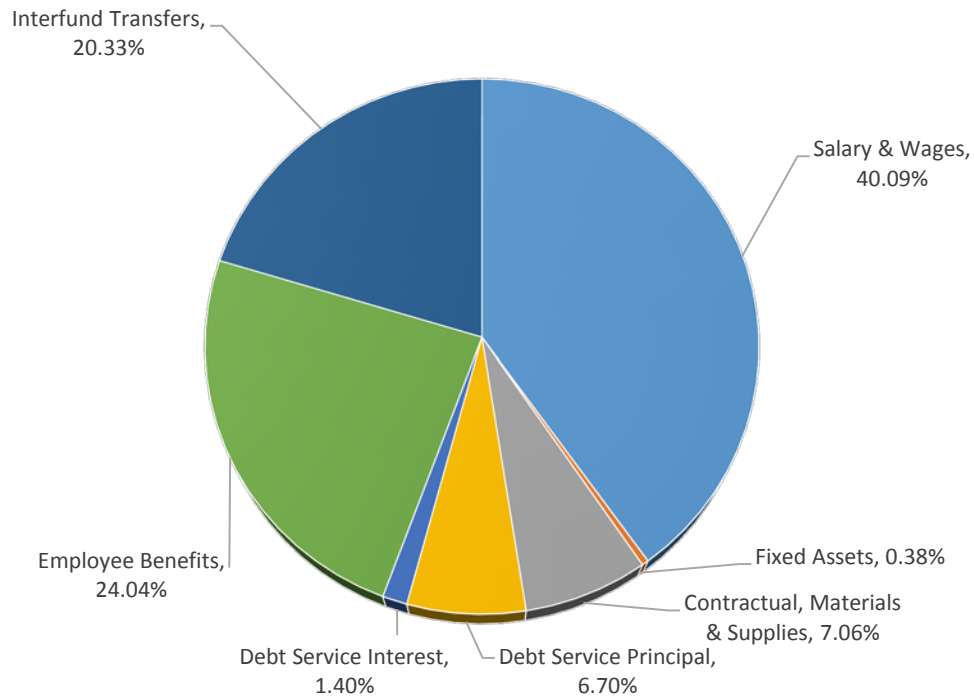
TOWN OF ISLIP 655 MAIN STREET ISLIP, NEW YORK 11751 (631) 224-5500

Expense by Object - General Fund



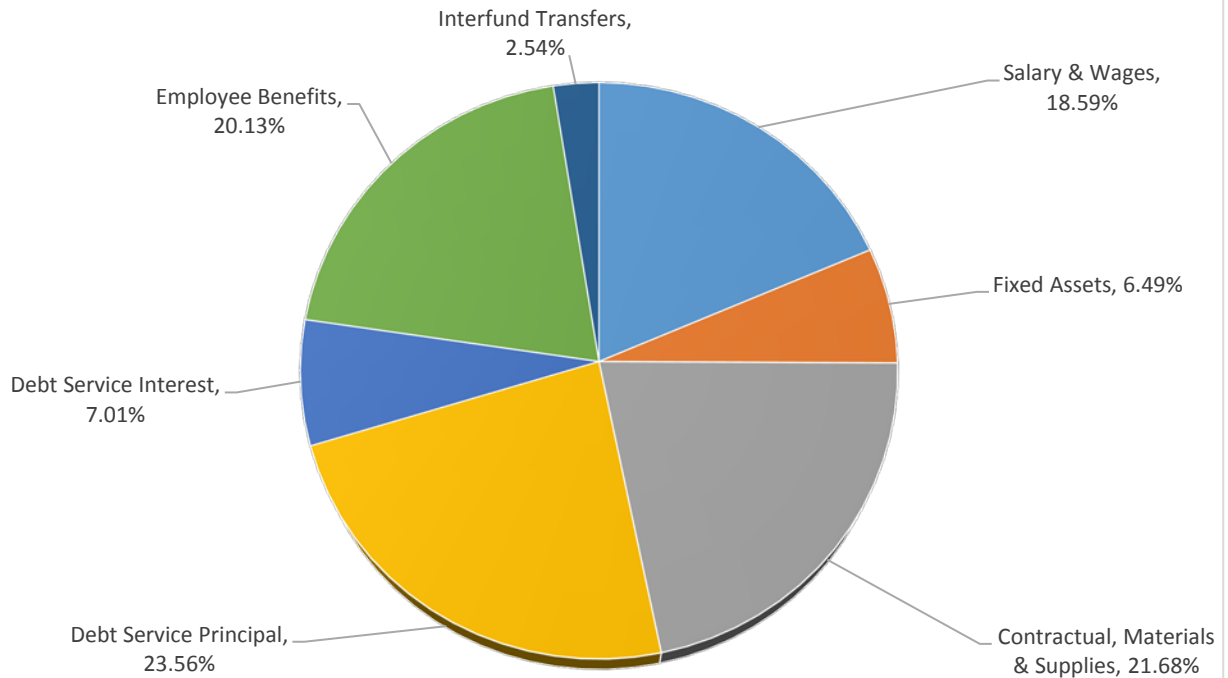
Salary & Wages	38.63%	\$ 34,966,396
Fixed Assets	0.10%	94,168
Contractual, Materials & Supplies	17.76%	16,081,471
Debt Service Principal	10.86%	9,828,001
Debt Service Interest	2.13%	1,931,375
Employee Benefits	26.92%	24,366,000
Interfund Transfers	3.60%	3,260,444
	<u>100.00%</u>	<u>\$ 90,527,855</u>

Expense by Object - Part Town



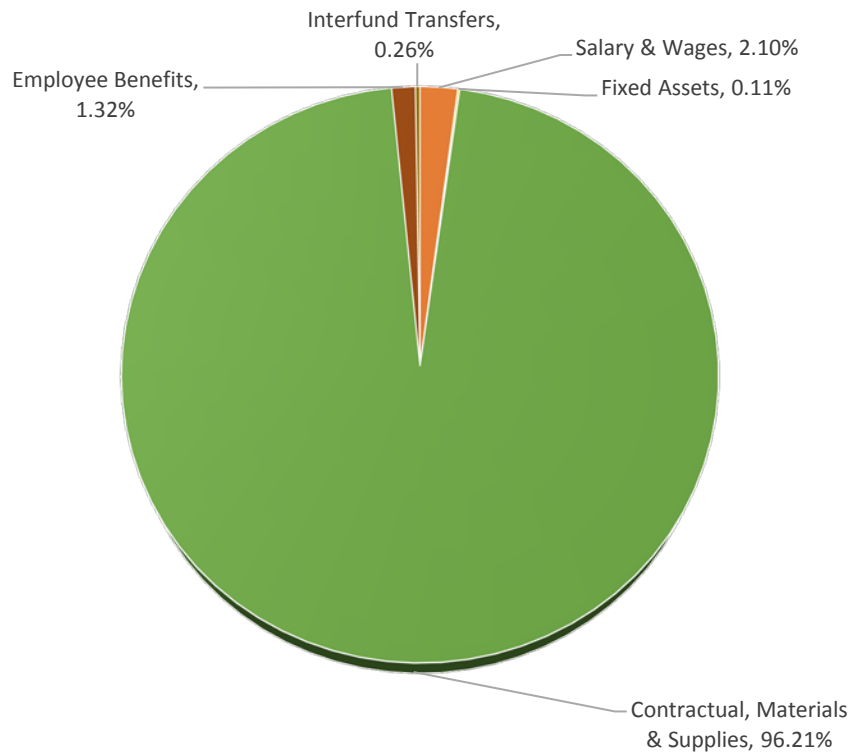
Salary & Wages	40.09%	\$ 5,416,685
Fixed Assets	0.38%	51,000
Contractual, Materials & Supplies	7.06%	953,441
Debt Service Principal	6.70%	905,100
Debt Service Interest	1.40%	189,500
Employee Benefits	24.04%	3,248,600
Interfund Transfers	20.33%	2,745,975
	<u>100.00%</u>	<u>\$ 13,510,301</u>

Expense by Object - Highway

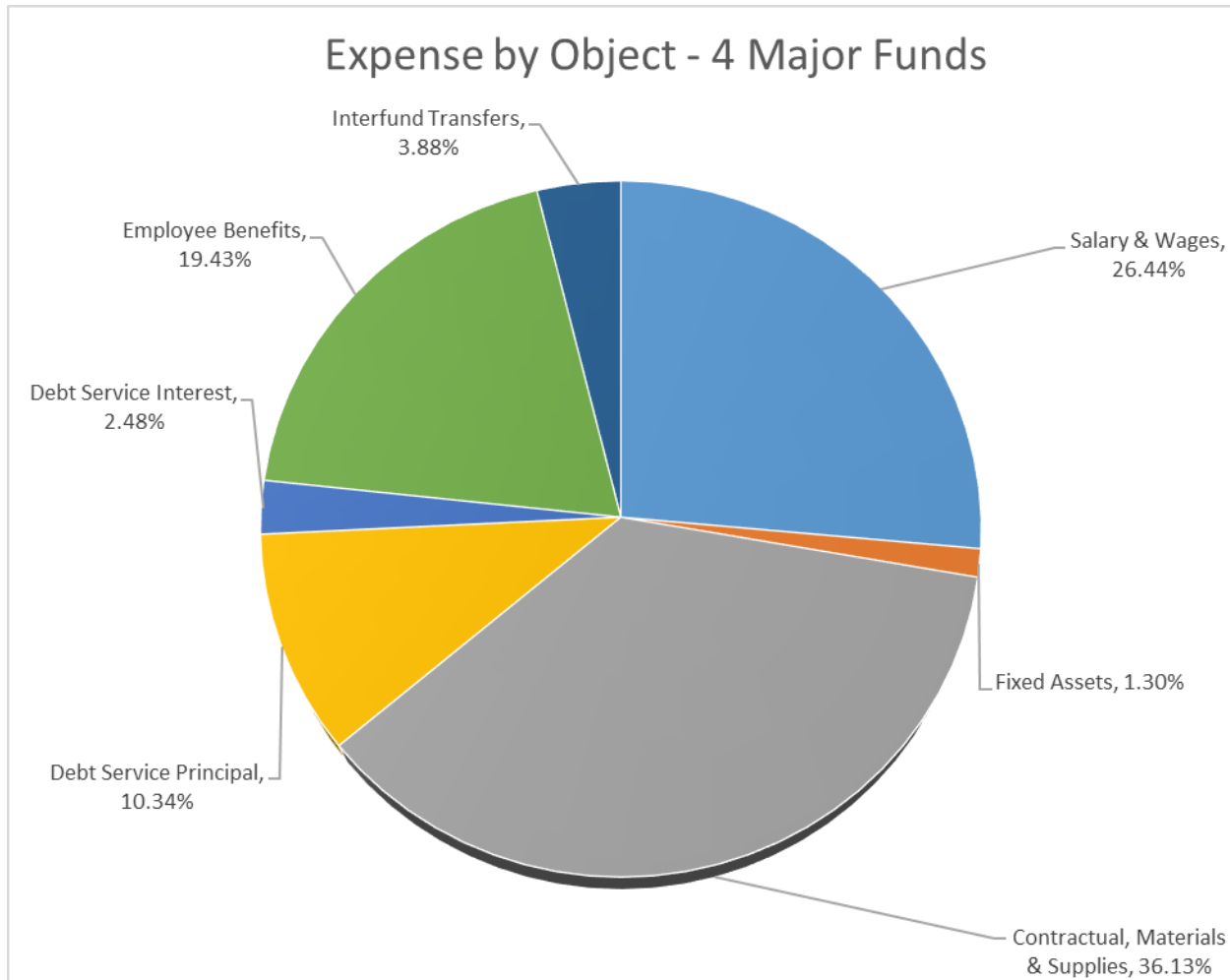


Salary & Wages	18.59%	\$ 6,162,725
Fixed Assets	6.49%	2,150,500
Contractual, Materials & Supplies	21.68%	7,189,000
Debt Service Principal	23.56%	7,811,200
Debt Service Interest	7.01%	2,325,000
Employee Benefits	20.13%	6,676,000
<u>Interfund Transfers</u>	<u>2.54%</u>	<u>841,352</u>
	<u>100.00%</u>	<u>\$ 33,155,777</u>

Expense by Object - Refuse Collection

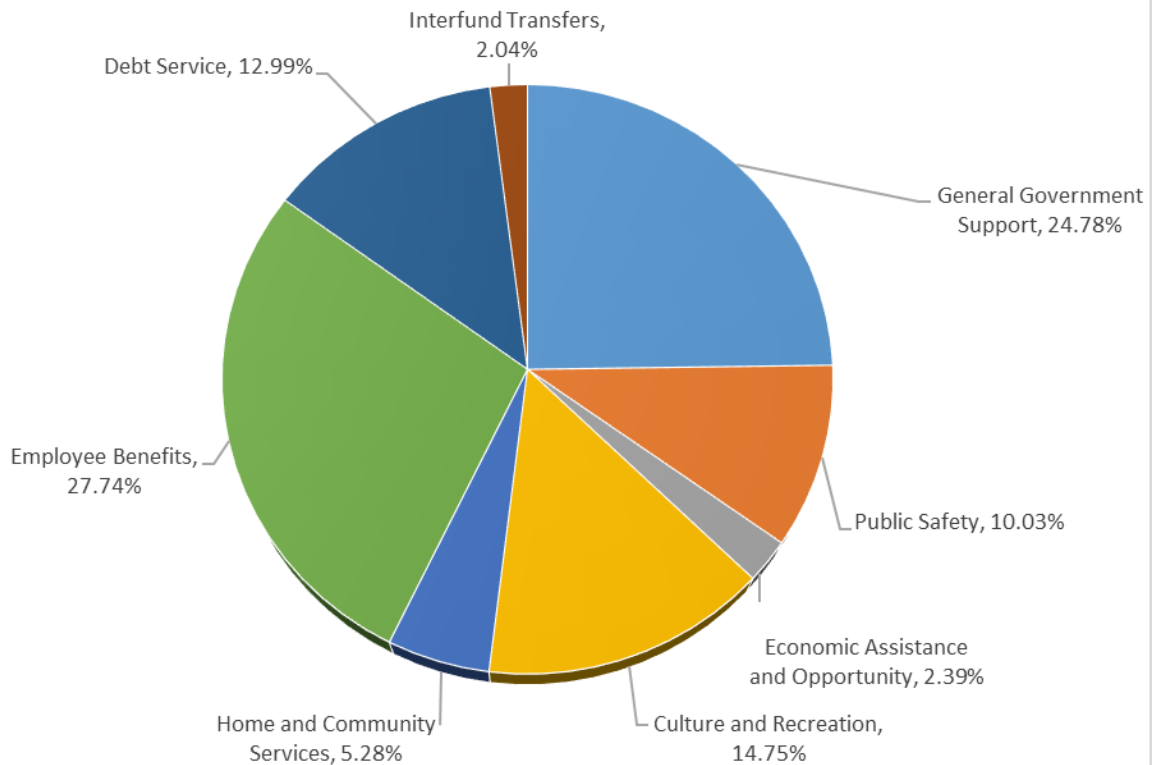


Salary & Wages	2.10%	\$ 888,350
Fixed Assets	0.11%	45,000
Contractual, Materials & Supplies	96.21%	40,598,092
Employee Benefits	1.32%	556,000
Interfund Transfers	0.26%	108,097
	<u>100.00%</u>	<u>\$ 42,195,539</u>



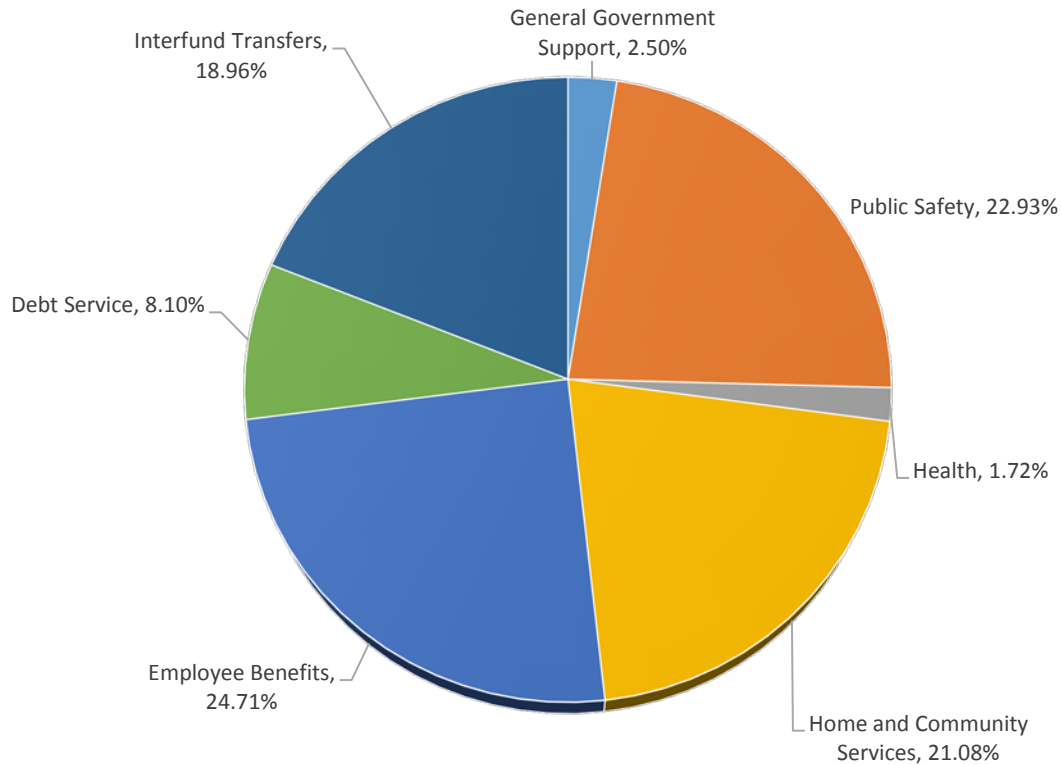
Salary & Wages	26.44%	\$ 47,434,156
Fixed Assets	1.30%	2,340,668
Contractual, Materials & Supplies	36.13%	64,822,004
Debt Service Principal	10.34%	18,544,301
Debt Service Interest	2.48%	4,445,875
Employee Benefits	19.43%	34,846,600
Interfund Transfers	3.88%	6,955,868
	<u>100.00%</u>	<u>\$ 179,389,472</u>

Expense by Function - General Fund



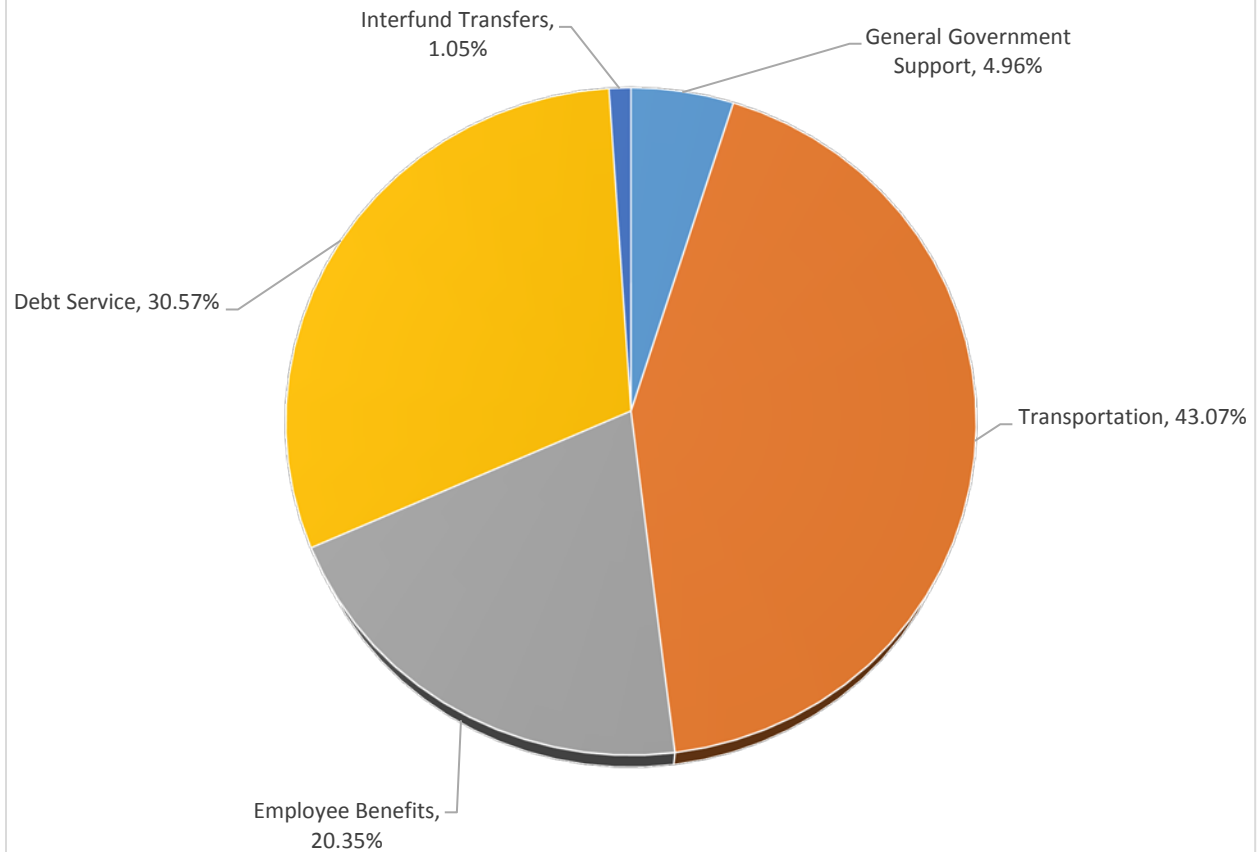
General Government Support	24.78%	\$ 22,432,589
Public Safety	10.03%	9,084,763
Economic Assistance and Opportunity	2.39%	2,159,952
Culture and Recreation	14.75%	13,352,625
Home and Community Services	5.28%	4,781,840
Employee Benefits	27.74%	25,116,000
Debt Service	12.99%	11,759,376
Interfund Transfers	2.04%	1,850,710
	<u>100.00%</u>	<u>\$ 90,527,855</u>

Expense by Function - Part Town



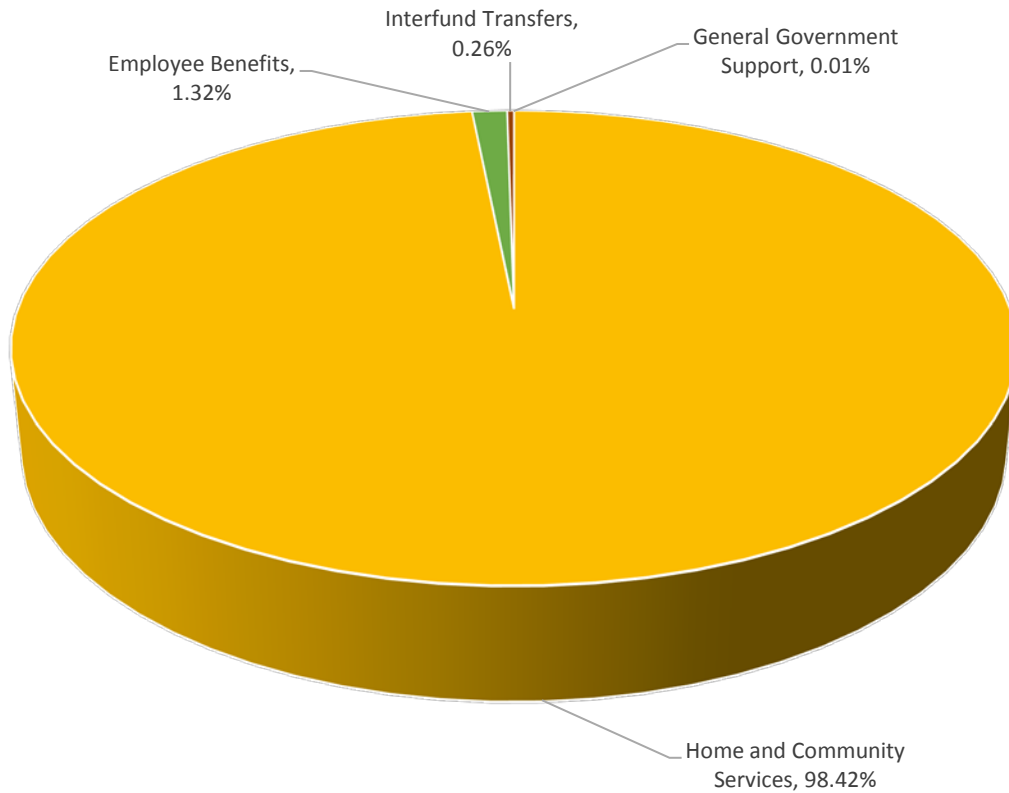
General Government Support	2.50%	\$ 337,984
Public Safety	22.93%	3,098,110
Health	1.72%	232,225
Home and Community Services	21.08%	2,847,116
Employee Benefits	24.71%	3,338,600
Debt Service	8.10%	1,094,600
<u>Interfund Transfers</u>	<u>18.96%</u>	<u>2,561,666</u>
	<u>100.00%</u>	<u>\$ 13,510,301</u>

Expense by Function - Highway



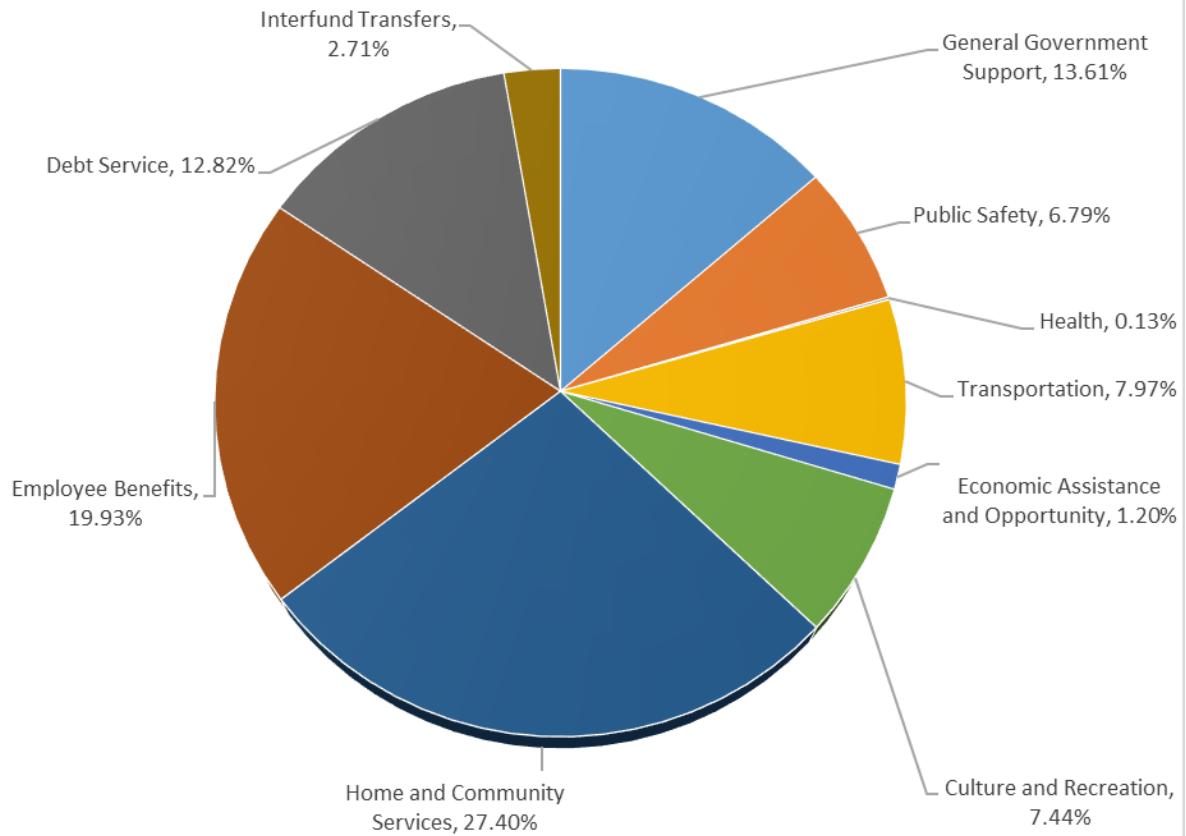
General Government Support	4.96%	\$ 1,643,301
Transportation	43.07%	14,281,725
Employee Benefits	20.35%	6,746,000
Debt Service	30.57%	10,136,200
Interfund Transfers	1.05%	348,551
	<u>100.00%</u>	<u>\$ 33,155,777</u>

Expense by Function - Refuse Collection



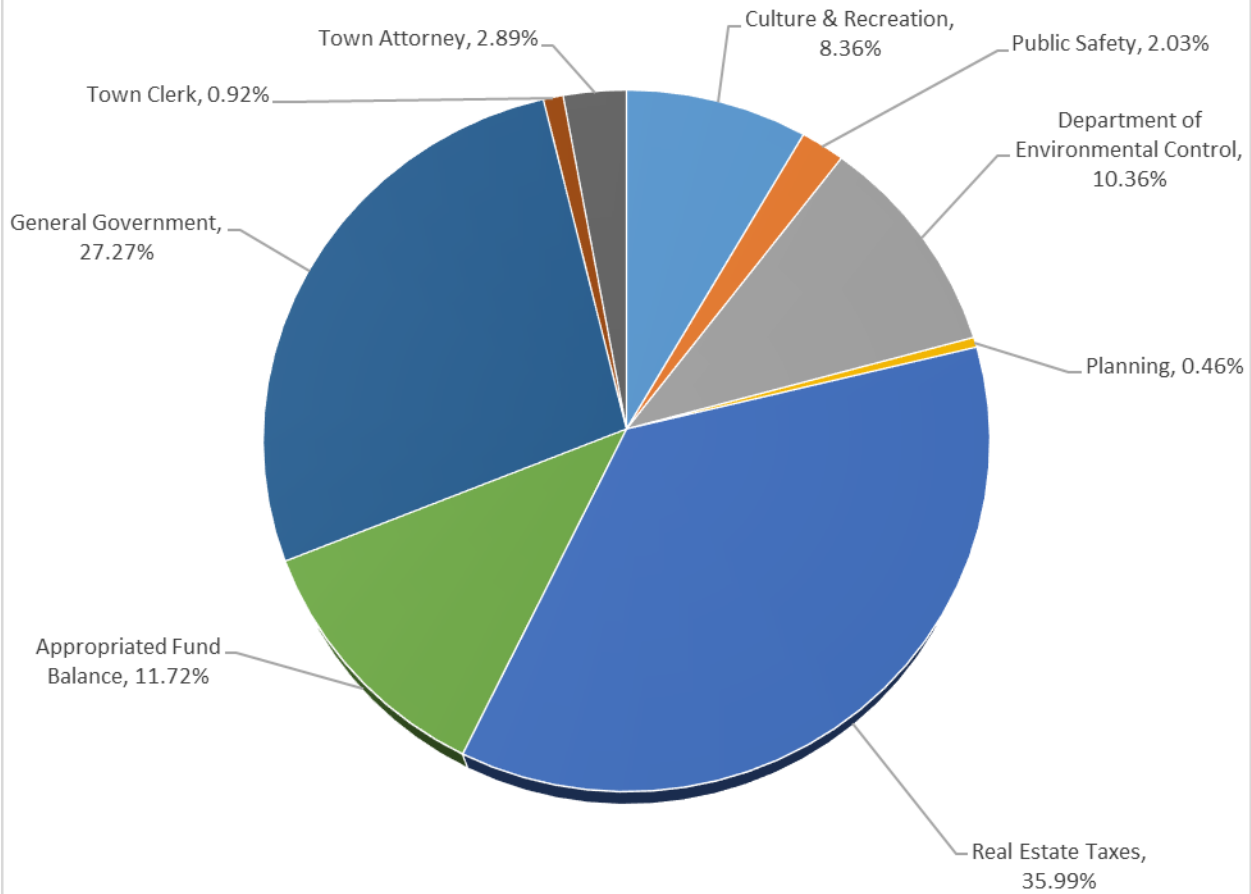
General Government Support	0.01%	\$ 3,200
Home and Community Services	98.42%	41,528,242
Employee Benefits	1.32%	556,000
Interfund Transfers	0.26%	108,097
	<u>100.00%</u>	<u>\$ 42,195,539</u>

Expense by Function - 4 Major Funds



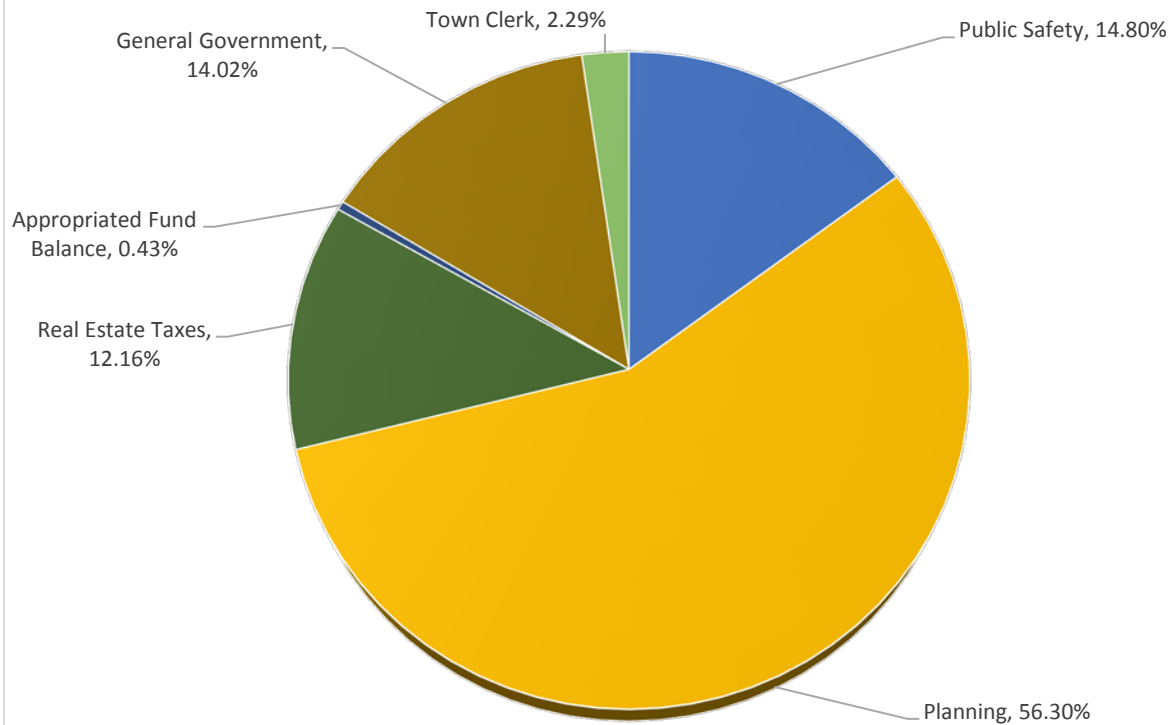
General Government Support	13.61%	\$ 24,417,074
Public Safety	6.79%	12,172,873
Health	0.13%	232,225
Transportation	7.97%	14,281,725
Economic Assistance and Opportunity	1.20%	2,159,952
Culture and Recreation	7.44%	13,352,625
Home and Community Services	27.40%	49,157,198
Employee Benefits	19.93%	35,756,600
Debt Service	12.82%	22,990,176
Interfund Transfers	2.71%	4,869,024
	<u>100.00%</u>	<u>\$ 179,389,472</u>

Revenue by Program - General Fund



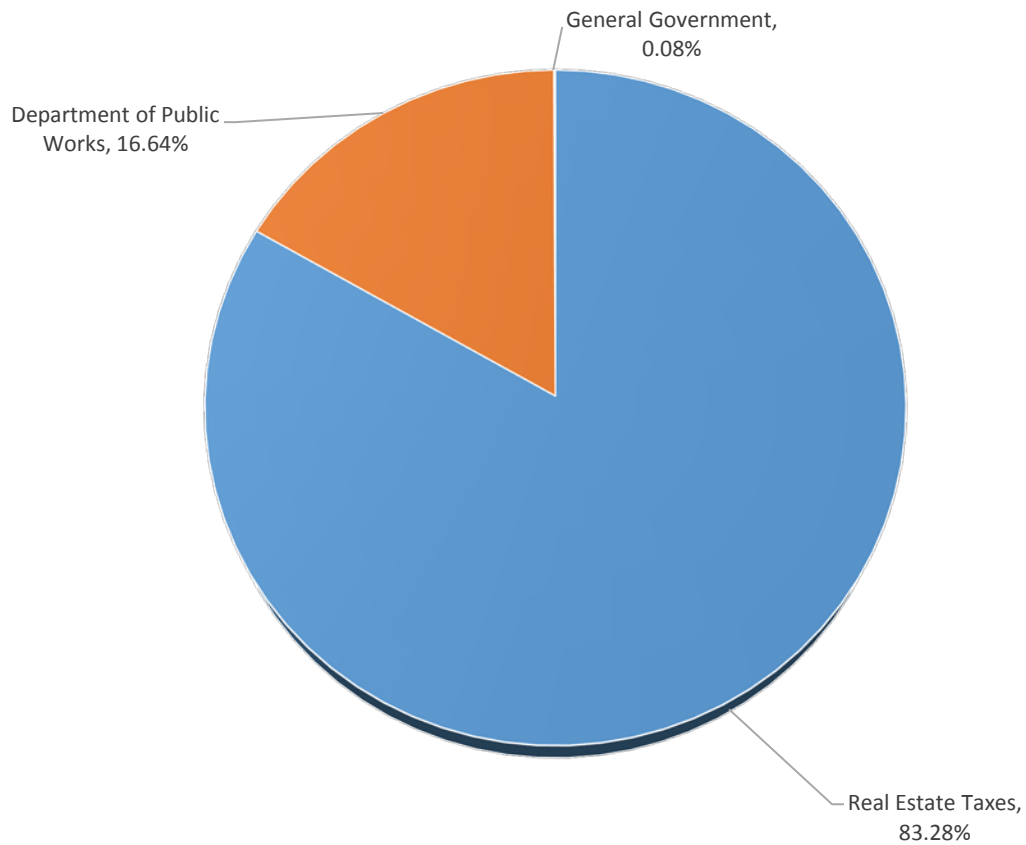
Culture & Recreation	8.36%	\$ 7,571,744
Public Safety	2.03%	1,840,000
Department of Environmental Control	10.36%	9,375,000
Planning	0.46%	415,045
Real Estate Taxes	35.99%	32,579,153
Appropriated Fund Balance	11.72%	10,607,450
General Government	27.27%	24,686,793
Town Clerk	0.92%	837,670
Town Attorney	2.89%	2,615,000
	<u>100.00%</u>	<u>\$ 90,527,855</u>

Revenue by Program - Part Town



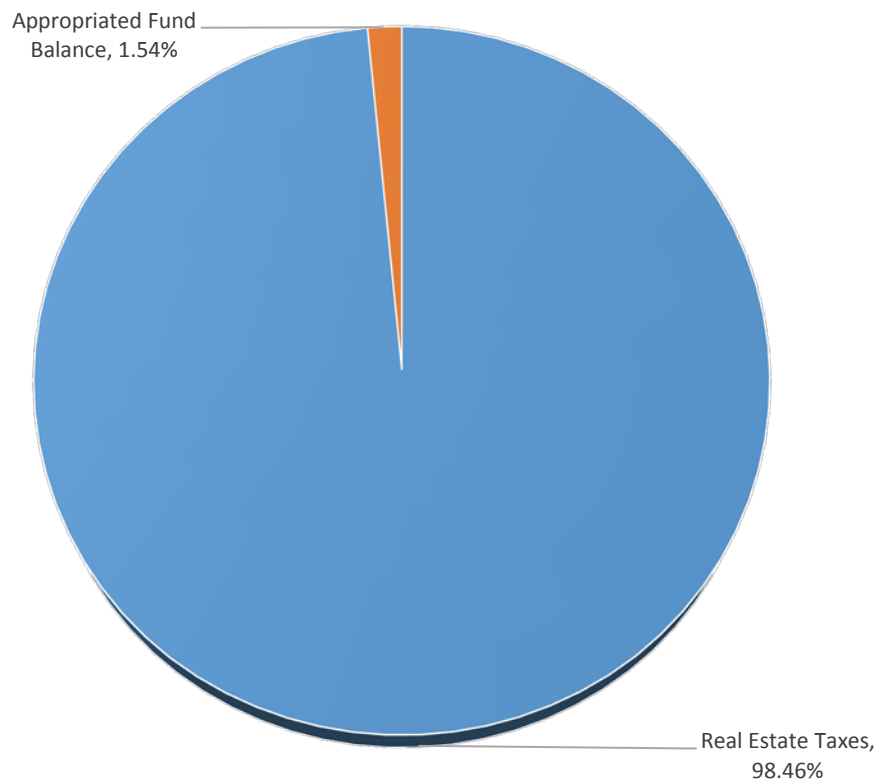
Public Safety	14.80%	\$ 2,000,000
Planning	56.30%	7,606,450
Real Estate Taxes	12.16%	1,642,451
Appropriated Fund Balance	0.43%	58,000
General Government	14.02%	1,893,400
Town Clerk	2.29%	310,000
	<u>100.00%</u>	<u>\$ 13,510,301</u>

Revenue by Program - Highway



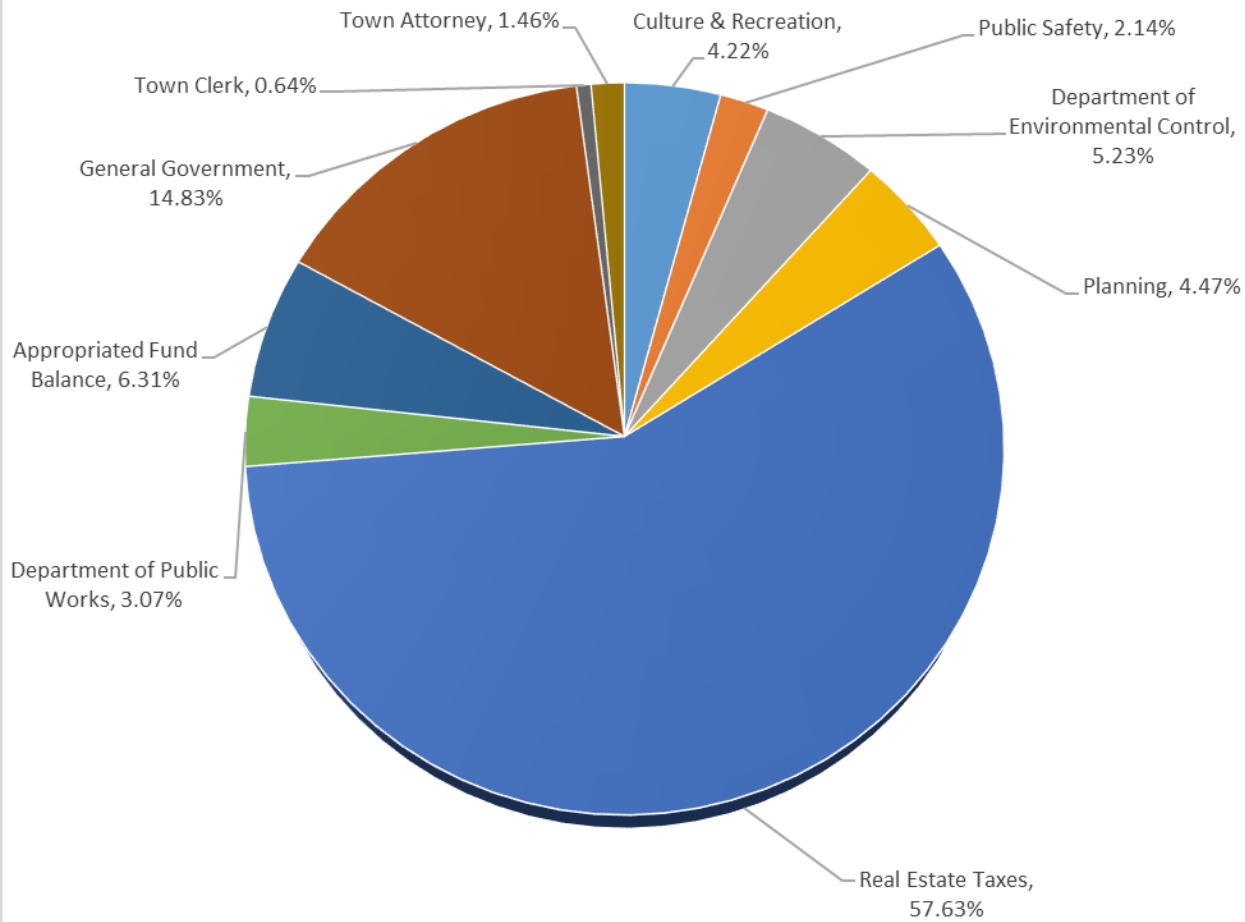
Real Estate Taxes	83.28%	\$ 27,612,777
Department of Public Works	16.64%	5,518,000
General Government	0.08%	25,000
	<u>100.00%</u>	<u>\$ 33,155,777</u>

Revenue by Program - Refuse Collection

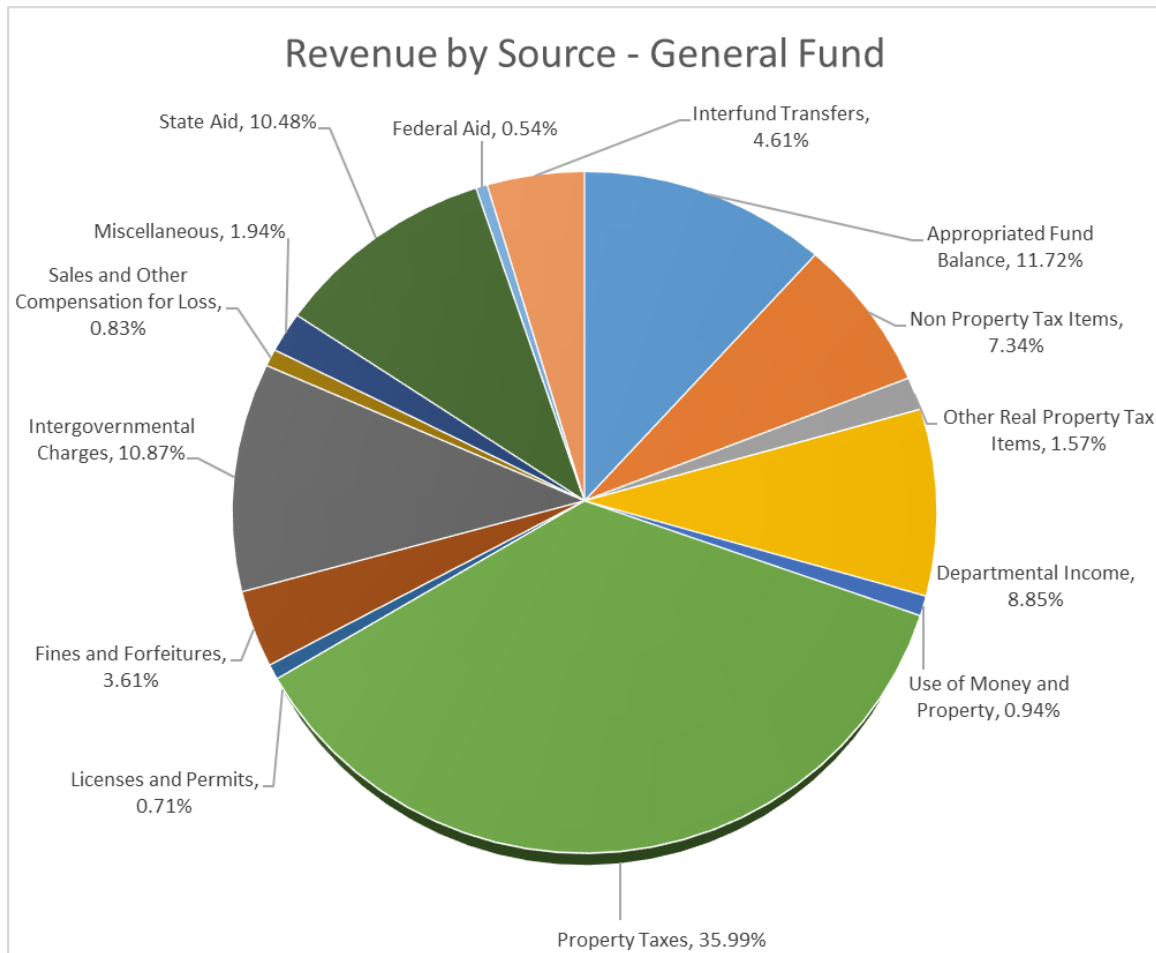


Real Estate Taxes	98.46%	\$ 41,545,539
<u>Appropriated Fund Balance</u>	<u>1.54%</u>	<u>650,000</u>
	<u>100.00%</u>	<u>\$ 42,195,539</u>

Revenue by Program - 4 Major Funds

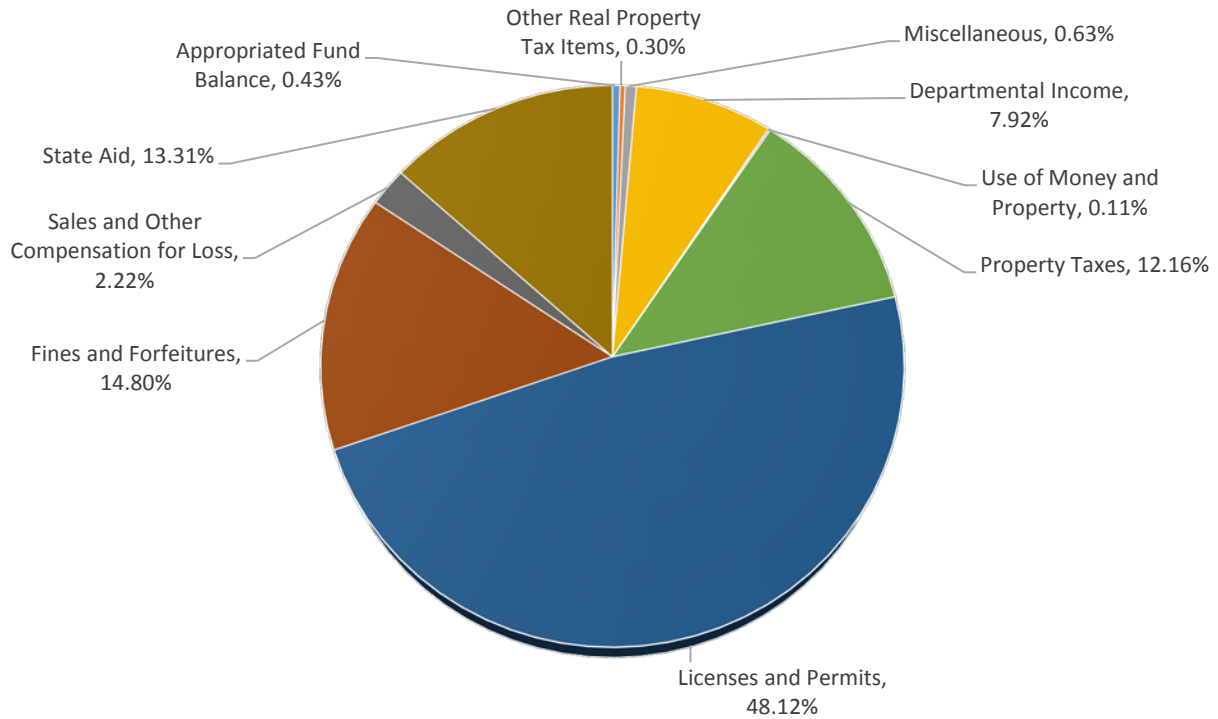


Culture & Recreation	4.22%	\$ 7,571,744
Public Safety	2.14%	3,840,000
Department of Environmental Control	5.23%	9,375,000
Planning	4.47%	8,021,495
Real Estate Taxes	57.63%	103,379,920
Department of Public Works	3.07%	5,518,000
Appropriated Fund Balance	6.31%	11,315,450
General Government	14.83%	26,605,193
Town Clerk	0.64%	1,147,670
Town Attorney	1.46%	2,615,000
	<u>100.00%</u>	<u>\$ 179,389,472</u>



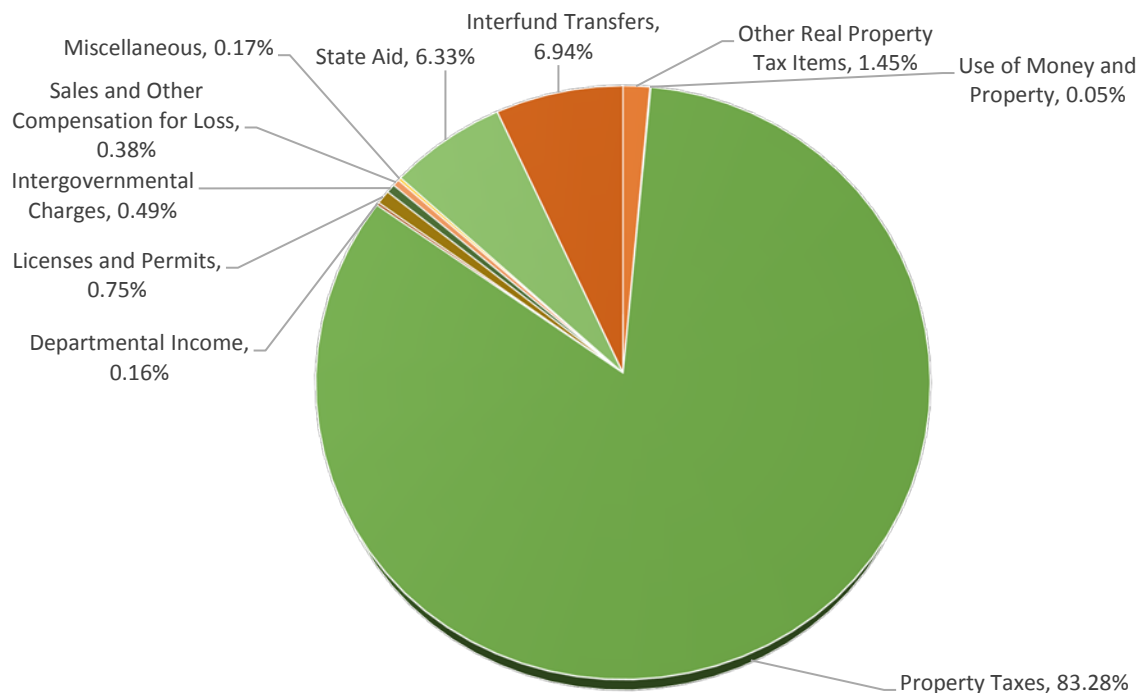
Appropriated Fund Balance	11.72%	\$ 10,607,450
Non Property Tax Items	7.34%	6,650,000
Other Real Property Tax Items	1.57%	1,420,000
Departmental Income	8.85%	8,013,092
Use of Money and Property	0.94%	851,080
Property Taxes	35.99%	32,579,153
Licenses and Permits	0.71%	645,090
Fines and Forfeitures	3.61%	3,267,000
Intergovernmental Charges	10.87%	9,840,045
Sales and Other Compensation for Loss	0.83%	747,600
Miscellaneous	1.94%	1,760,000
State Aid	10.48%	9,487,000
Federal Aid	0.54%	489,552
Interfund Transfers	4.61%	4,170,793
	<u>100.00%</u>	<u>\$ 90,527,855</u>

Revenue by Source - Part Town



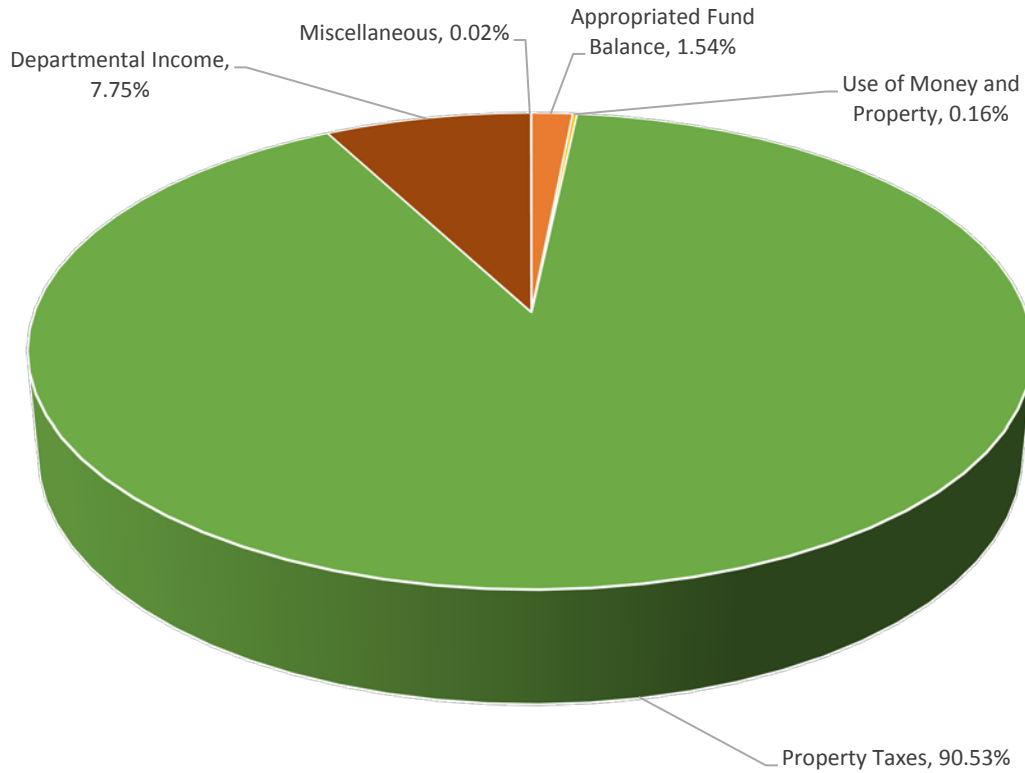
Appropriated Fund Balance	0.43%	\$ 58,000
Other Real Property Tax Items	0.30%	40,000
Miscellaneous	0.63%	85,500
Departmental Income	7.92%	1,069,700
Use of Money and Property	0.11%	15,000
Property Taxes	12.16%	1,642,451
Licenses and Permits	48.12%	6,501,500
Fines and Forfeitures	14.80%	2,000,000
Sales and Other Compensation for Loss	2.22%	300,250
State Aid	13.31%	1,797,900
	<u>100.00%</u>	<u>\$ 13,510,301</u>

Revenue by Source - Highway

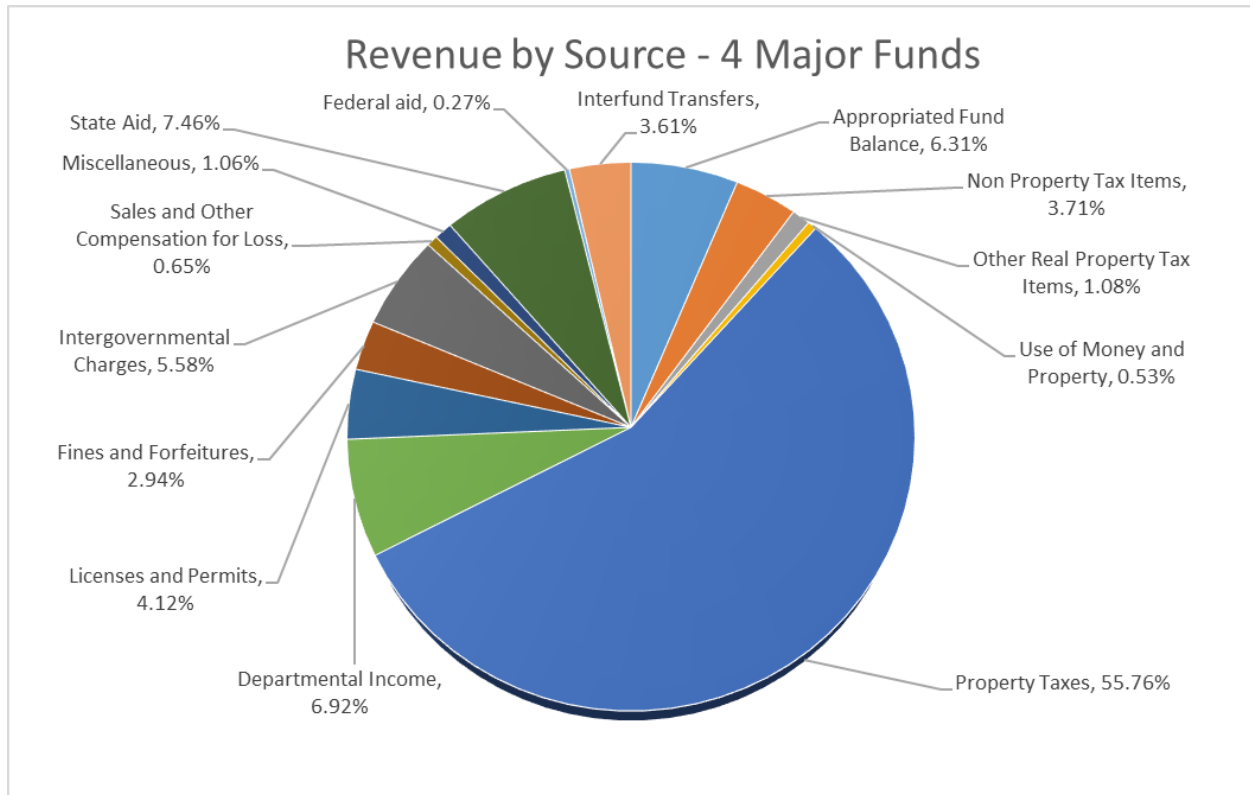


Other Real Property Tax Items	1.45%	\$ 480,000
Use of Money and Property	0.05%	17,000
Property Taxes	83.28%	27,612,777
Departmental Income	0.16%	54,000
Licenses and Permits	0.75%	250,000
Intergovernmental Charges	0.49%	161,000
Sales and Other Compensation for Loss	0.38%	125,000
Miscellaneous	0.17%	56,000
State Aid	6.33%	2,100,000
Interfund Transfers	6.94%	2,300,000
	<u>100.00%</u>	<u>\$ 33,155,777</u>

Revenue by Source - Refuse Collection



Appropriated Fund Balance	1.54%	\$ 650,000
Use of Money and Property	0.16%	68,000
Property Taxes	90.53%	38,201,989
Departmental Income	7.75%	3,269,000
Miscellaneous	0.02%	6,550
	<u>100.00%</u>	<u>\$ 42,195,539</u>



Appropriated Fund Balance	6.31%	\$ 11,315,450
Non Property Tax Items	3.71%	6,650,000
Other Real Property Tax Items	1.08%	1,940,000
Use of Money and Property	0.53%	951,080
Property Taxes	55.76%	100,036,370
Departmental Income	6.92%	12,405,792
Licenses and Permits	4.12%	7,396,590
Fines and Forfeitures	2.94%	5,267,000
Intergovernmental Charges	5.58%	10,001,045
Sales and Other Compensation for Loss	0.65%	1,172,850
Miscellaneous	1.06%	1,908,050
State Aid	7.46%	13,384,900
Federal Aid	0.27%	489,552
Interfund Transfers	3.61%	6,470,793
	<u>100.00%</u>	<u>\$ 179,389,472</u>



OFFICE of the SUPERVISOR
ANGIE M. CARPENTER
Supervisor

MAJOR DEPARTMENT SUMMARIES



ASSESSOR

Anne M. Danzinger, Assessor

Departmental Mission

The Assessor's Office, the fourth largest assessing jurisdiction in the State of New York, maintains valuation for the Town of Islip's assessment roll of all real property in a fair and equitable manner. The finalized annual assessment roll is used by the Town of Islip Tax Receiver to apportion the annual Town of Islip tax warrant to fund the operating budgets of the Town of Islip, County of Suffolk, schools, libraries and special districts (fire, water, ambulance, sewer, refuse, lighting, beach erosion control district, and business improvement districts). Properties may be entitled to certain exemptions, including but not limited to School Tax Relief (STAR) exemptions, which are administered by the main office and the STAR Office.

Legal Authority

The duties and responsibilities of the Assessor are governed by the New York State Real Property Tax Law (RPTL), Real Property Law (RPL), and the New York State Rules for Real Property Tax Administration. Appointment of the Assessor is authorized by RPTL Section 310 and Islip Town Code Chapter 3.

Operating Environment

- **Inventory of Real Property:** Evaluates the condition and use for valuation purposes of all 98,753 parcels of residential, commercial and industrial property within the Town as of taxable status date each year (March 1st). The assessments and inventory are incorporated into the tentative assessment roll for the applicable year.
- **Property Tax Exemption Administration:** Administers exemptions authorized under State and local laws, including but not limited to over 9,500 veterans, over 3,400 low-income seniors, approximately 210 low-income disabled, over 4,000 not-for-profits, and over 1,100 volunteer firemen and ambulance workers. Our main office and the STAR Office process thousands of property tax exemption applications filed by property owners annually by taxable status date (March 1st). All partial and full exemptions are incorporated into the tentative assessment roll which is filed and published by May 1st of each year.
- **Grievance Complaints:** Processes grievance complaints each year filed on over 10,000 various residential and commercial parcels. Grievances filed between May 1st and the third Tuesday in May, Grievance Day, are entered into our computer system, and all grievance complaints are delivered to an independent Board of Assessment Review (BAR) for review and determination. The BAR determinations are incorporated into the tentative assessment roll.
- **Small Claims Assessment Review (SCAR) Proceedings and Tax Certiorari Proceedings:** The tentative assessment roll with any BAR adjustments is then filed and published as the final assessment roll by July 1st of each year; thereafter, the office processes approximately 3,200 SCAR proceedings filed on owner-occupied residential properties, and

approximately 6,200 certiorari proceedings filed on all other residential and commercial properties. The office processes all petitions, prepares comparable sale analyses or income approach analyses appropriate for each challenged assessment, and actively defends challenged owner-occupied residential assessments during SCAR hearings.

2016 Achievements

- Continued further scanning, retrieval and sharing of documents on an intra-departmental basis, including but not limited to property record cards, sketches and photo images.
- Implemented New York State legislation to our veterans' exemption administration.
- Integrated improvements to the volunteer firemen's and ambulance workers' exemption administration.
- Implemented the 2017 New York State STAR transition legislation.
- Updated our income analysis program.
- Streamlined all correspondence to property owners.
- Continued conversion of office documents and correspondence to Alpha 5, including but not limited to the apportionment and consolidation forms, and exemption renewal letters.
- Commenced improvements to our comparative sales grids for SCAR.

2017 Goals

- Complete improvements to our comparative sales grids for SCAR.
- Explore methods to improve sales validation procedures.
- Continue conversion of office documents and correspondence to Alpha 5.
- Implement further scanning, retrieval and sharing of documents.
- Explore sketch programs, and the use of laptops in the field.



CENTRAL DATA PROCESSING

Steve Kosin, Director

Departmental Mission

The Town of Islip Information Technology Department will be a proactive leader in all areas of the technology field, and our mission will be to identify issues, offering innovative solutions to enable Town departments to accomplish their goals and provide quality services to our citizens more effectively and efficiently.

Information Technology is committed to serving the day-to-day operations of the Town by providing enterprise-wide, integrated solutions with emphasis on providing superior service to our constituents and respected town departments & divisions. We will always ensure effective and efficient utilization of new and existing technology resources and investments. Our constant goal is to exceed internal and external service expectations by implementing leading-edge solutions with established E-Gov best practices. The Town of Islip's Department of Information Technology (Central Data Processing) is a leader in providing local government services through innovative, reliable, and responsive information technology solutions.

Legal Authority

The Town of Islip Information Technology Department derives authority from Section 47C-5 of Town Law, the Suffolk County Tax Act and the New York State Real Property Tax Law.

Operating Environment

The IT Department exists within an operating environment that is both challenging and dynamic. The basic operations are broken down into the following areas:

- To provide the highest quality service in partnership with other government agencies, citizens, communities, and constituents.
- Hardware maintenance – Maintenance of and capacity planning for computers, servers, storage and other hardware components.
- Software Solutions and Utilities - Maintain current software solutions and collaborate with Town departments in delivering new solutions, as the Town's needs change and expand.
- Web-based applications – Develop and maintain web-based solutions that leverage the internet to better serve the Town's mission.
- Network support – Administration, monitoring, security and capacity planning for Town's expanding wide area network (WAN).

- Technical Support - Provide technical support for all Town operations as needed. This includes the support of hardware, software, enterprise applications and other devices that integrate data equipment and personnel. The department also engages in problem-solving methods, plans and controls technology activities.
- To encourage Town departments and local agencies to use information technology to improve and deliver services.

Workload Indicators

The workload for the IT Department is as follows and requires the staff to frequently develop new skills and build upon their on hand knowledge base. In addition, it must maintain awareness of budding technology trends, how technology is being applied elsewhere to address the challenges of municipal government, and an awareness of the challenges of each of the Town departments. Moreover, it must now allocate increasing resources to stay accustomed and responsive to the growing quantity and complexity of cyber threats to the Town's interests.

- Administration, support and management of a wide-area network.
- Provide support for all PC's, workstations, servers, print servers, network switches and routers.
- Respond to and resolve support needs from the Town's 700+ employees
- Take full advantage of the value the Town receives from its existing systems and information assets.
- Develop, update and maintain a Technology vision and direction for the Town.

2016 Achievements

The IT Department's 2016 significant achievements include the following:

- Completed WiFi access at core Town locations and began planning other Town locations.
- Significant upgrades to the Town's IT security capabilities.
- Continue to assist the Town Clerk's office in leveraging the new Document Management capabilities for more effective and compliant document retention and Records Management.
- Replaced over 50 end-of-life desktop computers with longer-life, more energy efficient systems.
- Improvements to IT Support process achieving better response time and accountability and cross training.
- Upgraded Town's Network Core environment and made major additions to our storage and backup capacity.
- Implementation of mobile tablets and Smartphone devices, and the commenced planning further roll-outs in 2017.
- Designed, developed and implemented the Atlantique dock slip reservation system.
- Developed program to enable the Town's Emergency Operations Center to identify parcels in flood plain areas that might be vulnerable to storm surges based on storm predictions.

2017 Goals

- Continue to replace aging infrastructure as needed in a cost effective manner.
- Expand WiFi access at Islip Town facilities and properties.
- Continue to replace Cobol based applications with ALPHA5 / PHP based SQL database applications.
- Meet ADA compliance requirements for the Town of Islip's website.
- Research and implement new technologies to increase the productivity and efficiency of the general workforce.

Performance Measures

The Base Performance metrics to measure progression towards departmental goals are as follows:

- Achieve a one-year IT capacity demand buffer in storage, processing and bandwidth – Achieved.
- Continued reduction in computer related electrical power, e-waste and paper use
- Electric – Energy efficient PC replacement and new Datacenter design and servers – Achieved.
- E-Waste – reduce number of personal printers – Achieved.
- Paper – accelerated use of Document management and electronic documents - Achieved
- Replace oldest 20% desktop computers – Achieved.
- 99.5% aggregate availability of Town's major systems – Achieved.





ECONOMIC DEVELOPMENT

William Mannix, Director

Departmental Mission

The mission of the Town Office of Economic Development is to promote and foster economic growth, provide employment opportunities and to improve the overall quality of life of the residents of Islip Town. Economic Development accomplishes this mission by fostering the expansion and retention of our existing business base, by marketing our community as "business friendly" to facilitate new business attraction in order to build a sustainable long-term economy, and assisting existing and new businesses in navigating the business permitting process.

Organizational Statement

The Town of Islip Office of Economic Development is a division of the Town of Islip Planning Department. Staff of the Division of Economic Development also serves as staff to two related but separate legal entities that serve to further the overall mission of the Division of promoting business growth in the Town. Those related agencies are the **Town of Islip Industrial Development Agency** and the **Town of Islip Economic Development Corporation**.

Legal Authority

The Town of Islip Office of Economic Development Division derives authority from Section 39A-4 of Town Law, the Suffolk County Tax Act and the New York State Real Property Tax Law

2014-2016 Achievements

- The Department induced 27 new projects through the IDA in 2014, representing a total capital investment of more than \$145 million, the retention of 1,675 jobs, and the creation of 666 new jobs.
- The Department induced 16 new projects through the IDA in 2015, representing a total capital investment of \$72 million, the retention of 1,022 jobs and the creation of 627 new jobs.
- The Department has induced 10 projects through the IDA in 2016 YTD (August), representing a total capital investment of \$46 million, the retention of 487 jobs and the creation of 158 new jobs.
- Over this time the Department met with over 100 companies to discuss the various benefits available to growing businesses in Islip.
- The Department hosted a successful CEO Summit for the 6th straight year, with nearly 200 registrants in 2016.
- The Department commenced a new marketing campaign in 2015 which includes improvements to our website, a social media campaign, and new print advertisements, all instituted in 2016.

- The Department held 10 meetings with the Economic Development Commission, an advisory body of business leaders representing a cross section of the local Islip business community.
- The Department recognized 10 Islip based small businesses in each year for the past 3 years, for their continued success and commitment to our community.
- The Department organized a successful “Rail Freight Summit” in 2015, promoting the use of rail for the transportation of freight both onto and off Long Island.
- The Department maintains an active membership in many regional, state, and national business organizations, including the HIA, LIBDC, NYSEDC, IEDC, and the Infra-Structure Committee of the LI Regional Economic Development Council.
- The Department held highly successful “Job Search Boot Camps” in 2014, 2015, & 2016 training 50 Islip residents each year in how to search for employment.
- Through the IDA, the Department took in \$448,218 in revenue in 2014 and \$555,108 YTD in 2015 and \$164,550 in 2016 YTD (August).

2017 Goals:

- Meet with 40 new companies to develop leads and prospects for expansion projects.
- Induce 15 new IDA or EDC projects.
- Close 10 new IDA or EDC projects.
- Implement new marketing campaign developed in 2015 to increase exposure to the business community.
- Develop new events designed to assist Islip based companies in growing their business.
- Collect \$300,000 in revenue through the Islip IDA.



DEPARTMENT of ENVIRONMENTAL CONTROL

James Heil, Commissioner



Departmental Mission

The goal of the Town of Islip Department of Environmental Control is to plan, develop and implement programs and policies designed to protect and enhance the quality of the environment within the Town of Islip as it relates to solid waste and recycling. To develop policy and draft Town legislation pertaining to matters that would protect or improve the quality of the environment or natural resources of the Town by providing programs that deal with solid waste and its effective treatment or disposal. To develop and implement public education programs on proper disposal of solid and liquid waste. Explore and create new programs in recycling, waste reduction or removal and wastewater treatment programs. Implement new State and Federal mandates, as they relate to Town programs and facilities. These departmental goals will further the Town's strategic goals of implementing energy efficient programs, provide education and will further the Town's mission of fostering a sustainable Islip.

Legal Authority

Chapter 632 of the laws of 1982 of the State of New York, as amended, consistent with the Solid Waste Management Plan, as approved by the New York State Department of Environmental Conservation, our operating permits, the laws, rules and regulations of the State of New York and Chapter 21 of the Town Code of the Town of Islip.

Operating Environment:

The **Administrative Division** of Department of Environmental Control (DEC), located at 401 Main Street in Islip, oversees all programs that deal with recycling and solid waste management within the Town. This covers the daily interaction of management with the various divisions under the DEC, advisory committees, special interest groups, government agencies and any other groups that fall under the purview of this department. To some degree, external issues such as State and Federal mandates affect departmental programs, grant monies, funding sources and public support for projects. In addition to the solid waste divisions, we also oversee the Bay Bottom Leasing program and the Town of Islip Animal Shelter and Adopt-A-Pet Center.

The **Mac Arthur Compost Facility**, located at 1101 Railroad Avenue in Ronkonkoma, is responsible for the receipt and processing of commercial and residential vegetative waste. This division receives material six days a week from early spring through December, inclusive of three special collections each year. These special collections are spring and Fall Yard Waste as well as the Holiday tree collection. Since the facility opened in 1988, it has accepted and processed over 1,425,000 tons of vegetative debris. The material collected is made up of leaves, grass, shrubs, branches, stumps and trees. The branches, stumps and trees are ground into woodchips and the remainder of the vegetative debris is shredded, placed in windrows which eventually turn into compost.

The **Multi-Purpose Recycling Facility or WRAP Center**, located at 1155 Lincoln Avenue in Holbrook, acts as the central collection hub for all curbside recyclables collected within the Town. The Town of Islip utilizes a split collection process on Wednesdays where glass, plastic and metal are collected one week, and paper and cardboard are collected on the alternating week. Since 1987, the combined collection of recycled material totals nearly 550,000 tons. The paper and cardboard are placed in containers and are transported to recycling plants. The glass, plastic and metal (GPM) are run through our processing plant which separates the material into unique piles. (ie. aluminum cans separated from steel cans) and are trucked to recyclers. We also accept a small amount of construction and demolition debris, as a convenience to our residents and businesses – acting as a transfer station. E-waste, bulk metal items, propane tanks and household hazardous waste are also accepted every business day. The site is also responsible for the post closure monitoring of the closed and capped former Lincoln Avenue Landfill.

The **Blydenburgh Landfill**, located at 440 Blydenburgh Road in Hauppauge, is made up of a C&D clean fill, a capped & closed municipal solid waste landfill and a capped and closed

ash mono-fill which serves as a home to a small, demonstration solar array. The facility collects and monitors landfill gases, pursuant to NY State DEC regulations. The facility also collects approximately 20 million gallons of leachate annually, which is trucked off site for disposal. The C&D clean fill portion of the facility is approaching the end of its useful life, and plans will be commenced shortly for its capping and closure.

The **Bay Bottom Lease Program** provides for the management of approximately 100 acres of bay bottom through the leasing and management of 27 parcels to local companies and individuals who use the land to farm shellfish. This provides a positive revenue stream for the department. Due in part to the program's success, we are in the midst of the approval process for a larger parcel off of Heckscher State Park, which would vastly expand the Town's aquiculture activities, which provide for jobs, lease revenue as well as the added environmental benefits derived from the growth and development of shellfish, which utilize filtration as part of their growth process...removing nitrates from the bay.

The **Town of Islip Animal Shelter and Adopt-A-Pet Center**, located at 210 South Denver Avenue in Bay Shore, is operated to enforce Animal Control measures needed to protect the health, safety and welfare of the residents, and to the greatest extent possible, to promote animal welfare.

The **Consolidated Refuse District** provides sanitation, recycling and yard-waste collection through both municipal agency employees and private contractors to the residents in over 80,500 units within the Town's hamlets. A significant part of the Collection Contract pledges all the household garbage to the Waste to Energy plant, which is owned by the Islip Resource Recovery Agency and operated through a management agreement with Covanta MacArthur Renewable Energy, Inc.

The **SR District** provides for the administration of the Consolidated Garbage District Curbside Collection Contract. Our Sanitation Inspectors provide continuous, "boots on the ground" monitoring of the day to day operations of the contracted garbage carters. Office staff assists with the collection and billing of fees generated at our solid waste facilities as well as daily, weekly, monthly and annual reporting requirements. They also serve as customer service representatives for our residents to assist in resolving collection issues and dispersing information about our programs.

The **Ground Water Treatment Facility**, located directly adjacent to the Hauppauge landfill, has processed over 2,399,475,903 gallons of groundwater since startup in September of 1996. The liquid is extracted from 4 extraction wells, treated through aeration, chemical oxidation, solids separation and filtration and then it is pumped back into the aquifer through 6 recharge wells.

Workload Indicators

The workload in the Department of Environmental Control is a function of the following:

- Residential waste as generated through the Consolidated Refuse and Garbage Special District is pledged to the Islip Resource Recovery Agency through a solid waste disposal agreement. The waste is incinerated and electricity is produced and sold to the utility company. The facility burns in excess of 165,000 tons of MSW and exports 53,000,000 kWh of electricity annually.
- In 2015, the MacArthur Compost facility accepted 42,557 tons of inbound yard waste and wood chips, which is processed and turned into compost, which is available to residents for free and to contractors for a fee.
- The Consolidated Refuse District now consists of more than 80,500 residential units that receive two solid waste collections and one recycling collection per week which include weekly bulk waste, white goods, e-waste, spring and fall yard waste collections and a Christmas tree collection year.
- The Blydenburgh Cleanfill accepted 43,104 tons of commercial and residential Construction & Demolition debris in 2015. The facility also removed over 18,301,000 gallons of leachate from the facility.
- The Wastewater Disposal Division received and processed 95,757,900 gallons of waste water in 2015 and it processed 75,135,800 gallons through the first eight months of 2016.
- The various curbside and drop off recycling programs in the Town recovered 7,327 tons of mixed paper, 199 tons of cardboard, 6,045 tons of comingled glass, plastic and metal, 58 tons of white goods and 155 tons of e-waste in 2015. The recycling rates for paper and bottles and cans have remained relatively constant continuing the Town's success as a leading recycler on Long Island.
- The Islip Animal Shelter and Adopt-A-Pet Center handled 2,012 dogs, 1,045 cats and 590 other animals over the course of 2014 (this number includes animals that were found dead). Of that number, 374 dogs, 138 cats and 14 other animals were adopted and 499 dogs, 2 cats and 1 other animal were reunited with their owners.

2016 Achievements

The Department's 2016 achievements include the following:

- Conducted two STOP Day events (Spring & Fall) which allow the public to safely dispose of their Household Hazardous Wastes;
- Began planning for the capping of a section of, and the potential, limited expansion of the Blydenburgh Road Landfill (within the existing site); to ensure the continued ability to dispose of acceptable waste products economically within the Town;
- Began the planning process for the construction of a new Animal Shelter and Adopt-A-Pet Center;
- Hosted a "Shredding Day" event in the spring to provide our residents with a safe, secure method for disposing of personal documents, with a second day planned for mid-November;
- Executed a lease for the development of solar farms on the top of two Town capped and closed landfills;

- Expanded our inbound recyclable material collection volumes by signing agreements with the Town of Southampton and the State University of New York at Stony Brook.

2017 Goals

- Improve the material processing technology at the WRAP Center in Holbrook;
- Continue to aggressively market the compost material generated at the Town's Compost Center;
- Expand the public education aspect of the Town's recycling program;
- Complete the permitting of an expansion of the Bay Bottom Leasing Program (approximately 1,500 acres) in the Bay waters off Heckscher State Park;
- Develop & implement a Trap/Neuter/Return program for feral cats;
- Proceed with a partial landfill capping project at the Blydenburg Road Landfill.
- Continue to plan, develop and implement a program to improve our adoption rate at the Animal Shelter and Adopt-A-Pet Center.
- Continue to identify opportunities and apply for grant funding from Federal, State, County and private sources.
- Continue to identify opportunities for expanding the school recycling program through the Town's Recycling Education program.

	Fund/ Division	2013 Actual	2014 Actual	2015 Actual	2016 Adopted
<u>A Fund Revenues</u>					
Microchip Revenue DEC	A.0000.02039.03.	\$ 3,825	\$ 6,500	\$ 5,020	\$ 4,000
Animal Shelter Offenses	A.0000.02041.03.	\$ 12,855	\$ 15,663	\$ 16,240	\$ 15,000
Dogs Adopted (Out) DEC	A.0000.02042.03.	\$ 9,385	\$ 8,085	\$ 5,735	\$ 7,500
Cats Adopted (Out) DEC	A.0000.02043.03.	\$ 3,926	\$ 3,640	\$ 3,220	\$ 3,500
Destructions DEC	A.0000.02044.03.	\$ 17,710	\$ 16,115	\$ 16,165	\$ 16,000
Dogs Adopted (In) DEC	A.0000.02045.03.	\$ 3,030	\$ 2,285	\$ 2,035	\$ 2,000
Transportation (Shelter) DEC	A.0000.02046.03.	\$ 2,075	\$ 1,425	\$ 1,600	\$ 1,500
Misc. Disposal DEC	A.0000.02048.03.	\$ 14,162	\$ 11,233	\$ 11,510	\$ 12,000
Rabies Fee DEC	A.0000.02049.03.	\$ 16,159	\$ 16,808	\$ 15,211	\$ 16,000
Pump Out Boat Fees DEC	A.0000.02132.03.	\$ 2,215	\$ 2,576	\$ 3,450	\$ 2,000
DEC Property Rental DEC	A.0000.02410.03.	\$ 126,897	\$ 129,126	\$ 134,732	\$ 130,000
Bay Bottom Leases DEC	A.0000.02419.03.	\$ 13,875	\$ 25,050	\$ 25,805	\$ 27,000
Landscaper Reg Fee DEC	A.0000.02634.03.	\$ 8,380	\$ 7,900	\$ 8,040	\$ 7,500
Shellfish Sales DEC	A.0000.02653.03.	\$ 1,808	\$ -	\$ 25,741	\$ 20,000
Reimb. From Resource Recovery	A.0000.02702.09	\$ 9,050,123	\$ 9,076,347	\$ 8,750,000	\$ 9,000,000
Host Fee-Spot Waste DEC	A.0000.02708.03.	\$ 75,000	\$ -	\$ -	\$ -
Misc. Income DEC	A.0000.02770.03.	\$ -	\$ -	\$ -	\$ -
CVAP Grant DEC	A.0000.03305.03.	\$ 18,831	\$ 5,000	\$ 5,000	\$ -
Fed. Contrib-Fish & Wildlife	A.0000.04011.03.	\$ 47,474	\$ 55,716	\$ 52,148	\$ 40,000
Total Revenues		\$ 9,427,730	\$ 9,383,468	\$ 9,081,652	\$ 9,304,000
<u>A Fund Expenses</u>					
Administration	A 8160	\$ 384,000	\$ 432,850	\$ 441,950	\$ 467,750
Animal Shelter	A 3510	\$ 951,400	\$ 867,200	\$ 904,012	\$ 967,450
Bay Bottom Leasing Program	A 7231	\$ 113,517	\$ -	\$ 5,901	\$ 23,000
Hauppauge Waste Disposal	A 8162	\$ 873,075	\$ 875,350	\$ 809,103	\$ 950,550
Sonia Road Landfill	A 8169	\$ 59,000	\$ 66,000	\$ 38,085	\$ 81,100
Mac Arthur Composting	A 8170	\$ 1,456,800	\$ 1,528,100	\$ 1,397,383	\$ 1,578,500
Sayville WRAP	A 8172	\$ 1,430,450	\$ 1,508,200	\$ 2,010,217	\$ 1,570,150
Clean Water Vessel (moved to parks in 2016)	A 8200	<i>Note 1</i>	\$ 19,361	\$ 21,200	\$ 30,700
Total Expenses		\$ 5,268,242	\$ 5,297,061	\$ 5,627,851	\$ 5,669,200

(Does not include employee benefit costs)

Note 1 Funded as part of prior Shellfish Hatchery

	Fund/ Division	2013 Actual	2014 Actual	2015 Actual	2016 Adopted
<u>SR Fund Revenues</u>					
Solid Waste Serv. Fee-RE Taxes	SR.0000.01001.06.	\$ 39,047,348	\$ 39,347,340	\$ 38,044,945	\$ 38,044,608
Approp Fund Balance General	SR.0000.01002.09.	\$ -	\$ -	\$ -	
Fed. Clean Air Act Fee-RE Taxes	SR.0000.01003.06.	\$ 3,670,850	\$ 3,590,950	\$ 3,231,700	\$ 3,292,230
Appropriated Reserves-General	SR.0000.01004.09.	\$ -	\$ -	\$ -	\$ 650,000
Misc. Revenue-General	SR.0000.01724.09.	\$ 8,510	\$ 5,273	\$ 4,036	\$ -
Interest Earnings-DEC	SR.0000.02401.03.	\$ 91,494	\$ 61,363	\$ 45,034	\$ 49,000
Health Ins.-Employee Contrib DEC	SR.0000.02682.09.	\$ 2,749	\$ 2,982	\$ 4,247	\$ 4,000
Refund-Prior Year-General	SR.0000.02701.09.	\$ -	\$ -	\$ 4,068	\$ -
Gifts & Donations DEC	SR.0000.02705.03.	\$ 2,300	\$ 3,114	\$ 1,450	\$ -
Misc. Income-General	SR.0000.02770.09.	\$ 500,000	\$ 500,000	\$ 500,000	\$ -
STOP Program-NYS-General	SR.0000.03001.09.	\$ 112,544	\$ 49,838	\$ -	\$ -
Waste Reduction/Recycling Prog.-General	SR.0000.03002.09.	\$ -	\$ -	\$ 548,323	\$ -
Reimb. From FEMA-Fed-General	SR.0000.04510.09.	\$ 467	\$ -	\$ -	\$ -
Total Revenues		\$ 43,436,263	\$ 43,560,860	\$ 42,383,803	\$ 42,039,838

SR Fund Expenses

SR District	SR 8160	\$ 42,550,444	42,816,028	41,176,265	41,375,041
SR Employee Benefits	SR9010	\$ 395,421	434,251	504,150	566,800
MTA Tax	SR1980	\$ 2,587	2,761	2,298	2,900
SR Interfund Transfer	SR9510	\$ 61,779	63,058	133,494	95,097
Total Expenses		\$ 43,010,232	\$ 43,316,097	\$ 41,816,207	\$ 42,039,838

Authorized Full Time Positions	Fund/ Division	2013 Actual	2014 Actual	2015 Actual	2016 Actual
Administration	A 8160	5	6	6	6
Animal Shelter	A 3510	17	17	17	18
Bay Bottom Leasing Program	A 7231	0	0	0	0
Hauppauge Waste Disposal	A 8162	10	10	10	9
Sonia Road Landfill	A 8169	0	0	0	0
Mac Arthur Composting	A 8170	14	15	15	16
Sayville WRAP	A 8172	25	26	26	27
Clean Water Vessel	A 8200	0	0	0	0
SR District	SR 8160	13	13	13	13
Department Total		84	87	87	89



LABOR RELATIONS & PERSONNEL

Arthur Abbate, Director

Departmental Mission

The Town of Islip's Labor Relations and Personnel Department is responsible for all recruitment and hiring, negotiating labor contracts, management of the payroll process for all Town employees, (which can range from 950 to 1,500 employees depending upon the season), and the administration of a comprehensive Employee Benefits Program including medical and dental insurance, voluntary insurance as well as processing requests for Family Medical Leave (FMLA).

In addition to regular hiring, the summer hiring of 500-600 seasonal employees each year and on-boarding of all new employees, the Labor Relations and Personnel Department handles the tracking and approval of requisitions for all new employees, canvassing Civil Service lists, scheduling interviews, and documentation management. It is also responsible for assuring compliance with Civil Service regulations, making certain all candidates meet qualifications, submit appropriate documentation to Civil Service and prepare 211 waivers as required.

Managing the labor relations process is another responsibility of this department and involves regular communication with union representatives (UPSEU and Teamsters Local 237), the negotiation of five labor contracts, management of the grievance process and administration of the employee disciplinary process including progressive discipline, Section 75 hearings and Section 76 appeals.

The management of employee safety programs is another priority of the Labor Relations and Personnel Department and involves random drug and alcohol screenings in compliance with DOT regulations, worksite safety inspections, driver safety training as well as the management of the Town's AED program. This department also ensures employees receive proper CPR and AED training and workforce violence training.

In addition, this office addresses concerns and complaints from employees, handles claims for Worker's Compensation including the oversight of the Third Party Administrator (TPA), oversight of the appeal process, represents the town at hearings, and manages the daily sign-in process and weekly training program for injured employees. It also processes claims for retirement benefits, conducts exit interviews, processes medical benefits and the payment of Medicare reimbursements, and handles the invoicing of retirees' spouses for medical payments. In addition, this office handles the management of the employee uniform program, the contractually required safety shoe program, the rental/purchasing of employee uniforms as well as addressing unemployment matters by responding to filings and representing the town at hearings.

Legal Authority

The Town of Islip's Labor Relations and Personnel Department derives authority from Section 47C-5(D) (1) of the Town of Islip Code.

2016 Achievements

- Continued the installation of new Springbrook Payroll and Human Resources system to replace existing payroll system to be operational by the end of 2016. Production to begin January 2017.
- Hired 555 summer employees in support of our summer programs in Parks, Recreation and Cultural Affairs.
- Managed and audited the payroll process for up to 1,406 employees at the peak and 853 employees at the low point during the year.
- Successfully concluded contract negotiations with the International Association of Fire Fighters regarding the contract for the Airport Fire Rescue Personnel.
- Brought the labor contract negotiations with UPSEU to a successful conclusion.

2017 Goals:

- Successful completion of the installation of the Springbrook Payroll system which will be run in parallel to our existing system until we are assured that it is running accurately. At that point we will run the payroll exclusively through the new system
- Successful completion of 2017 summer hire program.
- Select a new Safety Officer Trainee as an addition to our Town Safety Program.





MAC ARTHUR AIRPORT

Shelley LaRose Arken , Commissioner



Departmental Mission

The Town of Islip's Department of Aviation has six (6) departments reporting to the Commissioner of Aviation and Transportation. These departments are Administration, Construction, Fire Rescue, Law Enforcement, Custodial, and Maintenance and are led by highly qualified and dedicated leaders who are responsible for providing the traveling public with a safe, secure, and clean environment while providing to superior customer service. The Airport is working to achieve operational efficiency and balance its fiscal responsibilities.

Legal Authority

The Town of Islip's Long Island MacArthur Airport derives authority from Section/Chapter 3A of the Town of Islip Code.

Operational Requirements and Challenges

The operational and financial responsibilities of the Airport staff encompass 1300+ acres of land, four runways, the Main Terminal Building and oversight of 35 tenant facilities located on Long Island MacArthur Airport property. The Airport is maintained to FAA Part 139 standards for operational condition, snow removal, wildlife and is a Fire Rescue Index B Airport. The Airport's Emergency Plan is in compliance with the Transportation Security Administration (TSA), which has oversight of ISP. FAA has implemented a new American with Disabilities Act (ADA) audit procedure resulting in changes to the facility to accommodate those with disabilities and meet the federal requirements. Much of the airport infrastructure is aging and is need of more significant repair or replacement. Due to the loss of available funding after 2008 fewer routine and preventative maintenance steps could be taken to ensure the useful life of the buildings. Additionally, equipment replacement was essentially eliminated.

The Airport has 114,000 aircraft landings and takeoffs annually. It is home to 250 based aircraft used for recreational or business purposes. In 1999 Southwest Airlines identified the Airport as primary location to transport passengers to its primary hub. Airlines like American, Elite and prospective carriers seek to provide additional sustainable service from ISP.

Financial Opportunities

The Airport creates 6,000 direct and indirect jobs. According to a 2010 economic study, the Airport generates a \$577M positive impact to the local economy. The Airport is a regular recipient of grants issued through the FAA's Airport Capital Improvement Fund (ACIP) and receives Passenger Facility Charges (PFC) to sustain its capital improvement program. Occasionally, State Grants, Empire State Development Grant (ESD), IDA Grants, and Department of Homeland Security (DHS) Grants may become available. All grant requests are project specific and are not guaranteed sources of income for the Airport.

Financial Status 2016

Approximately 80% of the Airport's revenue is generated from Vehicle Parking, Landing Fees, Airport Property Leases, and Terminal Rentals and Concessions. Airport parking continues to be the single largest revenue generator producing \$3.3M annually. Other large income sources include Airport Leases \$2.9M, Airport Terminal Rentals and Concessions \$2,780,000, Landing Fees \$2.7M, and Fuel Flow Fees \$1M. The Airport continues to recruit non-traditional sources of income through movie shoots, special events and leasing vacant properties. In 2016 more than \$200,000 will be generated from these sources. The Airport sold several properties in 2016 generating enough revenue to sustain its costs.

In 2016, the single largest expenditure was Labor and Benefits. This accounted for 93% of the Airport's \$15M operating budget.

Revenue Categories - Summary of Increases and Decreases

Air Carrier – Revenue

As the economy improves, the Airport is seeing an increase in general inquiries for property and new construction in both the aviation and aviation support sector. As part of the Air Service Development Plan, established legacy airlines will add larger aircraft making more seats available for current routes and seek additional routes that will improve operating revenue. The Airport will partner with the existing airlines to expand their existing operations. The Airport will hire an air service firm to provide analytical data to identify new domestic and international markets as well as air carriers that match that market segment and compliment Long Island traveler's needs. This program will be supported by an advertising and marketing effort that will be specifically directed to the goals of the program.

New Development – Revenue

A new hotel (SheltAir Aviation), two new 30,000 sq. ft. corporate hangars (Hawthorne and Mid Island Proposal) and a new Fixed Based Operator (FBO) facility (BVV proposal) are slated to complete the permitting process in 2017. Revenues from the sources are estimated at \$500,000.

Airport Tenant – Revenue

Current tenants Public Safety Hazmat \$1500 and Suffolk County PD \$235,000 will be contacted to pay fair market value rental rates. Access Rights will also be pursued to generate revenue for maintenance, utilities, insurance and snow and fire rescue services from Through the Fence operators.

Rates and Charges – Revenue

Jet Fuel Flow Fees will be increased to market rates from .088 to .09 per gallon. 100LL rates will remain the same to continue to promote Light General Aviation. All Terminal and Non Terminal Rental Rates will increase by CPI.

Land Sales and Surplus Property – Revenue

The Airport has changed its policy with respect to land sales to a long-term leasing initiative to ensure a continuous revenue flow. Before this occurred, Department of Environmental Conservation initiated discussions with the Airport for a parcel known as D2 located near Veterans Highway. The parcel will be sold to DEC for \$1M+. Additionally a prospective buyer will purchase D2 for \$1M+. In 2017, the proceeds from the two land sales will be used to design the Airport's new Customs Facility, a Capital Program.

Expense Categories – Summary of Increases and Decreases:

Labor – Expenses

The Airport will seek to streamline staffing and reduce overall personnel (Labor and Benefits) by 4%. Three (3) part time positions, four (4) Administrative Positions, one (1) custodial worker, one (1) Sr. Security Guard will be eliminated until the Airport can generate income to support the additional positions. Managers are tasked with streamlining and implementing operational efficiencies for work and snow removal. Reductions in the areas of Overtime for Sick and Vacation will be paramount.

Expenses Other than Labor and Benefits:

In 2016 \$2.5M was budgeted in general expenses. These expenses were reduced to \$2.0M a 20% reduction in costs.

The most significant **decreases** occurred in Security Supplies 32% due to adequate inventory, Diesel Fuel 32% due to adequate inventory, Advertising 46% due to the more targeted marketing effort and establishment of a new tiered incentive marketing partnership for new entrants, Safety Training 45% due to adequate supplies, Sayville Ambulance 78% due to renegotiated contracts by the previous administration.

The most significant expenditure **increases** occurred in the following categories: Equipment 37% for a battery-powered sweeper, Radios 80% to meet the new 800Mhz County emergency communications requirements and implement an annual replacement program, Vehicle Repair 90% for repairs to Fire Rescue 1 1993 (F606) & Rescue 2 2000 (F609) and to complete heavy truck repairs to comply with FAA standards and Airport index. Fire Rescue Supplies 67% due to SCBA Scott Air Pack Replacement.

Bayport

Bayport Airport is the last public grass airfield on Long Island. In 2008 it was listed on the national register of historic places. It has one 3,200 ft. grass runway and is comprised of approximately 50 acres. There are 60 based aircraft at the facility and all are used for recreational purposes. Bayport Aerodrome Society is the largest, and in 2015 the Airport was declassified as a Part 139 Airport for financial reasons.

Bayport generates \$55,000 in revenue annually and is self-sustaining. The tenants maintain the improvements and repairs to buildings and facilities on the Airport. Only the Airport staff maintains the airfield runway, irrigation and electrical system.

Revenues are not expected to increase and expenses will be decreased by 2% to \$10,000 from 2016.



DEPARTMENT of PARKS, RECREATION & CULTURAL AFFAIRS

Thomas Owens, Commissioner



Departmental Mission

The Town of Islip Department of Parks, Recreation and Cultural Affairs' mission statement "is to empower, build, and sustain culturally vibrant communities in the Islip's by connecting them to the people, places, and points of pride that define them."

Legal Authority

The Town of Islip Department of Parks derives authority from Section Chapters 36-1 to 37-67 of the Town of Islip Code of Town Law, the Suffolk County Tax Act and the New York State Real Property Tax Law.

Operating Environment

The Department of Parks, Recreation and Cultural Affairs is responsible for providing a diverse set of services for the residents of Islip. These services come via a wide variety of programs, classes, concerts and similar publicly accessible entertainment options. The Department maintains, cares for and staffs over 106 Town parks; ranging from small memorials to regional park facilities such as Hidden Pond Park and the Bay Shore Marina.

These facilities include marinas, launch ramps, community pocket parks, regional destination parks, recreation centers, senior centers, comprehensive ball field complexes, ocean beaches, bay beaches, pools, rifle range, nature center and similar recreational facilities.

The 140 full-time Departmental personnel are broken into 13 divisions: Administration, Sports and Aquatics, Cultural Affairs, Special Events, Gull Haven Golf Course, Brentwood Country Club, Holbrook Country Club, Ground Maintenance, Parks Maintenance, Marinas and Docks Maintenance, Recreation and Recreation Centers, Senior Citizen Staff and Drivers, and Senior Citizen Centers. These divisions develop and oversee programs, care for the parks, and bring high quality services to our Islip residents. Constant collaboration between the divisions ensures the best use of Town resources.

An additional 600 part-time, seasonal or summer personnel manage the following: Pool Operations, Beaches, Aquatic Programs, Atlantique Marina, Rifle Range, Summer Youth Program, Residential Repair, and Clean Water Vessel. Finally, the Department is responsible for administering personnel for a special taxing district providing lifeguard coverage to ocean beaches on Fire Island.

In total, the Department is responsible for the oversight of 28 budgeted divisions, and in excess of 400 separate budget lines.

Workload Indicators

On a yearly basis, the Department is responsible for handling the following track-able:

- Process all marina permits, including boat mooring, Launch Ramp, and Atlantique permits.
- Permit athletic fields at over 30 facilities to 34 youth groups, 4 school groups, and 9 adult leagues.
- Administer contracts for 6 concessionaire agreements at various Town facilities
- Identify and secure vendors for the Islip Apple Festival, Merry on Main Street, and many other Town festivals.
- Coordinate and contract with a variety of third-party organizations to provide programming and events ranging from carnivals to yoga to youth sports camps
- Operate Summer Camp, Pre-School and After School Programming.
- Schedule and contract for over 40 trips and shows.
- Provide snow removal support on Town-owned roadways to DPW during snow events and other storm related events.
- Administer over \$400,000 in grant funding for a variety of senior programming and services.
- Operate two 18-hole golf courses and one 9-hole golf course.
- Provide mobile pump-out services for watercraft in Islip waters.

2016 Achievements

The Department's 2016 significant achievements include the following:

- Maintained 85+% boat slip rentals.
- Permitted over 225 ball field time slots.
- 401 Gym rental at 93% capacity for the year.
- Continued systematic replacement of playgrounds throughout the Town.
- Renewed Carnival Series held on Town grounds, generating additional revenue to fund a summer concert series.
- Continued exploring and entering agreements for Private-Public partnerships ranging from single classes and camps to operation of Town athletic facilities.
- Expanded the revamped marketing and advertisement plan for Town golf courses.
- Continued to evaluate and deploy blue collar staff in a more efficient manner throughout the Town.
- Implemented pilot online reservation system for Atlantique Marina.
- Assisted in implementing a parking program at Bay Shore Marina.
- Worked with planning to secure necessary permits for marina and bulkhead maintenance projects.
- Continued with the systematic Town-wide fence replacement program.
- Scheduled 9 athletic camps over 35 sessions, 5 types of summer camps over 61 sessions, 6 Cultural Affairs camps over 9 sessions, and introduced 4 new sessions of alternative summer camp programming.
- Made over 500 household visits through our grant funded EISEP program providing basic household services to our senior community.
- Served over 65,000 meals through the Town's grant-funded Senior Center and Homebound Meals.
- Service over 250 senior households through our grant funded Residential Repair program.
- Successfully revamped our administration procedures and reorganized our entire department (ground up).

2017 Goals

The Department's 2017 goals include the following:

- Upgrade Recreation Department software to include online program registration.
- Revamp ball field scheduling procedures to better offer time slots to all Islip groups.
- Continue to expand camp programs to incorporate new opportunities for our residents
- Work with IT to finalize development and deployment of internal complaint and work order database system.
- Expand advertising of Town programs, events, trips, etc.
- Standardize Departmental forms and procedures to further entrench efficiency and logic.
- Continue with replacement plan for outdated and failing equipment.
- Develop long-term equipment replacement plan for all affected divisions.
- Evaluate and increase rentals at 401 Auditorium.

- Increase the number of rounds played at our three golf courses while maintaining high aesthetic standards.
- Increase the number of outings at our golf courses.
- Expand senior programming at Senior Centers to further engage our senior population.
- Review and update Town code to reflect needs of the changing community and times.
- Develop overall plan to redesign marina slips to reduce number of vacancies.
- Increase current 86% rental rate for all Marina slips.
- Standardize park signage to create an “Islip Park” effect.
- Continue to responsibly expand our grant-funded programs including congregate and homebound meals, residential repair, and EISEP.
- Continue to refine and improve data collection and analysis.
- Market picnic opportunities to increase number of picnic grounds rentals.
- Identify and pursue grant opportunities for enhancement and improvement of existing Town parks facilities.
- Create more accountability in our work force.
- Always strive to do more with less.





DEPARTMENT of PLANNING & DEVELOPMENT

Ronald Meyer, Commissioner



Departmental Mission

The Town of Islip Department of Planning and Development is responsible for enhancing the quality of life for its residents and creating an environment that allows businesses to grow through comprehensive planning that balances social, economic and environmental goals. In order to accomplish its mission, the Department focuses on the following:

- Comprehensive Plan and Long-Range Planning
- Environmental Assessments and Impact Review
- Capital Improvement Programming
- Grant Programming and Implementation
- Geographic Information Systems (Computer mapping)
- Surveying and Mapping
- Flood Plain Management
- Building Permit Review and Inspections
- Engineering Site Plan Review and Inspections

- Contract Administration
- Permit Reviews for:
 - Subdivisions and Road Openings
 - Special Permits (Planning Board)
 - Site Plan Review
 - Change of Zone (Town Board)
 - Wetlands and Watercourses
 - Land Clearing
- Zoning Board of Appeals Administration
- Economic Development

Legal Authority

The Town of Islip Department of Planning and Development derives authority from Section Article 18 of New York State Executive Law; Article 16 of New York State Town Law, Sections 272, 273, 274-a, 274-b, 276, 278, 279, 280, 280-a and 281; Title 19 New York Codes, Rules and Regulations, Parts 1201-1210, 1219-1228, 1240, 1260, 1261 and 1264 of Town Law, the Suffolk County Tax Act and the New York State Real Property Tax Law.

Operating Environment

The Department of Planning and Development consists of five divisions – Planning, Building, Engineering and Contracts, Economic Development and Zoning Board of Appeals.

The Division of Planning administers the permit processing which requires approval from the Planning Board, Zoning Board of Appeals, and/or Town Board. Long term, this Division maintains the Town Comprehensive Plan, periodically updating demographics and development trends. Planning studies, such as the current Local Waterfront Revitalization Study, provide information to the Town Board that allows this Division to update or amend the Comprehensive Plan. This Division also manages and updates the Town Geographic Information (GIS) System, used by departments throughout the Town.

The Division of Building administers the processing of applications which require review for compliance with the State Building and Fire Codes. They also check applications for compliance with our Town Zoning Ordinance and Subdivision and Land Development Regulations, and refers applications to the Planning Division or Zoning Board of Appeals where necessary. Division staff manages the permit intake, plan review and approval, permit issuance, inspection scheduling, final recording and close-out of the permit by issuance of a Certificate of Occupancy or Compliance, certifying that the Town asserts to the State that the permitted structure adheres to the State Code.

The Division of Engineering and Contracts administers the processing of site plan applications, assuring that site plans conform to our Town Zoning Regulations and Subdivision and Land Development Regulations, as well as State and County regulations. In addition, this Division manages contracts for Grant and Capital Improvement Projects,

demolition and board-up/clean-up resolutions, and other land and waterfront construction projects.

Economic Development and the Zoning Board of Appeals are also under the umbrella of this Department, but these two Divisions operate independently under the supervision of their managers.

Workload Indicators

The workload of the Department of Planning and Development can be measured by the number of applications received for Land Development and Construction projects. A backlog in plans being reviewed by staff, or a backlog or delay in being able to schedule an inspection is an indicator of an increase in construction, and in turn a need for additional staffing to lessen the delay in processing applications.

2016 Achievements

During this period, the Department of Planning and Development:

- Completed a Local Waterfront Revitalization Plan for the hamlets of Sayville, West Sayville and Bayport.
- Coordinated with U.S. Army Corps Engineers on the Fire Island Inlet to Montauk Point Dune Restoration Project.
- Coordinated with Suffolk County regarding the force sewer main anticipated to service the Ronkonkoma Hub project.
- Completed several grant projects including creation of the Village Green in Central Islip, and streetscapes and lighting improvements throughout Town of Islip.
- Coordinated the Safe Routes to Schools program to be administered in the hamlet of Brentwood.
- Coordinated board-up/clean-up work and demolitions of blighted residences throughout the Town.
- Supervised the NY Rising Community Redevelopment Emergency Generator project for several public facilities which could be used as temporary shelters.
- Reorganized the Grants and Capital Improvement Projects program to equitably distribute future grants through the Town's Hamlets.
- Created electronic application forms for the Planning Division to facilitate the permitting process for both applicants and staff.
- Established pre-application meetings with developers to streamline the application process.
- Expedited the Southside Hospital Emergency Room expansion and Oncology Center Phase 1.
- Supervised the NY Rising Community Redevelopment project for the West Islip Drainage Study for storm water management.

2017 Goals

The Departments goals for 2017 include the following:

- Continue development of the Industrial Corridor District (ICD) Study along Veterans Highway to ensure future development is properly considered.
- Conclude the Change of Zone process for Heartland Town Square.
- Create electronic application forms for the Building and Engineering Divisions which will facilitate the permitting process for both applicants and staff.
- Relocate the Engineering Division which will enable the Building Division to hire additional staff to expedite the processing of construction applications, resulting in the creation of additional tax base.
- Expand the Building Division office space to permit the hiring of additional staff and establish an improved customer service experience.
- Further refine the Town Zoning Code to facilitate residential and commercial applications.
- Continue to close-out open and expired permits in the Building Division.
- Convert older building permit files into electronic files to enable efficient access to these records.
- Pursue additional grant projects to improve communities throughout the hamlets in Islip.

Performance Measures

The Planning and Development Department analyzes the following information to measure its performance in meeting its goals:

- Monitor the number of applications being processed and fees collected.
- Analyze how long it takes for an application to be approved.
- Measure the number of inspections requested, and the timeframe for completing those inspections.
- Ensure the Divisions understand the mission and goals of the department and the Town.
- Listen to the concerns of developers, businesses and homeowners, and examine how the department reacts to those concerns.



DEPARTMENT of PUBLIC SAFETY ENFORCEMENT



Departmental Mission

To uphold a safe environment for residents, business owners, visitors and Town of Islip employees by serving to safeguard life and property, impartially enforcing Town Code, and rendering our services with professionalism and integrity to maintain public confidence.

Legal Authority

Chapter 40B of the Code of the Town of Islip, entitled “Department of Public Safety Enforcement”, was adopted by the Islip Town Board on April 14, 2009 upon approval of local law number 3-2009. The Department was further developed by the creation of the Division of Fire Prevention (formerly a bureau of the Division of Code Enforcement). The Division of Fire Prevention was created upon the adoption of Chapter 19 of the Code of the Town of Islip, entitled “Fire Prevention”, which was passed by the Islip Town Board on April 23, 2013 (upon the approval of the Islip Town Board on April 23, 2013) upon the approval of local law number 8-201.

Operating Environment

The Department of Public Safety Enforcement consolidates the functions of the individual divisions and bureaus under leadership of a Commissioner and a Deputy Commissioner, who establish objectives and policies as well as allocate resources.

The Department is comprised of the following Bureaus and Divisions:

- Division of Fire Prevention
- Hazardous Materials Response Team
- Division of Public Safety
 - Park Rangers
 - Taxi /Tow Licensing and Safety Inspector
 - Vehicle Recovery Specialist
 - Communications Unit – Dispatch
- Division of Harbor and Marine Safety
- Office of Emergency Management
- Parking Violations Bureau
 - Parking Enforcement

The Division of Fire Prevention is responsible for the enforcement of the New York State Uniform Fire Prevention and Building Code, the Code of the Town of Islip and other New York State laws and regulations related to commercial properties. The Division conducts routine fire safety and complaint-based inspections of commercial structures in addition to multiple-dwelling structures and reviews all applications for Hazardous Materials Storage and Use Permits, Public Assembly Permits and Multiple-Dwelling Permits.

The Division of Fire Prevention also assists the Suffolk County Police Department and local Fire Departments with investigations.

Site plans for all new commercial construction within the Town of Islip are reviewed by this Division to ensure fire department access and adequate water supply. The Division also assesses all new construction plans for compliance with the New York State Uniform Fire Prevention and Building Code, in addition to reviewing fire protection and fire protection plans and the issuance of permits.

The Bureau of Fire Prevention performs final building inspections to safeguard the New York State Uniform Fire Prevention and Building Code for the Department of Planning and Development's Building Division prior to the issuance of certificates of occupancy.

In the Division of Fire Prevention, the **Hazardous Materials Response Team** counters and provides assistance to hazardous materials emergencies and mitigates any incident involving hazardous materials release which threatens lives, the environment, and/or property.

The Hazardous Materials Response Team provides on-scene technical assistance at hazmat emergencies to Fire Departments, Emergency Medical Service Agencies, and Law Enforcement Agencies. This Team is a Federal Emergency Management Agency (FEMA) Type II Hazardous Materials Response Team and is equipped and available to respond and counteract large-scale incidents. The Team conducts basic and advanced hazardous materials and weapons of mass destruction training, reviews and evaluates local hazardous

materials response plans and assists with equipment calibration and maintenance. The Team works with, and trains, local responders and industry to help ensure local communities are prepared to properly respond to a hazardous materials incident and create a safer community.

The Hazardous Materials Response Team also ensures that the parties responsible for incidents are charged for the cost of mitigation, and that the Town of Islip is reimbursed for all allowable expenses.

The Division of Public Safety is comprised of Park Rangers, Communication Dispatchers, Taxi and Tow Licensing and Safety Inspector, and a Vehicle Recovery Specialist. Town of Islip Park Rangers are sworn New York State Peace Officers pursuant to 2.10(9) of the New York State Criminal Procedure Law.

OPERATIONS WITHIN PUBLIC SAFETY ENFORCEMENT:

Park Rangers

- Patrol Town parks and Town facilities either on foot or by vehicle to maintain order and preserve public property;
- Direct traffic and enforce park regulations and rules and codes;
- Answer calls for assistance in connection with accident or emergency situations;
- Aid in calming civil disorders;
- Assist in searching for missing persons, children, etc. in parks and beaches;
- Keep records and create reports on findings and incidents that occur on tour of duty.

Public Safety Dispatchers

- Dispatch mobile public safety units, fire marshal units, harbor patrol and marine assets, town investigators, building inspectors, DPW personnel and animal control officers;
- Operate Town 2-way radio systems and public safety radio system;
- Provide information to public agencies through use of computerized equipment;
- Monitor closed-circuit security cameras and town-wide alarm systems;
- Receive and dispatch constituent complaints 24 hour/7 days a week/365 days a year.

Taxi and Tow Licensing and Safety Inspector

- Inspects licensed tow trucks and taxicabs and determines their compliance with equipment requirements mandated by Town Code;
- Handles complaints concerning unlicensed taxis and drivers.

Vehicle Recovery Specialist

- Determines ownership of abandoned vehicles through Vehicle Identification Number, locates confidential Vehicle Identification Number, if necessary, and contacts registry to ascertain owner;

- Notifies law enforcement agencies if abandoned vehicles have been used in illegal activities;
- Issues appearance tickets to owners and notifies them of any charges due;
- Determines vehicle removal procedure and directs tow operators in such removals;
- Maintains records of vehicle recoveries.

The Division of Harbor and Marine Safety patrols federal, state, and local land and waterways within the boundaries of the Town of Islip. Harbor Masters in this Division are sworn New York State Peace Officers pursuant to 2.10(9) of the New York State Criminal Procedure Law. The Division is responsible for marine law enforcement of approximately 60 square miles of waterways in the Great South Bay, Town owned marinas and docks along the Great South Bay and ancillary rivers and creeks. Additionally, the Division of Harbor Marine and Safety is contained within Long Island MacArthur Airport's 14CFR 139 Emergency Response Plan inasmuch as the Islip area is below flight paths for JFK, LaGuardia and Long Island MacArthur Airports.

Harbor Master

- Assigns docking and mooring spaces;
- Maintains navigable channels to ensure safe and orderly flow of boating traffic;
- Enforcement of Islip Town Code and NYS marine ordinances;
- Studies and makes recommendations for improvement of harbor areas and facilities;
- Maintains orderly and safe boating conditions and enforces local marine ordinances.

The Office of Emergency Management coordinates the Town's response to natural and man-made hazards that influence and affect safety, lives and property within the Town of Islip. This office manages the Emergency Operations Center along with all-hazard emergency preparedness, response, recovery and mitigation.

The Office of Emergency Management helps ensure essential functions are performed by various departments of the Town of Islip during an emergency incident and works with departments town-wide to identify risks and damage. The Office utilizes an all-hazards approach that is consistent with components of the National Incident Management System (NIMS) and the United States National Response Framework (NRF) -- part of the national strategy for Homeland Security that presents guiding principles enabling all levels of domestic response partners to prepare for and provide a unified response to disasters and emergencies. The Office of Emergency Management engages with Suffolk County, New York State, and the Federal government on emergency-related plans and additionally works with these governments filing claims, executing project worksheets, and requesting and submitting grant applications to recover costs associated with recovery, loss, and mitigation of Town property and facilities.

The Parking Violations Bureau processes parking and traffic summonses for violations of Town of Islip Traffic Code and for violations of the New York State Vehicle & Traffic Law,

issued by Town of Islip personnel. The Bureau schedules parking violation hearings and schedules and assists in the conduct of proceeding before Hearing Officers.

2016 Achievements

The Division of Fire Prevention achievements of the past twelve months include:

- Increased number of responses to vacant/unsecured complaints year-to-date to 183, representing an increase of 72 complaints from year 2015;
- Responsible for actions generating 91 board/up and clean/up resolutions in 2016 to Town Board;
- Worked in conjunction with Town Attorney's Office in developing new policy which successfully streamlines administrative work and time, re-securing and maintaining properties resulting in less delays and less manpower requirements;
- Increased and maintaining hazardous materials database, sharing information with local fire departments;
- Developed a bill back system for the Hazardous Materials Response Team, recouping 54.25% of billable incidents;
- Increased level of training for Hazmat staff;
- The Hazmat Response Team has instituted better communication, working more frequently with the NYS Department of Environmental Conservation and the US Coast Guard.
- Hazmat Response Team has improved response time and mitigation of incidents working and training in conjunction with local fire departments;
- Hazmat Team has increased training of Town of Islip employees for early recognition and prevention of hazmat incidents.

The Division of Public Safety achievements of the past twelve months include:

- Maintained 24 hour patrols of all of the Towns facilities;
- More than 3,500 hours of patrol for Islip Town Hall and other Town facilities;
- Impounded 476 vehicles/boats;
- Recovered approximately \$140,000 in revenue through auctioning of abandoned vehicles;
- Recovered approximately \$62,000 through towing and storage fees;
- Responded to 8,535 calls for service including:
 - 2002 Directed Patrol of Town facilities
 - 525 Alarms at Town buildings
 - 240 parking complaints
 - 144 medical emergencies on Town of Islip Property
 - 126 assistance requests from departments
 - 37 lockouts
 - 29 noise complaints
 - 15 disabled motorist assists

- Conducted enforcement actions as follows:
 - issued 14,901 parking summonses
 - issued 91 appearance tickets
 - issued 20 NYS VTL summons
 - Implemented Narcan program training
 - Implemented training in de-escalation techniques
 - Assisted the Parking Management Program by managing the collection and enforcement of parking meters at various town locations

The Communication Division achievements of the past twelve months include:

- Maintained a 24-hour call receiving and dispatch operation;
- Continuous monitoring of the various security cameras throughout the Town;
- Monitored multiple radio frequencies including command band, SCPD, etc.
- Coordinated with Suffolk County Fire Rescue Emergency Services in regards to response to Town facilities;
- Coordinated and monitored response of Public Safety, Harbor Patrol, Fire Marshals, Code Enforcement Officers, Town Investigators, Animal Control Officers, Department of Public Works, and Department of Environmental Conservation.

The Division of Harbor and Marine Safety achievements of the past twelve months include:

- Upgraded and improved water patrol vessels to better serve the boating community and respond to water emergencies;
- Hired experienced Harbormasters (former law enforcement personnel) thereby providing additional proficiency and expertise;
- Established an overnight presence at Atlantique Marina for safety of constituents and boaters;
- Trained as NARCAN providers, as a response to reported substance epidemic in Suffolk County;
- Increased presence at town beaches and marinas, thus decreasing theft and vandalism to resident and Town property;
- Received intensive training from NYS Department of Criminal Justice System to help determine vessel operators under the influence, thereby facilitating a safer environment for the Town of Islip residents.

The Office of Emergency Management achievements of the past twelve months include:

- Completion of a FEMA-approved Multi-Jurisdictional Debris Management Plan working with municipalities and county governments;
- Activating and maintaining Emergency Operations Center for three weather emergencies with one State of Emergency (2B) declaration;

- Initiated, coordinated and conducted a Hurricane Table Top Exercise in June of 2016 to include state, county, and local officials, and emergency services and law enforcement partners as well as the National Weather Service, area hospitals, utilities, ferry companies, and other non-governmental organizations;
- Contributing and partaking in development of a Debris Management Mutual Aid Agreement among 10 municipalities in Suffolk County;
- Concluded and closed out 17 Superstorm Sandy Public Assistance Program Projects with FEMA and New York State;
- Generated additional \$2,646,017 in federal costs share reimbursement relating to Superstorm Sandy projects;
- Generated additional \$1,950,611 in state costs share reimbursement relating to Superstorm Sandy projects;
- Partnering with Suffolk County and nine other municipalities in County on a Comprehensive Emergency Management Plan;
- Participated in New York State and Suffolk County training presented for emergency management personnel;

The Parking Violations Bureau achievements of the past twelve months include:

- Moved office from 28 Nassau Avenue into 40 Nassau Avenue, a larger workspace creating a more conducive work area for employees and public conducting business with the Bureau;
- Performing additional duties related to the public and Parking Management Program without increasing staff;
- Hired additional seasonal Parking Enforcement Officers;
- Additional processing and documenting receipting of meter collections without increasing office staff;
- Number of Violations Processed – 17,896

2017 Goals

The Division of Fire Prevention goals for 2017 include:

- The Division of Fire Prevention seeks to fill necessary open positions;
- Through further training of existing personnel and additional hire, plans on increasing the Division's ability to conduct inspections of properties required by the mandates of New York State law;
- Apply for Homeland Security funding for training to help ensure proficiency;
- Increase percentage of hazmat incident dollar recovery;
- Replace aging hazmat equipment such as gas meters, dragger tubes, chemical strips, Ph paper, etc.

The Division of Public Safety goals for 2017 include:

- Full implementation of the IMPACT VCAD system whereupon Public Safety may generate reports from within radio car;
- Continue to expand training opportunities for division personnel;
- Continue to assist Parking Management Program to ensure operability and enforcement.

The Communication Unit goals for 2017 include:

- Implementation of the IMPACT-VCAD (Vehicle Computer Aided Dispatch) system to effectively manage Town resources;
- Full implementation of a 24/7 central complaint system for more effective and timely responses to all Town Code complaints;
- Increase public safety dispatch personnel to adequately handle additional call volume;

The Division of Harbor and Marine Safety goals for 2017 include:

- Maintain a year-round operation to continue work necessary to prepare members, vessels, and equipment for start of 2017 boating season;
- Promote boater safety and awareness by offering Islip residents boater certification courses, which would include Personal Water Craft Certifications for those 21 years of age and under that are required to obtain safety certificates to operate a vessel;
- Increase joint operations and communication with the New York State Department of Environmental Conservation (NYS DEC) for detection and protection of wildlife;
- Control boat ramp access and identify trailers using the boat ramps through new identification marker;
- Obtain patrol vessel through a NYS Parks and Recreation Grant Program;
- Obtain two personal watercrafts and trailer through a NYS Parks and Recreation Grant Program.

The Office of Emergency Management goals for 2017 include:

- Continue to work with state and federal partners to seek remaining eligible reimbursements related to DR-4085 Superstorm Sandy;
- Continue to coordinate Town's response to all hazards – natural and man-made – that influence and affect safety, lives and property within the Town;
- Expand training opportunities for TOI Department and Division personnel with respect to Incident Command system and all-hazard approaches consistent with National Incident Management System;
- Fulfill Town's commitment to Suffolk County on County's Comprehensive Emergency Management Plan;
- Maintain readiness for response and recovery from both natural and man-made incidents and disasters;

- Develop and facilitate table top exercises for various emergency services personnel located within Town of Islip;
- Explore federal and state grant monies available to help develop a more advanced and up-to-date Emergency Operations Center;
- Improve communications with outside groups and organizations in assisting our efforts;
- Promote preparedness and situational awareness principles to Town residents;
- Ensure unified team building and expand participation of incident management team members.

The Parking Violations Bureau goals for 2017 include:

- Reinstitution of full time parking enforcement hearings—both in the morning and in the evening—for convenience to citizens;
- Continue to assist public with hearings;
- Work toward completion of on-line payment option via credit and/or debit card transactions.



DEPARTMENT of PUBLIC WORKS

Thomas Owens, Commissioner



TRAFFIC SAFETY DIVISION

Departmental Mission

The Traffic Safety Division and Street Lighting Division are operated out of the same physical office and often coordinate activities as required. The mission of these divisions is to promote safe transportation and mobility services for the Town of Islip residents. The Traffic Safety Division is responsible for the installation and maintenance of the Town's traffic control devices, which includes traffic signals, regulatory, warning and guide signs, street name signs and pavement markings. The Street Lighting Division is charged with the safe and efficient operation and maintenance of the Town's streetlights, both on Town, State and County roads. Effective administration of these divisions supports the Town's strategic goal of investing in the Town's assets and enhancing the long-term quality of life within the Town. The maintenance of our street lights and signals are contracted out to private vendors that this division oversees. The fabrication, installation and maintenance of all traffic signs are managed by the Traffic Safety Division.

Legal Authority:

The Town of Islip Department of Parks derives authority from Chapters 41 of the Town of Islip Code of Town Law, the Suffolk County Tax Act and the New York State Real Property Tax Law.

Operating Environment

Traffic Safety: The Traffic Safety Division currently responds to issues raised by town residents regarding traffic and traffic safety. Resolutions of these issues require traffic studies, field investigations and design. Traffic studies are performed to improve vehicle and pedestrian safety. Typically the studies include a review of accident data, collection of vehicle speed, volume and classification data and a field investigation of existing signs and pavement markings. The purpose of the traffic study is to improve safety. This is accomplished by making improvements to traffic signals, installing regulatory and warning signs, pavement markings and implementing various traffic calming techniques.

Street Lighting Division: The Street Lighting Division maintains approximately 28,000 streetlights within the Town of Islip. These include streetlights on Town, County and New York State roadways. This division is also responsible for the maintenance of lighting in all municipal parking areas. The division is also responsible for the review and approval of sub-division lighting standards.

Workload Indicators

The workload of the divisions includes, but is not limited to:

Traffic Safety

- Installing new traffic control signals at various locations.
- Maintain approximately 350 traffic control devices including traffic signals, flashing signals, school speed zone flashing beacons, driver feedback signs and fire preemption signals.
- Conduct traffic studies to address traffic calming, turning movements and volume studies.
- Apply for grant funds from the Federal, State and County levels of government.
- Review Town wide traffic signs and pavement markings for compliance with the Federal MUTCD and for traffic safety.
- Participation in the administration of the Town's Managed Parking Program.

Street Lighting Division

- Maintain and repair defective streetlights, including underground wiring, throughout the Town of Islip in an efficient and timely manner by a contractual vendor.
 - Have upgraded the Town of Islip streetlights to more energy efficient induction fixtures.
 - Identify and install new streetlights as necessary to maintain security, vehicle and pedestrian safety.
 - Perform night surveys and inspections.

2016 Achievements

The workload of the divisions includes, but is not limited to:

Traffic Safety

- Installing new traffic control signals at various locations.
- Maintain approximately 350 traffic control devices including traffic signals, flashing signals, school speed zone flashing beacons, driver feedback signs and fire preemption signals.
- Conduct traffic studies to address traffic calming, turning movements and volume studies.
- Apply for grant funds from the Federal, State and County levels of government.
- Review Town wide traffic signs and pavement markings for compliance with the Federal MUTCD and for traffic safety.
- Participation in the administration of the Town's Managed Parking Program.

Street Lighting Division

- Maintain and repair defective streetlights, including underground wiring, throughout the Town of Islip in an efficient and timely manner by a contractual vendor.
- Have upgraded the Town of Islip streetlights to more energy efficient induction fixtures.
- Identify and install new streetlights as necessary to maintain security, vehicle and pedestrian safety.
- Perform night surveys and inspections.

2017 Goals

The Department's 2017 goals include the following:

Traffic Safety Division:

- Continuation and expansion of Managed Parking Program as it relates to DPW (striping, ground work signage, etc.)
- Advance awarded TEP Grant project for Bay Shore Bayway (Bay Shore Railroad Station to Maple Avenue Dock).
- Continue required annual pavement marking program to provide safety on Town of Islip roadways for motorists and pedestrians.
- Update and replace aging and obsolete Traffic Sign Shop inventory including vehicles and sign fabrication.

Performance Measures

The performance measures that will be used to measure progress towards departmental goals are as follows:

- Monitor and track the number of repairs to infrastructure:

Description	2014	2015	2016 to date
-------------	------	------	--------------

Traffic Signals repairs	775	528	371
Street lights	1600	1665	912
Street name sign repairs	530	338	169

HIGHWAY DIVISION

Departmental Mission

The Highway Department is responsible for the maintenance and repair of approximately 1,200 miles of streets, roads, and right-of-ways in the Town of Islip. It is also responsible for the maintenance of all existing drainage systems, which include recharge basins, overflow pools, catch basins and miles of drainage pipe. These responsibilities are a 24-hour, seven-day-a-week obligation.

The mission of the Highway Department is to provide the residents of the Town of Islip and the motoring public with safe and well-maintained streets and roads. It is through sound and prudent financial administration that the Highway Department has been able to deliver these services at a time when fiscal resources have proven limited.

Legal Authority

The operation of the Highway Department is mandated by New York State Highway Law, Section 140, as enacted by the Senate and the Assembly of the State of New York.

Operating Environment

There are a variety of influences at work on roads and drainage systems throughout their service life. There is the normal wear and tear associated with usage. Environmental factors such as snow, ice, rain and dramatic fluctuations in temperature take a toll on existing systems. The climate on Long Island is a prime example of a freeze-thaw cycle. This cycle is particularly damaging to roads, in that, the freezing and thawing of moisture has proven to weaken sub grades and bring about a more rapid deterioration of pavement. The environmental factors, coupled with an aging system of roads, have created a scenario where the effective administration of resources is essential in order to maintain the present level of services. The nature of the work performed by the Highway Department is labor intensive. In order to effectively implement the existing pavement management, tree management and drainage management systems it is necessary to maintain existing staffing levels. In addition to planned improvements, a major responsibility of this office is to respond to resident requests and requests from other Town offices and departments.

The Highway Department provides the following town-wide services:

Safety of Residents & Public: Examples of steps the Highway Department takes for safety purposes include:

- Installation of guide rails in accident-prone road locations

- Road Signs – larger and more reflective keeping them visible and improving sight distance at intersections
- Road striping improvements and maintenance
- Traffic calming
- Regular scheduled street sweeping to keep our roads both safe and environmentally friendly

Paving Management: The Highway Department's pavement management system tracks road conditions and history. With respect to road conditions, the maintenance programs are greatly affected by economic conditions. Escalating labor and material costs and funding determine the effectiveness of the maintenance program. The operational priorities are as follows:

- Safe conditions on pavement surfaces of streets and roads.
- Protection of the physical condition of streets and roads to provide optimum service life.
- Planned roadway rehabilitation based upon professional needs assessment.
- Aggressive pavement overlay program to protect our infrastructure.
- Alleviate and maintain drainage culverts and systems.

Tree Management: The Highway Department is responsible for the maintenance, removal and trimming of all trees in the Town's right of way. The work performed is done both by Town personnel and our private contractor. The work involves tree removal, stump grinding and restoration. We are in the process of removing approximately 1,000 dead or dying trees from the Town's right of ways, which continues to increase.

Sign Shop: This office is responsible for signage and pavement markings. Our Traffic Safety Division is presently updating all road signs to meet Federal and State regulations. Additionally, the sign shop has provided assistance to other Town departments when requested, especially during but not limited to our snow removal operations.

Drainage Management: This office is proud of the work that has been done to respond to resident complaints in resolving drainage problems. The work presently undertaken by the Drainage division involves the installation of precast overflow pools in areas where drainage problems have occurred in the past. Such subsurface leaching pools control storm water runoff in a given area and are designed to control a two-inch rainstorm. Drainage improvements on existing roadways continue to be a Highway office priority. We have an aggressive approach with regard to drainage that is done by both in-house crews and our Drainage Contractor.

There are over 350 Town-maintained recharge basins and over 170,000 catch basins that require cleaning and maintenance. The street-sweeping program is a very significant part of this program, in that removing sand and debris from the roadway before it enters the drainage system saves both time and money. We are especially challenged in the Town of Islip because of many of our low-lying waterfront communities.

Street Sweeping: The Highway Department has developed a sweeping maintenance program that encompasses over 1,200 miles of roadways. This service enhances the aesthetic appearance of the roads and protects the effectiveness of the existing drainage system. Removing sand and debris from the roadway is an essential component of roadway maintenance. The greater volume of material on the roadways coupled with increasing age of the Town's road sweeping equipment has proven to make sweeping more difficult and time-consuming than previous years. We have a scheduled sweeping program in the Town of Islip, which gets posted on our website to inform our residents. This is a very successful and important program.

Fleet Services: This division repairs and maintains all town-owned vehicles including heavy vehicles which are essential to our Highway Division. We have three repair facilities which are strategically placed throughout the township: one in Central Islip, one in Bay Shore and one in Sayville. We continually look forward, from a fleet perspective, to update our equipment so we can best serve our residents and always have the latest technology available to our employees for a safer and more efficient operation. This is especially important during snow storms and/or hurricanes, etc.

Workload Indicators

Resident Requests: The Highway Department will receive over approximately 20,000 calls annually. Many of these calls will involve resident requests for paving, street sweeping, snow and ice control, tree and tree limb removals, asphalt berms, aprons, and permits for curb cuts, block parties, banners, parades, street signs & striping and Adopt-A-Highway. Resident requests for potholes, sweeping, tree removal, flooding and snow-related issues would represent a majority of the calls.

Many of the functions performed by the Highway Department are contingent on the weather. The demands placed upon the resources of this office are directly related to the number, intensity, and severity of seasonal storms. In addition, roads and streets are dynamic structures greatly influenced by the workloads imposed on them by the size, weight and volume of traffic, which in recent years has been increasing, along with people's expectations.

Through effective operational management there were approximately 1,200 miles of roads swept, over 350 recharge basins cleaned, over 170,000 catch basins maintained.

2016 Achievements

The Highway Department is extremely proud of its ability to deliver quality services to the many residents of the Town of Islip.

- Emergency situations caused by the weather were responded to immediately.
- The Highway Department also assists the Department of Public Safety, Fire Prevention and local Fire Departments in securing unsafe structures, both in the removal of such structures and securing the properties.
- The Highway Department continues to repair and maintain all town-owned vehicles and fleet.

2017 Goals

The 2017 goals for the Highway department include the following:

- Increase the overall quality of Town roads
- Maintain or increase the number of lane miles resurfaced
- Expand our in-house tree crew
- Expand our fleet
- Take advantage of new technology to do our job more efficiently

Performance Measures

The performance measures that will be used to measure progress towards departmental goals are as follows:

	2015	2016 to date
Drains Cleaned	450	500
Miles Swept 2x per year	3,600	3,000

BUILDING & TOWN INFRASTRUCTURE

Departmental Mission

This Division is a multi-functional department whose mission is to provide maintenance services and Capital Improvements for 58 Town-owned facilities and properties. This Division is also responsible for the maintenance and repair of town-owned buildings, which includes Town Hall.

Operating Environment

Our **Building** Division is responsible for the routine maintenance, building repairs, custodial services and Capital Projects for all Town owned facilities and properties.

2016 Achievements

The Department of General Services continues to meet the challenges of an ever-changing work environment. All divisions strive diligently to conserve resources, streamline workflow procedures, and improve constituent-employee relations.

2017 Goals

The Department's 2017 goals include the following:

- To solve many of the outstanding drainage issues in the Town of Islip.
- To develop a long term Paving Plan to protect our infrastructure in the Town of Islip.
- To update our facilities to create a more productive and safe environment for our employees, including and not limited to energy saving measures.



THE RECEIVER of TAXES

Alexis Weik, Receiver of Taxes

Departmental Mission

The Office of Receiver of Taxes is responsible for safely keeping the tax and assessment roll and warrant issued by Suffolk County Legislature until the warrant expires and is delivered to the Suffolk County Comptroller. Taxes are collected by the Town based on the warrant issued for the current tax year. The Receiver of Taxes also performs other duties imposed by law.

Legal Authority

The Receiver of Taxes derives authority from Section 37 of Town Law, the Suffolk County Tax Act and the New York State Real Property Tax Law.

Operating Environment

The Office of Receiver of Taxes is primarily responsible for processing tax payments by residents, banks and businesses within the Town of Islip. The department faces many challenges on a day-to-day basis and operates with minimal staff to process and accurately record tax payments. The Tax Office experiences direct contact with the public throughout the course of the tax collection process, causing an increase in the volume of phone calls, written correspondence that must be answered, in-person concerns and issues that must be resolved in accordance with the law.

Workload Indicators

The Town of Islip Tax Warrant for 2015-2016 totaled \$1,092,635,515.05 of which \$916,695,375.27 was money paid directly to the Town for town and local district purposes. \$752,897,796.77 was collected for the school districts. Approximately 44,936 tax bills were printed and mailed directly to residents, commercial property owners, and mortgage companies that do not deal with our automated payment system. Another 54,992 information copies of tax bills were sent to property owners with mortgage escrow accounts, third party information copies, snowbird copies, and multi owner copies.

The Tax Office deals with more than 150 lending institutions from across the country and overseas. The Tax Office had a collection rate of approximately 97% in 2015-2016, with the uncollected amount returned to the Suffolk County Comptroller for collection.

The Tax Office collects for twelve school districts, eleven library districts, twenty-eight fire districts, two refuse district, six water districts, and seven county sewer districts. In addition, the office collects for five ambulance districts, one Business Improvement District, County Tax, County Police Tax, County MTA Tax, Out-of-County Community College Tax and all Town of Islip general and special district taxes.

The Tax Office collects pro-rata taxes for exemptions removed when a property is transferred. For 2015-2016, 620 exemptions were removed, adding back \$1,530,186.08 in taxes. Two hundred and four properties carried a Cleanup Rubbish charge in the amount of \$186,016.28 as reimbursement to the Town for unsafe properties cleaned up by the town and billed to the property owner. The office also collects county sewer re-levy charges totaling \$1,342,090.97 for the year 2015-2016.

New York State law requires the Tax Office to notify property owners if taxes from a prior year remain unpaid. For 2015-2016, 6,042 parcels carried the "Arrears" notification. One property had their STAR Exemption removed adding back \$4,646.00 in taxes. Approximately 40% of all tax payments are paid by mail. On average 800 tax payments are received each day in December, January and May, with the number increasing to over 1,100 pieces a day during the last week of collection each half. Almost \$40,000,000.00 million dollars in credit card or e-check payments were made in 2015-2016. Legally required notices of unpaid taxes are issued at various times during the collection cycle. Approximately 70% of tax payments are manually processed. Over five hundred people a day walk in and pay their taxes in person in December, January and May. The last week of collection in January and May shows an increase to over 1,000 walk-in payers a day. In 2015-2016, 279 checks were returned unpaid (bounced), representing \$2,103,428.27 in cancelled payments. Refunds of overpayment of taxes due to taxpayer error as well as adjustments due to Small Claim Reviews and Tax Certiorari actions in 2015-2016 totaled \$1,077,767.71. Two hundred eighty-one duplicate payments were intercepted before the checks were deposited, returning checks totaling \$1,079,354.72 to individuals or banks attempting to pay taxes already paid.

2016 Achievements

The most important achievement of the Tax Office is to cut costs while adding services. Every year we try to find better ways to provide more accurate information, faster payment methods, faster response time to payments, mailings, inquiries etc. This year we are proud to say that with the addition of two more cashiering stations, we minimized the payment line to the point where it was almost non-existent. This provided faster service for in-office payments and more opportunity for customer service. One of our biggest obstacles is the cost of mailings. From the cost of postage to the expense of printed envelopes and the memo that often accompanies them, we have always tried to develop new ways to cut those necessary costs. We have added a place to provide your daytime phone number for the purpose of contacting a taxpayer when there is a problem with their payment. This is faster and less expensive than corresponding via mail. We have developed a system which tracks returned mail due to address changes etc. We have tracked over fifteen hundred returned mail and flagged them so mailings are not resent to them until we can update an address. More than three hundred and fifty of those parcels were corrected during our tax collection. We have created a tracking system and we send reminders to people who have received a refund from our office to make sure that anyone entitled to a refund has received that payment. Information is key to understanding tax collection, we have devised an e-alert system and we constantly update our webpage with due dates, forms, phone numbers,

explanations and other important information. We have an outstanding online collection which has afforded our office the ability to provide a faster turn-around time here in the office. So visiting the office now just takes a few minutes. Quicker payment processing due to updated systems provide access to payment verification for more customer satisfaction.

2017 Goals

The Receiver of Taxes will always strive to continue to improve every aspect of the office. We are guided by New York State Real Property Tax Laws and the Suffolk County Tax Act so much of what we do is governed by laws. However, we can always provide better, more efficient services and make sure that we are keeping up with technology. Friendly service and helpful information are vital and a main priority for this office. Reducing waste and keeping the costs of the office the lowest they can be while finding new ways to provide services and maintaining legal requirements are a daily mission.



TOWN CLERK

Olga H. Murray, Town Clerk

Departmental Mission

The Town Clerk's Office is frequently considered the center of town government. It is the office that is responsible for recording all vital records, the activities of town government, as well as storing the documents that are important to the lives of townspeople.

Every town is required by law to have a Town Clerk. The office is usually elective. In Islip, the Town Clerk is elected to a four-year term beginning on January 1 in even-numbered years.

Legal Authority

The Town Clerk's Office derives authority from Section 50-B of Town Law, the Suffolk County Tax Act and the New York State Real Property Tax Law.

Operating Environment

Town Board Meetings and Administration

The Town Clerk must attend meetings of the Town Board and keep a complete and accurate record of the proceedings, which is the official record of Town government's activities. The resulting volumes are retained permanently for historic and legal purposes. Publication of legal notices pertaining to Town matters is a core function for the Town Clerk. The Town's Official Notice Board for all legal notices is maintained by the Town Clerk.

Records Management Officer

State law designates the Town Clerk as Records Management Officer who is responsible for active files, storage and administration of inactive records and maintenance of archival material. The Records Management Officer is regulated by the New York State Commissioner of Education.

Registrar of Vital Statistics

All marriage licenses issued in the Town of Islip are administered and maintained by the Registrar. So too are records of births and death occurring in the Town, except those which take place in incorporated villages. These documents are not accessible to the public and all employees execute a confidentiality agreement to not disclose any information from these records. The documents are highly secured, and great scrutiny is used when an applicant seeks a birth,

Death or Marriage Record

This office also provides information for genealogical research. Islip's Registrar's Office is the second most productive on Long Island.

Filing Officer

The Town Clerk maintains records of adopted Town Ordinances and Local Laws, Town Oaths of Office, resignations, petitions, proof of publications, annual budgets, assessment rolls, fiscal reports, notices of lien, subpoenas and court actions, zoning ordinances and maps. Freedom of Information (FOIL) requests are filed in this office.

Licensing Agent

The Town Clerk is the licensing agent for the Town, and as such, issues licenses and permits according to New York State law and Town laws and ordinances. The Town Clerk issues the following:

- Bell Jar
- Bingo License
- Block Party
- Clamming License (personal & senior)
- Clothing Bin Permit
- Commercial Boat Hauler License
- Commercial Shellfish License
- DEC (fishing & hunting) License
- Dog License
- Games of Chance
- Garage Sale Permits
- Garbage License
- Going Out of Business
- Horticulture
- Junkyard License
- Marriage License
- Mobile Peddler License
- Pawn Shop
- Road Dedication
- Transfer Station
- Seasonal Parking Permits
- Solicitor License
- Stationary Peddler License
- Taxi Business License
- Taxi Driver License
- Tow Truck License

In addition to issuing marriage licenses, the Town Clerk and appointed Marriage Officiants perform civil wedding ceremonies, by appointment, every week.

Special Events Coordinator

The Town Clerk's Office processes Special Event applications for presentation to the Town Board. Islip Town enjoys many events – parades, races, festivals, etc. The applications and Incident Action Plans are vetted by Town agencies, the Suffolk County Police Department and First Responders. Once coordinated by the Town Clerk's Office, an application is brought to the Town Board for consideration.

Passport Acceptance Facility

The U.S. Department of State designates the Islip Town Clerk's Office as a U.S. Passport Acceptance Facility. This enables Islip's Town Clerk's Office to accept applications from first-time applicants, people with passports expired more than five years and children 16 years and younger. All necessary paperwork is sent to the U.S. Department of State which, in turn, delivers the passport to the designated mailing address. Passport photos can also be taken at our office.

Miscellaneous Duties and Services

- Notify municipal agencies regarding appointment of Public Officers, vacancies in Town offices, composition of Assessment Board of Review, Resignation of Town Officers and election information.
- Coordinate with State of New York Racing and Wagering Board.
- Swear in Public Officers.





YOUTH BUREAU

HollyAnn Riker, Executive Director

Departmental Mission

It is the mission of the Islip Youth Bureau along with the Islip Youth Board, to deliver quality youth development/delinquency prevention services to youth under the age of 21, in an efficient and cost effective manner through the responsible allocation of resources, and the fiscal/programmatic planning, monitoring and capacity building of our network of nonprofit youth service agencies. Innovative, research based programming is provided, such as: supervised after-school, summer day & evening enrichment programs, positive alternatives, work readiness and life skills training, individual & family counseling, mentoring, tutoring as well as drug, gang & bullying prevention. Through promotion of positive youth development and reduction of negative behavior, youth are better prepared for responsible citizenship and empowered to realize their personal potential.

Legal Authority

Article 19A, 19G & 19H of New York State Executive Law; Local Law 7-1974, Chapter 47C; §47C-4 & §47C-5. NYS OCFS Regulations deem necessary a Youth Bureau structure in order to accept State Aid funding.

Operating Environment

The Youth Bureau Department was established in 1975 and is based on the NY State Youth Bureau System. This system was designed as and is still the national model for the most effective delivery of Youth Development Programs.

The Islip Youth Bureau is responsible for administering, managing, evaluating, monitoring, coordinating and providing for the programs, projects, plans and activities of our network of youth agencies which promote and advance the moral, physical, mental and social well-being of youth under the age of 21 in the Town of Islip.

The Youth Bureau continuously researches youth development trends as well as assesses the needs of the Youth within the Township to support and develop relevant programs and services. Youth Bureau Staff maintain membership presence on professional, school and community-based committees, councils and coalitions within the Town, County, and State.

Grants are continually sought and researched in an effort to gain additional funding to carry out the Youth Bureau's mission of promoting positive youth development.

Workload Indicators

Healthy youth development is the deliberate process of providing all youth with the support, relationships, experiences, resources, and opportunities needed to become successful and competent adults. Through promotion of positive youth development, we improve public health. In 2015, the unduplicated number of youth who were provided services was 8,392 and 302,816 Service Units were provided. Subsequently, the amount of adults served in connection with a youth was 12,795; 24,524 Service Units.

Youth Bureau Administration: The Youth Bureau currently has three full-time professional and administrative employees and one part time employee. The Youth Bureau is responsible for: developing policies and programs to promote positive youth development, oversight of departmental and agency budget funds, monitoring and evaluating the delivery of youth services, oversight and technical assistance for contract agencies, assessing the needs of the youth within the Town of Islip, cultivating relationships and providing community support through committee and coalition work, educating youth and families and advocating for youth services.

Youth Programs: The Youth Bureau created a network of agencies to provide the following services to the Town of Islip: After School Programs, Drop-in Lounges/Open Gyms, Leadership Skills, Community/Parent Education, Volunteer Programs, Employment/Vocational Skills, Tutoring/Homework Help, Mentoring, Positive Alternatives, Counseling, Prevention Education and Programming, Summer Day & Evening Programs, and Runaway & Independent Living Services. The Youth Bureau also provides a therapeutic modern dance program for developmentally challenged youth.

Youth agency program funding comes from the State and County governments and from private sources, while in-kind benefits such as program space, van and facility use & technical assistance is provided by the Town.

2016 Achievements

The Youth Bureau's significant achievements include the following:

- 8,392 youth served and 302,816 Service Units provided (2015).
- Administered OPWDD Modern Dance Grant.
- Received OMH Counseling License to grow the existing counseling program.
- Implementation of Positive Alternatives initiative program.
- Executed efficiency management/ reorganization plan for agencies to compensate for budget cuts from prior years.
- Youth Needs Assessment Survey completed & results interpreted and distributed to participating School Districts.
- Assisted to provide additional summer 2015 programming where needed.
- Active membership with the Association of New York State Youth Bureaus & several coalitions & community groups all working toward improving the lives of Youth.

- Active utilization of Facebook page as a means of information dissemination for youth and families within the Town of Islip.
- Implementation of programs/campaigns/initiatives: Toys for Tots, Prom Dress Boutique, Suffolk County Sheriff's Test Don't Guess program, Teens for Jeans, Prom Dress Boutique, School Supply Drive, Brady Buggy initiative, Suffolk County Department of Labor Youth Work application pick up spot, Food for Hope Thanksgiving Basket Program, Don't Text & Drive, Student Lifeline, and ongoing prevention advocacy.
- Information on the creation and launch of Youth Resource Guide can be found at the following website: www.islipyouthresourceguide.wordpress.com.
- Exploration of additional sources of revenue to increase overall budget.

2017 Goals

The Department's 2017 goals include the following:

To continue to provide quality, youth development/delinquency prevention and runaway/homeless programs to youth under 21 residing in the Town of Islip through the administration, monitoring and evaluation of our youth service agencies

- To increase the number of youth served
- To further develop and grow Counseling program
- To increase youth programming; variety and geographic location
- To increase youth advocacy/initiative/campaign efforts
- To update the Town-wide youth needs assessment project on an ongoing basis & increase the participants
- To increase awareness and improve access to youth resources via growth of the Youth Resource Guide
- To secure additional youth program funding

Performance Measures

The performance measures that will be used to measure progress towards departmental goals are as follows:

- Monitor the quality of Youth Development programs utilizing Youth Programming Observations which assess the following:

• Environment/Climate	• Participation level/ Participant engagement
• Relationships	• Family/Community involvement
• Programming/Activity	• Overall program impression

- Monitor and track the overall number of Youth served via Youth Bureau programs

Description	2014	2015	2016 (estimated)
# of Youth Served (unduplicated)	9,042	8,392	9,000
# of Service Units	206,544	302,816	350,000

- Increase the number of Youth served via Counseling program

Description	2014	2015	2016 (estimated)
# of Youth Served (unduplicated)	275	492	500
# of Service Units	4,540	5,882	6,000

2017 Budget Highlights

The 2017 Operating Budget for Youth Services totals \$473,525.00; with a State Aid contribution of \$175, 611 and a County Aid contribution of \$297,914.

	Fund/ Division	2014 Actual	2015 Modified Budget	2015 Projected	2016 Preliminary Budget
<u>Expenses</u>					
Youth Program Administration	A7311	208,198	236,038	236,038	231,750
Youth Agency Programs	A7311	544,517	511,881	511,881	473,525
YES Contracts	A7311	1,028,191	813,492	813,492	750,000
OPWDD Dance Program	A7311	9,223	9,817	9,817	9,520
Total Expenses		\$ 1,790,129	\$ 1,571,228	\$ 1,571,228	\$ 1,464,795
<u>Revenues</u>					
State Aid Youth Services	A03827	195,480	175,000	175,000	175,611
County Aid Youth Services	A03827	308,749	297,914	297,914	297,914
YES Contracts (Grants)	A03840	1,134,314	813,492	813,492	750,000
OPWDD Dance Program	A03818	9,223	9,520	9,520	9,520
Total Revenues		\$ 1,647,766	\$ 1,295,926	\$ 1,295,926	\$ 1,233,045
Net Department Costs		\$ 142,363	\$ 275,302	\$ 275,302	\$ 231,750

Authorized Positions	Fund/ Division	2016			
		2015 Actual	Modified Budget	2016 Actual	2017 Budget
Youth Bureau Administration	A7311	3	3	3	3
Department Total		3	3	3	3

	2016			
	2015 Actual	Modified Budget	2016 Projected	2017 Preliminary Budget
<u>Expenses</u>				
Salary and Wages	\$ 172,015	\$ 173,050	\$ 173,050	\$ 180,150
Contractual Costs, Materials & Supplies	580,700	574,869	574,869	525,125
OPWDD Dance Program	9,223	9,817	9,817	9,520
YES Contracts	1,028,191	813,492	813,492	750,000
Total Expenses	\$ 1,790,129	\$ 1,571,228	\$ 1,571,228	\$ 1,464,795

<u>Revenues</u>				
State Aid	\$ 195,480	\$ 175,000	\$ 175,000	\$ 175,611
County Aid	308,749	297,914	297,914	297,914
YES Contracts (Grants)	\$ 1,134,314	\$ 813,492	\$ 813,492	\$ 750,000
OPWDD State Grant	9,223	9,520	9,520	9,520
Total Revenues	\$ 1,647,766	\$ 1,295,926	\$ 1,295,926	\$ 1,233,045

Net Cost	\$ 142,363	\$ 275,302	\$ 275,302	\$ 231,750
-----------------	-------------------	-------------------	-------------------	-------------------

Net Cost by Fund

General Fund	\$ 142,363	\$ 275,302	\$ 275,302	\$ 231,750
--------------	------------	------------	------------	------------

OFFICE of the SUPERVISOR



ANGIE M. CARPENTER
Supervisor

DEBT INFORMATION

Town of Islip

Debt Service

Debt Service Forecast

The annual debt service requirements to maturity for the Town's general obligation bonds are as follows:

<u>Years Ending</u>	<u>Principal</u>	<u>Interest</u>	<u>Total</u>
2017	18,845,000	3,897,678	22,742,678
2018	16,560,000	3,382,256	19,942,256
2019	15,740,000	2,879,439	18,619,439
2020	12,825,000	2,438,356	15,263,356
2021-2025	59,281,457	6,965,406	66,246,863
2026-2030	21,860,000	1,162,781	23,022,781
Totals	\$ 145,111,457	\$ 20,725,915	\$ 165,837,372

2017 Debt Service Breakdown by Fund

Fund	2017 Appropriations	2017 Budgeted Debt Service
General (A)	90,446,655	11,355,300
Town Outside Village (B)	13,510,301	1,092,100
MacArthur Airport (CT)	14,603,259	1,159,600
Highway (DB)	33,155,777	10,071,200
Bay Shore Fire Protection (SF01)	1,988,273	8,900
Street Light (SL)	3,962,413	35,000
Oconee Street Lighting (SL02)	13,593	12,762
Kismet Street (SM02)	162,822	130,167
Lexington Village Sewer (SS01)	257,000	120,000
Fair Harbor Water (SW02)	440,676	82,628
Total	\$ 158,540,769	\$ 24,067,657
Debt Service % of Appropriation		15.2%

OFFICE of the SUPERVISOR



ANGIE M. CARPENTER
Supervisor

2017
OPERATING BUDGET

Date Prepared: 11/23/2016 02:29 PM

Report Date: 11/23/2016

Account Table:

Alt. Sort Table:

TOWN OF ISLIP

Budget Preparation Publication

Fiscal Year: 2017 Period From: 1 To: 12

BUD4050 1.0

Page 1 of 305

Prepared By: JLUDWIG

Account Description	2014 Actual	2015 Actual	Original 2016 Budget	Adjusted 2016 Budget	2016 Actual	2017 COMP MTGS Stage	2017 TENT BUD Stage	2017 PREL BUD Stage	2017 FINAL BUD Stage
Fund A	GENERAL FUND								
Type R	Revenue								
Group									
A.0000.01001.06 REAL ESTATE TAXES.REAL ESTATE TAXES	34,722,458.00	37,918,619.00	37,673,038.00	37,673,038.00	37,673,038.00	32,579,153.00	32,579,153.00	32,579,153.00	32,579,153.00
A.0000.01002.09 APPRO F BAL.GENERAL	0.00	0.00	10,050,000.00	10,093,800.00	0.00	9,906,250.00	9,906,250.00	9,906,250.00	9,987,450.00
A.0000.01004.09 APPROPRIATED RESERVES.GENERAL	0.00	0.00	500,000.00	500,000.00	0.00	620,000.00	620,000.00	620,000.00	620,000.00
A.0000.01081.09 HO.AUTH.PYMT IN LIEU OF TAXES.GENERAL	98,707.17	99,430.65	100,000.00	100,000.00	109,216.65	100,000.00	100,000.00	100,000.00	100,000.00
A.0000.01090.09 INT. & PEN-R.E. TAX.GENERAL	375,265.80	371,501.40	360,000.00	360,000.00	363,553.92	360,000.00	360,000.00	360,000.00	360,000.00
A.0000.01170.09 CABLE T.V. FEES.GENERAL	4,293,357.00	4,338,702.00	4,200,000.00	4,200,000.00	2,335,052.00	4,600,000.00	4,600,000.00	4,600,000.00	4,600,000.00
A.0000.01171.09 VERIZON FRANCHISE FEES.GENERAL	1,942,470.74	2,100,150.06	1,900,000.00	1,900,000.00	1,535,697.64	2,050,000.00	2,050,000.00	2,050,000.00	2,050,000.00
A.0000.01230.09 COPIES/FOILS.GENERAL	442.64	397.00	400.00	400.00	4,949.25	400.00	400.00	400.00	400.00
A.0000.01231.02 LIMA HAZMAT REIMBMNT.MACARTHUR	3,108.80	0.00	0.00	0.00	0.00	0.00	0.00	0.00	0.00
A.0000.01231.10 HAZMAT REIMBURSEMENT.PUBLIC SAFETY ENFORCEMENT	0.00	0.00	10,000.00	10,000.00	0.00	10,000.00	10,000.00	10,000.00	10,000.00
A.0000.01232.09 BAD CK FEES - REC OF TAXES.GENERAL	4,420.00	4,960.00	3,750.00	3,750.00	5,360.00	4,000.00	4,000.00	4,000.00	4,000.00
A.0000.01233.01 BAD CHECK FEES - RECREATION.RECREATION	330.00	151.00	250.00	250.00	220.50	200.00	200.00	200.00	200.00
A.0000.01235.09 BUS SHELTER ADVERTISING.GENERAL	28,834.30	32,175.31	25,000.00	25,000.00	28,334.12	35,000.00	35,000.00	35,000.00	35,000.00
A.0000.01242.09 DUPLICATE TAX BILL FEES.GENERAL	5,507.88	5,982.23	5,000.00	5,000.00	6,942.65	6,000.00	6,000.00	6,000.00	6,000.00
A.0000.01255.11 TOWN CLK.FEES.TOWN CLERK FEES	237,371.71	246,468.93	270,000.00	270,000.00	232,637.73	280,000.00	280,000.00	280,000.00	280,000.00
A.0000.01525.10 STORAGE/TOWING/METERS.PUBLIC SAFETY ENFORCEMENT	23,975.00	20,475.01	20,000.00	20,000.00	11,225.00	20,000.00	20,000.00	20,000.00	20,000.00
A.0000.01527.10 ABANDONED VEHICLES.PUBLIC SAFETY	53,725.75	56,250.10	50,000.00	50,000.00	29,150.00	50,000.00	50,000.00	50,000.00	50,000.00

TOWN OF ISLIP

Budget Preparation Publication

Fiscal Year: 2017 Period From: 1 To: 12

Account Description	2014 Actual	2015 Actual	Original 2016 Budget	Adjusted 2016 Budget	2016 Actual	2017 COMP MTGS Stage	2017 TENT BUD Stage	2017 PREL BUD Stage	2017 FINAL BUD Stage
Fund A	GENERAL FUND								
Type R	Revenue								
Group									
A.0000.01565.10									
CODE ENFORCEMENT FEES.PUBLIC SAFETY ENFORCEMENT	1,002,651.91	1,240,907.73	1,500,000.00	1,500,000.00	466,556.76	0.00	0.00	0.00	0.00
A.0000.01565.13									
CODE ENFORCEMENT FEES.TOWN ATTORNEY	0.00	0.00	0.00	0.00	350,694.06	720,000.00	720,000.00	720,000.00	720,000.00
A.0000.01580.10									
FIRE MARSHAL FEES.PUBLIC SAFETY ENFORCEMENT	0.00	0.00	0.00	0.00	296,866.00	700,000.00	700,000.00	700,000.00	700,000.00
A.0000.01740.10									
PARKING METER FEES.PUBLIC SAFETY ENFORCEMENT	0.00	170,565.39	150,000.00	150,000.00	337,489.25	650,000.00	650,000.00	650,000.00	650,000.00
A.0000.02001.01									
PRE-K FEES.RECREATION	189,244.50	179,321.25	150,000.00	150,000.00	147,202.25	179,000.00	179,000.00	179,000.00	179,000.00
A.0000.02002.01									
OTHER REC CTR. FEES.RECREATION	12,198.54	11,143.50	8,000.00	8,000.00	13,147.03	11,000.00	11,000.00	11,000.00	11,000.00
A.0000.02003.01									
RECONCILIATIONS.RECREATION	1,584.46	1,239.16	0.00	0.00	0.00	0.00	0.00	0.00	0.00
A.0000.02006.01									
HALL RENTALS.RECREATION	150,000.50	116,806.00	130,000.00	130,000.00	102,669.00	100,000.00	100,000.00	100,000.00	100,000.00
A.0000.02011.01									
RIFLE RANGE.RECREATION	86,828.00	84,741.00	15,000.00	15,000.00	56,162.00	35,000.00	35,000.00	35,000.00	35,000.00
A.0000.02012.01									
BYRON LAKE CONCESSION.RECREATION	6,700.00	0.00	7,000.00	7,000.00	7,000.00	7,250.00	7,250.00	7,250.00	7,250.00
A.0000.02013.01									
POOL FEES.RECREATION	(4,206.00)	0.00	0.00	0.00	(412.00)	0.00	0.00	0.00	0.00
A.0000.02014.01									
ISLIP BEACH CONCESSION.RECREATION	8,000.00	8,000.00	8,000.00	8,000.00	8,000.00	8,000.00	8,000.00	8,000.00	8,000.00
A.0000.02015.01									
MOBILE CONCESSION.RECREATION	6,751.00	6,750.00	0.00	0.00	0.00	0.00	0.00	0.00	0.00
A.0000.02017.01									
SWIM DIAPERS.RECREATION	250.40	590.32	0.00	0.00	328.04	250.00	250.00	250.00	250.00
A.0000.02018.01									
BAY SHORE MARINA ACTIVITY POOL .RECREATION	137,836.14	185,598.00	129,000.00	129,000.00	201,447.03	130,000.00	130,000.00	130,000.00	130,000.00
A.0000.02019.01									
BAY SH.MAR./BENJ.BEA.CONCESS..RECREATION	27,056.63	10,233.33	66,200.00	66,200.00	61,000.00	66,200.00	66,200.00	66,200.00	66,200.00

Date Prepared: 11/23/2016 02:29 PM

Report Date: 11/23/2016

Account Table:

Alt. Sort Table:

TOWN OF ISLIP

Budget Preparation Publication

Fiscal Year: 2017 Period From: 1 To: 12

BUD4050 1.0

Page 3 of 305

Prepared By: JLUDWIG

Account Description	2014 Actual	2015 Actual	Original 2016 Budget	Adjusted 2016 Budget	2016 Actual	2017 COMP MTGS Stage	2017 TENT BUD Stage	2017 PREL BUD Stage	2017 FINAL BUD Stage
Fund A	GENERAL FUND								
Type R	Revenue								
Group									
A.0000.02020.01 ATLANTIQUE BEACH CONCESSION.RECREATION	0.00	3,300.00	6,750.00	6,750.00	11,290.30	6,750.00	6,750.00	6,750.00	6,750.00
A.0000.02024.01 EAST ISLIP BEA/MARINA CONCESS.RECREATION	12,700.00	14,500.00	14,500.00	14,500.00	14,500.00	14,500.00	14,500.00	14,500.00	14,500.00
A.0000.02025.01 ATLANTIQUE MOORING FEES.RECREATION	471,416.66	525,167.67	450,000.00	450,000.00	500,204.96	500,000.00	500,000.00	500,000.00	500,000.00
A.0000.02026.01 POOL ADMISSION - TIMBERLINE POOL.RECREATION	4,025.00	0.00	5,000.00	5,000.00	0.00	0.00	0.00	0.00	0.00
A.0000.02027.01 POOL ADMISSION - BYRON LAKE POOL.RECREATION	46,116.00	66,644.03	40,000.00	40,000.00	90,688.12	45,000.00	45,000.00	45,000.00	45,000.00
A.0000.02028.01 POOL ADMISSION - CASAMENTO POOL.RECREATION	18,435.85	19,222.00	15,000.00	15,000.00	24,335.00	15,000.00	15,000.00	15,000.00	15,000.00
A.0000.02030.01 RAMP PERMITS.RECREATION	76,047.50	76,250.00	75,000.00	75,000.00	77,265.00	70,000.00	70,000.00	70,000.00	70,000.00
A.0000.02031.01 SPECIAL EVENTS SUMMER (A7310).RECREATION	67,658.75	69,819.75	65,000.00	65,000.00	61,562.95	60,000.00	60,000.00	60,000.00	60,000.00
A.0000.02033.01 L E A P.RECREATION	241,035.03	234,145.00	185,000.00	185,000.00	195,325.00	215,000.00	215,000.00	215,000.00	215,000.00
A.0000.02034.01 SPECIAL EVENTS RECPTS (A7034).RECREATION	145,850.90	128,761.46	145,000.00	145,000.00	90,490.50	130,000.00	130,000.00	130,000.00	130,000.00
A.0000.02035.01 OTHER SPECIAL PROGRAMS(A7035).RECREATION	356,016.48	374,151.07	320,000.00	326,883.25	396,757.37	350,000.00	350,000.00	350,000.00	350,000.00
A.0000.02037.01 SSNC DONATIONS.RECREATION	3,000.00	3,000.00	0.00	0.00	3,000.00	0.00	0.00	0.00	0.00
A.0000.02038.11 COMM'L BOAT HAUL'G PERMITS.TOWN CLERK FEES	8,755.00	8,250.00	10,000.00	10,000.00	8,000.00	8,500.00	8,500.00	8,500.00	8,500.00
A.0000.02039.03 MICROCHIP REVENUE.D.E.C.	6,500.00	5,020.00	4,000.00	4,000.00	7,405.00	6,000.00	6,000.00	6,000.00	6,000.00
A.0000.02040.01 MARINA & DOCK MOORING FEES.RECREATION	1,676,022.25	1,680,028.60	1,600,000.00	1,600,000.00	1,516,117.50	1,707,500.00	1,707,500.00	1,707,500.00	1,707,500.00

Account Table:

Budget Preparation Publication

Prepared By: JLUDWIG

Alt. Sort Table:

Fiscal Year: 2017 Period From: 1 To: 12

[illegible]

Prepared By: JLUDWIG

Fiscal Year: 2017 Period From: 1 To: 12

[illegible]

Date Prepared: 11/23/2016 02:29 PM

Report Date: 11/23/2016

Account Table:

Alt. Sort Table:

TOWN OF ISLIP

Budget Preparation Publication

Fiscal Year: 2017 Period From: 1 To: 12

BUD4050 1.0

Page 6 of 305

Prepared By: JLUDWIG

Account Description	2014 Actual	2015 Actual	Original 2016 Budget	Adjusted 2016 Budget	2016 Actual	2017 COMP MTGS Stage	2017 TENT BUD Stage	2017 PREL BUD Stage	2017 FINAL BUD Stage
Fund A	GENERAL FUND								
Type R	Revenue								
Group									
A.0000.02091.01									
CULTURAL PROGRAMS.RECREATION	72,273.35	62,725.71	70,000.00	70,984.75	43,315.65	55,000.00	55,000.00	55,000.00	55,000.00
A.0000.02092.01									
BEACH ADMISSION FEES.RECREATION	149,925.02	139,360.54	35,000.00	35,000.00	33,910.00	20,000.00	20,000.00	20,000.00	20,000.00
A.0000.02093.01									
BCC GOLF LEAGUE.RECREATION	44,356.00	56,696.00	45,000.00	45,000.00	60,056.00	45,000.00	45,000.00	45,000.00	45,000.00
A.0000.02095.01									
HCC GOLF LEAGUE.RECREATION	41,021.00	47,308.00	42,000.00	42,000.00	49,242.00	42,000.00	42,000.00	42,000.00	42,000.00
A.0000.02096.01									
HCC RESERVATION FEE.RECREATION	53,247.00	56,264.38	52,500.00	52,500.00	49,320.00	53,000.00	53,000.00	53,000.00	53,000.00
A.0000.02097.01									
BCC RESERVATION FEE.RECREATION	64,032.00	78,732.00	64,000.00	64,000.00	72,664.00	65,000.00	65,000.00	65,000.00	65,000.00
A.0000.02132.01									
PUMP OUT BOAT FEES.RECREATION	0.00	0.00	0.00	0.00	3,610.02	3,000.00	3,000.00	3,000.00	3,000.00
A.0000.02132.03									
PUMP OUT BOAT FEES.D.E.C.	2,575.52	3,450.11	2,000.00	2,000.00	0.00	0.00	0.00	0.00	0.00
A.0000.02200.08									
RESIDENTIAL REPAIR FEES	1,998.00	2,260.00	2,000.00	2,000.00	2,781.14	2,000.00	2,000.00	2,000.00	2,000.00
A.0000.02215.13									
IDA CLOSING FEES.TOWN ATTORNEY	74,000.00	86,750.00	50,000.00	50,000.00	40,000.00	20,000.00	20,000.00	20,000.00	20,000.00
A.0000.02301.09									
SERVICES TO OTHER GOVT..GENERAL	1,521.60	1,138.30	0.00	0.00	1,510.00	1,000.00	1,000.00	1,000.00	1,000.00
A.0000.02305.05									
SVC. TO C D A-CODE ENFORC..PLANNING	0.00	75,000.00	0.00	0.00	75,000.00	75,000.00	75,000.00	75,000.00	75,000.00
A.0000.02306.09									
ADMIN CHARGE - IDA.GENERAL	248,674.05	277,165.15	298,713.00	298,713.00	164,356.50	364,045.00	364,045.00	364,045.00	364,045.00
A.0000.02401.09									
INTEREST EARNINGS.GENERAL	167,191.37	113,020.16	90,300.00	90,300.00	98,254.04	135,000.00	135,000.00	135,000.00	135,000.00
A.0000.02401.11									
INTEREST EARNINGS.TOWN CLERK FEES	65.06	40.19	40.00	40.00	55.90	80.00	80.00	80.00	80.00
A.0000.02402.09									
UNDISTRIBUTED INTEREST.GENERAL	1,878.95	1,524.83	6,000.00	6,000.00	1,633.54	6,500.00	6,500.00	6,500.00	6,500.00
A.0000.02410.01									
PROPERTY RENTAL.RECREATION	58,991.94	108,353.00	57,000.00	57,000.00	119,606.00	70,000.00	70,000.00	70,000.00	70,000.00
A.0000.02410.03									
DEC PROPERTY RENTAL.D.E.C.	129,125.70	134,731.68	130,000.00	130,000.00	110,696.90	135,000.00	135,000.00	135,000.00	135,000.00

Date Prepared: 11/23/2016 02:29 PM

Report Date: 11/23/2016

Account Table:

Alt. Sort Table:

TOWN OF ISLIP

Budget Preparation Publication

Fiscal Year: 2017 Period From: 1 To: 12

BUD4050 1.0

Page 7 of 305

Prepared By: JLUDWIG

Account Description	2014 Actual	2015 Actual	Original 2016 Budget	Adjusted 2016 Budget	2016 Actual	2017 COMP MTGS Stage	2017 TENT BUD Stage	2017 PREL BUD Stage	2017 FINAL BUD Stage
Fund A	GENERAL FUND								
Type R	Revenue								
Group									
A.0000.02410.09 REAL PROP. RENTAL.GENERAL	2,001.00	31,065.00	61,000.00	61,000.00	7,001.00	2,000.00	2,000.00	2,000.00	2,000.00
A.0000.02411.09 PROPERTY RENTAL-IRRA..GENERAL	20,000.00	20,000.00	20,000.00	20,000.00	0.00	20,000.00	20,000.00	20,000.00	20,000.00
A.0000.02412.09 RENTAL INCOME FTZ.GENERAL	79,605.47	150,258.30	100,000.00	100,000.00	0.00	100,000.00	100,000.00	100,000.00	100,000.00
A.0000.02414.09 IDA REC.(IN LIEU OF TXS-TWN).GENERAL	622,557.42	726,962.46	625,000.00	625,000.00	763,080.66	760,000.00	760,000.00	760,000.00	760,000.00
A.0000.02415.09 IDA REC.(IN LIEU OF TXS- CNTY).GENERAL	71,751.66	223,720.49	65,000.00	65,000.00	0.00	200,000.00	200,000.00	200,000.00	200,000.00
A.0000.02416.05 PROP RENTAL LAND MGMT.PLANNING	220,723.35	220,428.34	220,000.00	220,000.00	235,236.38	0.00	0.00	0.00	0.00
A.0000.02416.09 PROP RENTAL LAND MGMT.GENERAL	0.00	0.00	0.00	0.00	0.00	220,000.00	220,000.00	220,000.00	220,000.00
A.0000.02419.03 BAY BOTTOM LEASES-ENVIRONMENTAL CONTROL.D.E.C.	25,050.00	25,805.00	27,000.00	27,000.00	39,686.00	28,000.00	28,000.00	28,000.00	28,000.00
A.0000.02450.09 TELEPHONE/COMMISSIONS- GENERAL.GENERAL	5,385.76	5,651.13	5,000.00	5,000.00	4,266.24	4,500.00	4,500.00	4,500.00	4,500.00
A.0000.02455.09 WIRELESS COMMISSION.GENERAL	159,217.07	180,188.28	155,000.00	155,000.00	161,490.80	130,000.00	130,000.00	130,000.00	130,000.00
A.0000.02460.10 PARKING VIOLATION FEES.PUBLIC SAFETY ENFORCEMENT	0.00	10,677.70	15,000.00	15,000.00	61,480.00	35,000.00	35,000.00	35,000.00	35,000.00
A.0000.02501.09 PLUMBERS LICENSES.GENERAL	67,320.00	49,370.00	45,000.00	45,000.00	55,580.00	50,000.00	50,000.00	50,000.00	50,000.00
A.0000.02501.11 BUSINESS LICENSES.TOWN CLERK FEES	535,087.50	499,407.50	530,000.00	530,000.00	305,617.50	510,000.00	510,000.00	510,000.00	510,000.00
A.0000.02520.11 CLAM LICENSES.TOWN CLERK FEES	4,240.00	3,790.00	4,000.00	4,000.00	1,765.00	3,790.00	3,790.00	3,790.00	3,790.00
A.0000.02530.11 CHANCE GAME FEES.TOWN CLERK FEES	210.00	300.00	200.00	200.00	140.00	300.00	300.00	300.00	300.00
A.0000.02540.11 BINGO LICENSES.TOWN CLERK FEES	24,276.38	40,265.71	28,000.00	28,000.00	27,711.75	35,000.00	35,000.00	35,000.00	35,000.00
A.0000.02550.08 SR. CITIZENS AFFILIATION FEES.HUMAN SERVICES	180.00	200.00	150.00	150.00	169.00	150.00	150.00	150.00	150.00

Account Table:

Budget Preparation Publication

Prepared By: JLUDWIG

Alt. Sort Table:

Fiscal Year: 2017 Period From: 1 To: 12

[illegible]

Account Table:

Budget Preparation Publication

Prepared By: JLUDWIG

Alt. Sort Table:

Fiscal Year: 2017 Period From: 1 To: 12

[illegible]

Date Prepared: 11/23/2016 02:29 PM

Report Date: 11/23/2016

Account Table:

Alt. Sort Table:

TOWN OF ISLIP

Budget Preparation Publication

Fiscal Year: 2017 Period From: 1 To: 12

BUD4050 1.0

Page 10 of 305

Prepared By: JLUDWIG

Account Description	2014 Actual	2015 Actual	Original 2016 Budget	Adjusted 2016 Budget	2016 Actual	2017 COMP MTGS Stage	2017 TENT BUD Stage	2017 PREL BUD Stage	2017 FINAL BUD Stage
Fund A	GENERAL FUND								
Type R	Revenue								
Group									
A.0000.02773.09									
JUDGEMENTS & CLAIMS.GENERAL	1,020.45	0.00	0.00	0.00	0.00	0.00	0.00	0.00	0.00
A.0000.02801.09									
INTERFUND REVENUE.GENERAL	113,922.22	112,535.41	115,500.00	115,500.00	0.00	300,000.00	300,000.00	300,000.00	300,000.00
A.0000.02805.09									
ADM. SVC. TO SPEC. DIST..GENERAL	3,984,402.00	4,414,352.00	4,192,796.00	4,192,796.00	2,096,398.00	4,170,793.00	4,170,793.00	4,170,793.00	4,170,793.00
A.0000.02808.04									
IDA PENALTIES.I.D.A.	11,700.15	142,055.86	8,000.00	8,000.00	19,314.12	10,000.00	10,000.00	10,000.00	10,000.00
A.0000.02999.07									
GAS REIMBURSEMENT - OTHER.D.P.W.	239.69	0.00	0.00	0.00	0.00	0.00	0.00	0.00	0.00
A.0000.03005.09									
MORTGAGE TAX.GENERAL	6,645,250.66	7,030,765.24	6,900,000.00	6,900,000.00	7,021,591.74	8,100,000.00	8,100,000.00	8,100,000.00	8,100,000.00
A.0000.03008.09									
MISCELLANEOUS GRANTS.GENERAL	54,337.50	(28,675.00)	0.00	0.00	8,000.00	0.00	0.00	0.00	0.00
A.0000.03305.01									
CVAP GRANT.RECREATION	0.00	0.00	0.00	0.00	0.00	5,000.00	5,000.00	5,000.00	5,000.00
A.0000.03305.03									
CVAP GRANT.D.E.C.	5,000.00	5,000.00	5,000.00	5,000.00	0.00	0.00	0.00	0.00	0.00
A.0000.03510.09									
REIMB FROM FEMA-STATE.GENERAL	339.13	368,622.28	0.00	0.00	14,053.37	0.00	0.00	0.00	0.00
A.0000.03818.08									
THERAPEUTIC DANCE PRGRM.HUMAN SERVICES	8,804.00	9,378.00	9,520.00	9,520.00	8,062.00	9,000.00	9,000.00	9,000.00	9,000.00
A.0000.03820.08									
RESIDENTIAL REPAIR FEES	23,865.08	20,781.23	20,000.00	20,000.00	12,816.56	20,000.00	20,000.00	20,000.00	20,000.00
A.0000.03821.08									
BRIEF RESPITE.HUMAN SERVICES	0.00	0.00	0.00	0.00	0.00	75,000.00	75,000.00	75,000.00	75,000.00
A.0000.03827.08									
YOUTH SERVICES.HUMAN SERVICES	345,199.02	504,229.41	509,000.00	509,000.00	193,561.24	474,000.00	474,000.00	474,000.00	474,000.00
A.0000.03833.08									
EISEP GRANT.HUMAN SERVICES	58,092.10	52,180.59	75,000.00	75,000.00	37,364.68	50,000.00	50,000.00	50,000.00	50,000.00
A.0000.03838.08									
AAA/TRANSPORTATION.HUMAN SERVICES	0.00	2,404.80	0.00	0.00	8,016.00	4,000.00	4,000.00	4,000.00	4,000.00
A.0000.03840.08									
YES CONTRACTS.HUMAN SERVICES	919,130.99	1,134,313.71	750,000.00	1,329,736.00	980,901.21	750,000.00	750,000.00	750,000.00	750,000.00
A.0000.04011.03									
FED CONTRIB. FISH & WILDLIFE.D.E.C.	55,716.00	52,148.00	40,000.00	40,000.00	54,829.00	50,000.00	50,000.00	50,000.00	50,000.00

Date Prepared: 11/23/2016 02:29 PM

Report Date: 11/23/2016

Account Table:

Alt. Sort Table:

TOWN OF ISLIP

Budget Preparation Publication

Fiscal Year: 2017 Period From: 1 To: 12

BUD4050 1.0

Page 11 of 305

Prepared By: JLUDWIG

Account Description	2014 Actual	2015 Actual	Original 2016 Budget	Adjusted 2016 Budget	2016 Actual	2017 COMP MTGS Stage	2017 TENT BUD Stage	2017 PREL BUD Stage	2017 FINAL BUD Stage
Fund A	GENERAL FUND								
Type R	Revenue								
Group									
A.0000.04510.09									
REIMB. FROM FEMA-FED..GENERAL	66,921.38	(8,568.08)	0.00	0.00	277,837.43	0.00	0.00	0.00	0.00
A.0000.04511.08									
FEDL AID TITLE III (A7622).HUMAN SERVICES	356,439.44	412,251.98	439,000.00	439,000.00	313,067.51	439,552.00	439,552.00	439,552.00	439,552.00
A.0000.05031.09									
INTERFUND TRANSFERS.GENERAL	900,546.94	46,785.26	0.00	0.00	0.00	0.00	0.00	0.00	0.00
Total Group									
	<u>(83,602,194.70)</u>	<u>(87,275,215.18)</u>	<u>(91,247,957.00)</u>	<u>(91,922,726.50)</u>	<u>(75,026,546.67)</u>	<u>(90,446,655.00)</u>	<u>(90,446,655.00)</u>	<u>(90,446,655.00)</u>	<u>(90,527,855.00)</u>
Total Dept 0000									
.	<u>(83,602,194.70)</u>	<u>(87,275,215.18)</u>	<u>(91,247,957.00)</u>	<u>(91,922,726.50)</u>	<u>(75,026,546.67)</u>	<u>(90,446,655.00)</u>	<u>(90,446,655.00)</u>	<u>(90,446,655.00)</u>	<u>(90,527,855.00)</u>
Total Type R									
Revenue	<u>(83,602,194.70)</u>	<u>(87,275,215.18)</u>	<u>(91,247,957.00)</u>	<u>(91,922,726.50)</u>	<u>(75,026,546.67)</u>	<u>(90,446,655.00)</u>	<u>(90,446,655.00)</u>	<u>(90,446,655.00)</u>	<u>(90,527,855.00)</u>

Date Prepared: 11/23/2016 02:29 PM

Report Date: 11/23/2016

Account Table:

Alt. Sort Table:

TOWN OF ISLIP

Budget Preparation Publication

Fiscal Year: 2017 Period From: 1 To: 12

BUD4050 1.0

Page 12 of 305

Prepared By: JLU DWIG

Account Description	2014 Actual	2015 Actual	Original 2016 Budget	Adjusted 2016 Budget	2016 Actual	2017 COMP MTGS Stage	2017 TENT BUD Stage	2017 PREL BUD Stage	2017 FINAL BUD Stage
Fund A									
Type E									
Dept 1010									
Group 1									
GENERAL FUND									
Expense									
TOWN BOARD									
PERSONAL SERVICES									
A.1010.10100									
COUNCILPERSON	309,987.68	309,987.68	308,800.00	308,800.00	268,415.68	311,888.00	311,888.00	311,888.00	311,888.00
A.1010.10106									
LEGISLATIVE SECRETARY	112,429.71	118,164.74	135,000.00	135,000.00	105,173.59	121,000.00	121,000.00	121,000.00	121,000.00
A.1010.10109									
CHIEF LEGISLATIVE AIDE	42,718.72	0.00	42,500.00	42,500.00	0.00	0.00	0.00	0.00	0.00
A.1010.10110									
LEGISLATIVE AIDE	62,084.62	64,992.68	66,000.00	66,000.00	60,291.93	70,000.00	70,000.00	70,000.00	70,000.00
A.1010.11040									
ADMINISTRATIVE ASSISTANT	72,291.59	74,095.83	73,900.00	73,900.00	65,581.01	77,600.00	77,600.00	77,600.00	77,600.00
A.1010.19990									
PART TIME REGULAR	30,548.19	6,508.36	40,000.00	40,000.00	27,398.49	25,000.00	25,000.00	25,000.00	67,500.00
A.1010.19991									
PART TIME SUMMER	17,272.38	5,426.00	27,000.00	27,000.00	5,228.00	3,900.00	3,900.00	3,900.00	3,900.00
Total Group 1									
PERSONAL SERVICES	647,332.89	579,175.29	693,200.00	693,200.00	532,088.70	609,388.00	609,388.00	609,388.00	651,888.00
Group 4									
CONTRACTUAL EXPENSE									
A.1010.41000									
OFFICE SUPPLIES	828.75	81.73	2,000.00	2,000.00	195.58	2,000.00	2,000.00	2,000.00	2,000.00
A.1010.44000									
PRINTING	105.00	86.00	1,000.00	1,153.00	347.50	1,000.00	1,000.00	1,000.00	1,000.00
A.1010.46900									
MISCELLANEOUS & TRAVEL	189.00	45.00	1,000.00	1,000.00	223.00	1,000.00	1,000.00	1,000.00	1,000.00
Total Group 4									
CONTRACTUAL EXPENSE	1,122.75	212.73	4,000.00	4,153.00	766.08	4,000.00	4,000.00	4,000.00	4,000.00
Total Dept 1010									
TOWN BOARD	648,455.64	579,388.02	697,200.00	697,353.00	532,854.78	613,388.00	613,388.00	613,388.00	655,888.00

TOWN OF ISLIP

Budget Preparation Publication

Fiscal Year: 2017 Period From: 1 To: 12

Account Description	2014 Actual	2015 Actual	Original 2016 Budget	Adjusted 2016 Budget	2016 Actual	2017 COMP MTGS Stage	2017 TENT BUD Stage	2017 PREL BUD Stage	2017 FINAL BUD Stage
Fund A									
Type E									
Dept 1220									
Group 1									
GENERAL FUND									
Expense									
SUPERVISOR'S OFFICE									
PERSONAL SERVICES									
A.1220.10010									
TOWN SUPERVISOR	51,250.10	86,336.57	102,500.00	102,500.00	89,095.98	103,525.00	103,525.00	103,525.00	103,525.00
A.1220.10018									
CHIEF OF STAFF	0.00	78,161.29	89,500.00	105,991.00	91,200.53	105,000.00	105,000.00	105,000.00	105,000.00
A.1220.10020									
SECRETARY TO THE SUPERVISOR	44,169.23	43,238.54	47,500.00	49,900.00	43,306.04	50,000.00	50,000.00	50,000.00	50,000.00
A.1220.10044									
EXECUTIVE ASSISTANT TO THE SUPERVISOR	86,717.18	83,319.21	87,000.00	61,509.00	319.23	65,250.00	65,250.00	65,250.00	65,250.00
A.1220.10056									
ADA COMPLIANCE SPECIALIST	1,162.04	0.00	0.00	0.00	0.00	0.00	0.00	0.00	0.00
A.1220.10120									
CITIZENS ADVOCATE	69,575.73	70,483.72	99,000.00	105,600.00	79,534.86	92,000.00	92,000.00	92,000.00	92,000.00
A.1220.11005									
ACCOUNT CLERK-TYPIST	37,728.55	40,600.55	42,500.00	42,500.00	37,651.60	46,400.00	46,400.00	46,400.00	46,400.00
A.1220.11360									
CLERK TYPIST	5,995.84	0.00	0.00	0.00	0.00	0.00	0.00	0.00	0.00
A.1220.11940									
NEIGHBORHOOD AIDE	112,905.31	135,385.48	140,800.00	132,800.00	88,366.22	146,700.00	146,700.00	146,700.00	146,700.00
A.1220.19650									
OVERTIME	146.17	189.02	0.00	500.00	330.53	0.00	0.00	0.00	0.00
A.1220.19990									
PART TIME REGULAR	4,053.00	5,462.77	0.00	15,000.00	17,843.25	44,740.00	44,740.00	44,740.00	44,740.00
A.1220.19991									
PART TIME SUMMER	0.00	3,242.00	3,000.00	13,500.00	0.00	0.00	0.00	0.00	0.00
Total Group 1									
PERSONAL SERVICES	413,703.15	546,419.15	611,800.00	629,800.00	447,648.24	653,615.00	653,615.00	653,615.00	653,615.00
Group 4									
CONTRACTUAL EXPENSE									
A.1220.41000									
OFFICE SUPPLIES	663.14	1,140.75	2,200.00	2,200.00	1,650.64	2,000.00	2,000.00	2,000.00	2,000.00
A.1220.44040									
PRINTING & ADVERTISING	754.50	1,039.49	1,800.00	1,800.00	133.00	1,500.00	1,500.00	1,500.00	1,500.00
A.1220.46900									
MISCELLANEOUS & TRAVEL	204.74	502.96	700.00	700.00	620.34	700.00	700.00	700.00	700.00

Date Prepared: 11/23/2016 02:29 PM

Report Date: 11/23/2016

Account Table:

Alt. Sort Table:

TOWN OF ISLIP

Budget Preparation Publication

Fiscal Year: 2017 Period From: 1 To: 12

BUD4050 1.0

Page 14 of 305

Prepared By: JLU DWIG

Account Description	2014 Actual	2015 Actual	Original 2016 Budget	Adjusted 2016 Budget	2016 Actual	2017 COMP MTGS Stage	2017 TENT BUD Stage	2017 PREL BUD Stage	2017 FINAL BUD Stage
Fund A									
Type E									
Dept 1220									
Group 4									
Total Group 4									
CONTRACTUAL EXPENSE	1,622.38	2,683.20	4,700.00	4,700.00	2,403.98	4,200.00	4,200.00	4,200.00	4,200.00
Total Dept 1220									
SUPERVISOR'S OFFICE	415,325.53	549,102.35	616,500.00	634,500.00	450,052.22	657,815.00	657,815.00	657,815.00	657,815.00

TOWN OF ISLIP

Budget Preparation Publication

Fiscal Year: 2017 Period From: 1 To: 12

Account Description	2014 Actual	2015 Actual	Original 2016 Budget	Adjusted 2016 Budget	2016 Actual	2017 COMP MTGS Stage	2017 TENT BUD Stage	2017 PREL BUD Stage	2017 FINAL BUD Stage
Fund A									
Type E									
Dept 1221									
Group 1									
GENERAL FUND									
Expense									
RECORDS ADMINISTRATION									
PERSONAL SERVICES									
A.1221.11920									
MICROGRAPHICS OPERATOR	9,965.04	0.00	0.00	0.00	0.00	0.00	0.00	0.00	0.00
A.1221.11922									
RECORDS MANAGEMENT ASSISTANT	14,481.25	27,557.56	28,900.00	28,900.00	25,489.16	31,490.00	31,490.00	31,490.00	31,490.00
A.1221.19650									
OVERTIME	0.00	0.00	100.00	100.00	0.00	0.00	0.00	0.00	0.00
A.1221.19990									
PART TIME REGULAR	5,838.00	0.00	0.00	0.00	0.00	0.00	0.00	0.00	0.00
A.1221.19991									
PART TIME SUMMER	4,278.00	0.00	0.00	0.00	0.00	0.00	0.00	0.00	0.00
Total Group 1									
PERSONAL SERVICES	34,562.29	27,557.56	29,000.00	29,000.00	25,489.16	31,490.00	31,490.00	31,490.00	31,490.00
Group 2									
EQUIPMENT & CAPITAL OUTLAY									
A.1221.22100									
FURNITURE & FIXTURES	0.00	0.00	0.00	0.00	0.00	7,068.00	7,068.00	7,068.00	7,068.00
Total Group 2									
EQUIPMENT & CAPITAL OUTLAY	0.00	0.00	0.00	0.00	0.00	7,068.00	7,068.00	7,068.00	7,068.00
Group 4									
CONTRACTUAL EXPENSE									
A.1221.41000									
OFFICE SUPPLIES	1,053.30	1,579.15	1,500.00	1,500.00	1,469.64	1,800.00	1,800.00	1,800.00	1,800.00
A.1221.45350									
EDUCATION & SEMINARS	0.00	0.00	250.00	250.00	0.00	250.00	250.00	250.00	250.00
A.1221.46900									
MISCELLANEOUS & TRAVEL	471.00	84.00	0.00	0.00	0.00	0.00	0.00	0.00	0.00
Total Group 4									
CONTRACTUAL EXPENSE	1,524.30	1,663.15	1,750.00	1,750.00	1,469.64	2,050.00	2,050.00	2,050.00	2,050.00
Total Dept 1221									
RECORDS ADMINISTRATION	36,086.59	29,220.71	30,750.00	30,750.00	26,958.80	40,608.00	40,608.00	40,608.00	40,608.00

Account Description	2014 Actual	2015 Actual	Original 2016 Budget	Adjusted 2016 Budget	2016 Actual	2017 COMP MTGS Stage	2017 TENT BUD Stage	2017 PREL BUD Stage	2017 FINAL BUD Stage
Fund A	GENERAL FUND								
Type E	Expense								
Dept 1221	RECORDS ADMINISTRATION								

Date Prepared: 11/23/2016 02:29 PM

Report Date: 11/23/2016

Account Table:

Alt. Sort Table:

TOWN OF ISLIP

Budget Preparation Publication

BUD4050 1.0

Page 17 of 305

Prepared By: JLUDWIG

Fiscal Year: 2017 Period From: 1 To: 12

Account Description	2014 Actual	2015 Actual	Original 2016 Budget	Adjusted 2016 Budget	2016 Actual	2017 COMP MTGS Stage	2017 TENT BUD Stage	2017 PREL BUD Stage	2017 FINAL BUD Stage
Fund A									
Type E									
Dept 1223									
Group 1									
GENERAL FUND									
Expense									
PUBLIC INFORMATION OFFICE									
PERSONAL SERVICES									
A.1223.10030									
SECRETARY TO DEPUTY SUPERVISOR	36,075.67	0.00	18,000.00	0.00	0.00	0.00	0.00	0.00	0.00
A.1223.10115									
PUBLIC INFORMATION OFFICER	21,104.36	20,044.93	29,500.00	76,800.00	65,968.62	80,000.00	80,000.00	80,000.00	80,000.00
A.1223.11744									
GRAPHIC ARTS AIDE	68,779.62	74,095.89	73,900.00	51,030.55	51,030.55	0.00	0.00	0.00	0.00
A.1223.11940									
NEIGHBORHOOD AIDE	84,176.48	90,591.08	94,900.00	61,300.00	55,585.58	114,600.00	114,600.00	114,600.00	114,600.00
A.1223.19650									
OVERTIME	456.47	0.00	0.00	0.00	0.00	0.00	0.00	0.00	0.00
A.1223.19990									
PART TIME REGULAR	10,572.00	7,305.00	10,000.00	10,000.00	9,712.50	20,800.00	20,800.00	20,800.00	20,800.00
A.1223.19991									
PART TIME SUMMER	4,642.50	4,200.00	7,000.00	7,000.00	4,542.00	0.00	0.00	0.00	0.00
Total Group 1									
PERSONAL SERVICES	225,807.10	196,236.90	233,300.00	206,130.55	186,839.25	215,400.00	215,400.00	215,400.00	215,400.00
Group 2									
EQUIPMENT & CAPITAL OUTLAY									
A.1223.22200									
OFFICE EQUIPMENT	0.00	0.00	2,000.00	2,000.00	0.00	0.00	0.00	0.00	0.00
A.1223.22500									
OTHER EQUIPMENT	0.00	3,100.00	1,500.00	1,500.00	0.00	2,000.00	2,000.00	2,000.00	2,000.00
Total Group 2									
EQUIPMENT & CAPITAL OUTLAY	0.00	3,100.00	3,500.00	3,500.00	0.00	2,000.00	2,000.00	2,000.00	2,000.00
Group 4									
CONTRACTUAL EXPENSE									
A.1223.41000									
OFFICE SUPPLIES	1,354.05	4,336.53	3,500.00	3,500.00	1,019.10	2,500.00	2,500.00	2,500.00	2,500.00
A.1223.41020									
PHOTO SUPPLIES	120.97	2,000.00	2,000.00	2,000.00	887.17	2,000.00	2,000.00	2,000.00	2,000.00
A.1223.44040									
PRINTING & ADVERTISING	12,822.36	16,161.50	28,000.00	28,349.00	7,286.95	20,000.00	20,000.00	20,000.00	20,000.00
A.1223.44045									
CABLE ACCESS SHOW	0.00	0.00	2,000.00	2,000.00	0.00	2,000.00	2,000.00	2,000.00	2,000.00

Date Prepared: 11/23/2016 02:29 PM

Report Date: 11/23/2016

Account Table:

Alt. Sort Table:

TOWN OF ISLIP

Budget Preparation Publication

Fiscal Year: 2017 Period From: 1 To: 12

BUD4050 1.0

Page 18 of 305

Prepared By: JLUDWIG

Account Description	2014 Actual	2015 Actual	Original 2016 Budget	Adjusted 2016 Budget	2016 Actual	2017 COMP MTGS Stage	2017 TENT BUD Stage	2017 PREL BUD Stage	2017 FINAL BUD Stage
Fund A									
Type E									
Dept 1223									
Group 4									
GENERAL FUND									
Expense									
PUBLIC INFORMATION OFFICE									
CONTRACTUAL EXPENSE									
A.1223.44120									
EQUIPMENT REPAIR	0.00	0.00	1,800.00	1,800.00	0.00	2,000.00	2,000.00	2,000.00	2,000.00
A.1223.45000									
OUTSIDE PROFESSIONAL	12,000.00	36,000.00	16,000.00	16,000.00	250.00	16,000.00	16,000.00	16,000.00	16,000.00
A.1223.46900									
MISCELLANEOUS & TRAVEL	309.35	330.28	1,500.00	2,150.00	458.98	1,000.00	1,000.00	1,000.00	1,000.00
A.1223.46903									
PUBLIC MEETINGS	0.00	0.00	1,000.00	1,000.00	0.00	1,000.00	1,000.00	1,000.00	1,000.00
Total Group 4									
CONTRACTUAL EXPENSE	26,606.73	58,828.31	55,800.00	56,799.00	9,902.20	46,500.00	46,500.00	46,500.00	46,500.00
Total Dept 1223									
PUBLIC INFORMATION OFFICE	252,413.83	258,165.21	292,600.00	266,429.55	196,741.45	263,900.00	263,900.00	263,900.00	263,900.00

Date Prepared: 11/23/2016 02:29 PM

Report Date: 11/23/2016

Account Table:

Alt. Sort Table:

TOWN OF ISLIP

Budget Preparation Publication

Fiscal Year: 2017 Period From: 1 To: 12

BUD4050 1.0

Page 19 of 305

Prepared By: JLUDWIG

Account Description	2014 Actual	2015 Actual	Original 2016 Budget	Adjusted 2016 Budget	2016 Actual	2017 COMP MTGS Stage	2017 TENT BUD Stage	2017 PREL BUD Stage	2017 FINAL BUD Stage
Fund A									
Type E									
Dept 1224									
Group 4									
A.1224.45000									
OUTSIDE PROFESSIONAL	24,965.85	25,523.40	27,000.00	27,000.00	19,142.55	27,000.00	27,000.00	27,000.00	27,000.00
Total Group 4									
CONTRACTUAL EXPENSE	24,965.85	25,523.40	27,000.00	27,000.00	19,142.55	27,000.00	27,000.00	27,000.00	27,000.00
Total Dept 1224									
DEPT. OF EMPLOYEE ASSISTANCE	24,965.85	25,523.40	27,000.00	27,000.00	19,142.55	27,000.00	27,000.00	27,000.00	27,000.00

TOWN OF ISLIP

Budget Preparation Publication

Fiscal Year: 2017 Period From: 1 To: 12

Account Description	2014 Actual	2015 Actual	Original 2016 Budget	Adjusted 2016 Budget	2016 Actual	2017 COMP MTGS Stage	2017 TENT BUD Stage	2017 PREL BUD Stage	2017 FINAL BUD Stage
Fund A									
Type E									
Dept 1315									
Group 1									
GENERAL FUND									
Expense									
COMPTROLLER'S OFFICE									
PERSONAL SERVICES									
A.1315.10220									
COMPTROLLER	101,388.44	101,388.42	101,000.00	119,000.00	103,136.59	120,000.00	120,000.00	120,000.00	120,000.00
A.1315.10225									
DEPUTY COMPTROLLER	0.00	49,538.51	70,000.00	88,900.00	76,999.21	90,000.00	90,000.00	90,000.00	90,000.00
A.1315.10230									
SECRETARY TO THE COMPTROLLER	24,994.03	0.00	0.00	0.00	0.00	0.00	0.00	0.00	0.00
A.1315.10403									
EXECUTIVE ASSISTANT TO THE COMPTROLLER	66,999.97	67,257.67	67,000.00	67,000.00	58,237.91	67,000.00	67,000.00	67,000.00	67,000.00
A.1315.10536									
MUNICIPAL PARKING ADMINISTRATOR	8,885.16	23,711.45	0.00	0.00	0.00	0.00	0.00	0.00	0.00
A.1315.11000									
ACCOUNT CLERK	41,589.96	44,764.50	46,100.00	46,100.00	40,802.04	47,900.00	47,900.00	47,900.00	47,900.00
A.1315.11250									
BUDGET TECHNICIAN	72,291.57	74,095.81	73,900.00	73,900.00	65,581.01	77,600.00	77,600.00	77,600.00	77,600.00
A.1315.11886									
MANAGEMENT TECHNICIAN	51,199.08	55,865.96	57,700.00	57,700.00	53,785.72	66,400.00	66,400.00	66,400.00	66,400.00
A.1315.12080									
PRINCIPAL ACCOUNT CLERK	120,834.50	138,039.83	140,800.00	140,800.00	125,004.64	151,400.00	151,400.00	151,400.00	151,400.00
A.1315.12120									
PRINCIPAL CLERK	55,714.85	57,106.77	56,900.00	56,900.00	50,543.91	59,800.00	59,800.00	59,800.00	59,800.00
A.1315.12440									
SECRETARIAL ASSISTANT	63,457.19	65,043.20	64,800.00	64,800.00	57,568.76	68,100.00	68,100.00	68,100.00	68,100.00
A.1315.12460									
SENIOR ACCOUNT CLERK	10,194.37	0.00	0.00	0.00	0.00	0.00	0.00	0.00	0.00
A.1315.12461									
SENIOR ACCOUNT CLERK TYPIST	55,714.87	57,106.79	56,900.00	56,900.00	50,543.92	59,800.00	59,800.00	59,800.00	59,800.00
A.1315.19650									
OVERTIME	771.45	994.62	500.00	500.00	484.48	500.00	500.00	500.00	500.00
A.1315.19990									
PART TIME REGULAR	36,075.00	34,852.50	36,400.00	61,400.00	44,938.50	90,000.00	90,000.00	90,000.00	90,000.00
A.1315.19991									
PART TIME SUMMER	18,787.50	20,227.50	33,000.00	8,000.00	5,614.00	0.00	0.00	0.00	0.00
Total Group 1									
PERSONAL SERVICES									
	728,897.94	789,993.53	805,000.00	841,900.00	733,240.69	898,500.00	898,500.00	898,500.00	898,500.00

Date Prepared: 11/23/2016 02:29 PM

Report Date: 11/23/2016

Account Table:

Alt. Sort Table:

TOWN OF ISLIP

Budget Preparation Publication

Fiscal Year: 2017 Period From: 1 To: 12

BUD4050 1.0

Page 21 of 305

Prepared By: JLUDWIG

Account Description	2014 Actual	2015 Actual	Original 2016 Budget	Adjusted 2016 Budget	2016 Actual	2017 COMP MTGS Stage	2017 TENT BUD Stage	2017 PREL BUD Stage	2017 FINAL BUD Stage
Fund A									
Type E									
Dept 1315									
Group 1									
GENERAL FUND									
Expense									
COMPTROLLER'S OFFICE									
PERSONAL SERVICES									
Group 2									
EQUIPMENT & CAPITAL OUTLAY									
A.1315.22200									
OFFICE EQUIPMENT	715.00	0.00	0.00	1,200.00	0.00	0.00	0.00	0.00	0.00
Total Group 2									
EQUIPMENT & CAPITAL OUTLAY	<u>715.00</u>	<u>0.00</u>	<u>0.00</u>	<u>1,200.00</u>	<u>0.00</u>	<u>0.00</u>	<u>0.00</u>	<u>0.00</u>	<u>0.00</u>
Group 4									
CONTRACTUAL EXPENSE									
A.1315.41000									
OFFICE SUPPLIES	1,382.74	1,399.22	2,500.00	2,500.00	1,206.89	3,700.00	3,700.00	3,700.00	3,700.00
A.1315.44000									
PRINTING.	1,583.10	1,386.20	1,800.00	2,676.20	1,757.20	1,800.00	1,800.00	1,800.00	1,800.00
A.1315.45350									
EDUCATION & SEMINARS	735.00	1,030.00	1,200.00	1,200.00	585.00	1,500.00	1,500.00	1,500.00	1,500.00
A.1315.46450									
MEMBERSHIPS	1,072.00	80.00	1,000.00	1,000.00	165.00	1,000.00	1,000.00	1,000.00	1,000.00
A.1315.46900									
MISCELLANEOUS & TRAVEL.	1,778.95	1,474.81	1,500.00	1,400.00	789.54	1,500.00	1,500.00	1,500.00	1,500.00
Total Group 4									
CONTRACTUAL EXPENSE	<u>6,551.79</u>	<u>5,370.23</u>	<u>8,000.00</u>	<u>8,776.20</u>	<u>4,503.63</u>	<u>9,500.00</u>	<u>9,500.00</u>	<u>9,500.00</u>	<u>9,500.00</u>
Total Dept 1315									
COMPTROLLER'S OFFICE	<u>736,164.73</u>	<u>795,363.76</u>	<u>813,000.00</u>	<u>851,876.20</u>	<u>737,744.32</u>	<u>908,000.00</u>	<u>908,000.00</u>	<u>908,000.00</u>	<u>908,000.00</u>

TOWN OF ISLIP

Budget Preparation Publication

Fiscal Year: 2017 Period From: 1 To: 12

Account Description	2014 Actual	2015 Actual	Original 2016 Budget	Adjusted 2016 Budget	2016 Actual	2017 COMP MTGS Stage	2017 TENT BUD Stage	2017 PREL BUD Stage	2017 FINAL BUD Stage
Fund A									
Type E									
Dept 1330									
Group 1									
GENERAL FUND									
Expense									
TAX RECEIVER'S OFFICE									
PERSONAL SERVICES									
A.1330.10200									
TAX RECEIVER	77,095.38	77,095.38	76,800.00	84,600.00	73,221.58	85,000.00	85,000.00	85,000.00	85,000.00
A.1330.10205									
DEPUTY TAX RECEIVER	60,230.77	60,230.76	60,000.00	63,800.00	55,383.64	66,000.00	66,000.00	66,000.00	66,000.00
A.1330.10210									
SECRETARY TO TAX RECEIVER	40,153.83	40,153.84	40,000.00	42,000.00	36,382.74	44,000.00	44,000.00	44,000.00	44,000.00
A.1330.10211									
EXECUTIVE ASSISTANT TO TAX RECEIVER	38,371.83	0.00	19,750.00	0.00	0.00	0.00	0.00	0.00	0.00
A.1330.11000									
ACCOUNT CLERK	51,722.27	0.00	17,500.00	0.00	0.00	0.00	0.00	0.00	0.00
A.1330.11001									
ACCOUNTANT	74.17	0.00	0.00	0.00	0.00	0.00	0.00	0.00	0.00
A.1330.11005									
ACCOUNT CLERK-TYPIST	11,972.62	59,827.65	54,200.00	91,450.00	72,186.75	112,900.00	112,900.00	112,900.00	112,900.00
A.1330.11210									
ASSISTANT TO TOWN TAX RECEIVER	9,779.64	14,017.63	0.00	0.00	0.00	0.00	0.00	0.00	0.00
A.1330.11295									
CASHIER	2,641.19	0.00	0.00	0.00	0.00	0.00	0.00	0.00	0.00
A.1330.12460									
SENIOR ACCOUNT CLERK	55,714.87	24,505.60	0.00	0.00	0.00	0.00	0.00	0.00	0.00
A.1330.12660									
SENIOR CLERK TYPIST	0.00	30,870.57	44,600.00	44,600.00	39,536.43	47,900.00	47,900.00	47,900.00	47,900.00
A.1330.19650									
OVERTIME	320.58	0.00	500.00	500.00	636.12	750.00	750.00	750.00	750.00
A.1330.19990									
PART TIME REGULAR	13,249.50	15,706.25	0.00	0.00	24,115.50	28,000.00	28,000.00	28,000.00	28,000.00
A.1330.19991									
PART TIME SUMMER	6,236.25	6,225.00	0.00	0.00	0.00	4,500.00	4,500.00	4,500.00	4,500.00
A.1330.19994									
PART TIME SEASONAL	70,211.83	68,081.98	60,000.00	60,000.00	48,177.43	60,000.00	60,000.00	60,000.00	60,000.00
Total Group 1									
PERSONAL SERVICES	437,774.73	396,714.66	373,350.00	386,950.00	349,640.19	449,050.00	449,050.00	449,050.00	449,050.00

Group 2

EQUIPMENT & CAPITAL OUTLAY

Date Prepared: 11/23/2016 02:29 PM

Report Date: 11/23/2016

Account Table:

Alt. Sort Table:

TOWN OF ISLIP

Budget Preparation Publication

BUD4050 1.0

Page 23 of 305

Prepared By: JLUDWIG

Fiscal Year: 2017 Period From: 1 To: 12

Account Description	2014 Actual	2015 Actual	Original 2016 Budget	Adjusted 2016 Budget	2016 Actual	2017 COMP MTGS Stage	2017 TENT BUD Stage	2017 PREL BUD Stage	2017 FINAL BUD Stage
Fund A									
Type E									
Dept 1330									
Group 2									
GENERAL FUND									
Expense									
TAX RECEIVER'S OFFICE									
EQUIPMENT & CAPITAL OUTLAY									
A.1330.22200									
OFFICE EQUIPMENT	0.00	1,781.50	0.00	0.00	0.00	0.00	0.00	0.00	0.00
Total Group 2									
EQUIPMENT & CAPITAL OUTLAY	<u>0.00</u>	<u>1,781.50</u>	<u>0.00</u>	<u>0.00</u>	<u>0.00</u>	<u>0.00</u>	<u>0.00</u>	<u>0.00</u>	<u>0.00</u>
Group 4									
CONTRACTUAL EXPENSE									
A.1330.41000									
OFFICE SUPPLIES	897.06	2,003.58	2,500.00	3,392.15	860.07	1,500.00	1,500.00	1,500.00	1,500.00
A.1330.44000									
PRINTING..	14,690.20	12,585.25	20,000.00	20,000.00	7,952.76	17,000.00	17,000.00	17,000.00	17,000.00
A.1330.44030									
LEGAL PUBLICATIONS	916.43	723.30	750.00	750.00	0.00	750.00	750.00	750.00	750.00
A.1330.44100									
OFFICE EQUIPMENT - REPAIR..	0.00	0.00	500.00	500.00	167.06	500.00	500.00	500.00	500.00
A.1330.46900									
MISCELLANEOUS & TRAVEL..	264.72	0.00	500.00	500.00	0.00	500.00	500.00	500.00	500.00
Total Group 4									
CONTRACTUAL EXPENSE	<u>16,768.41</u>	<u>15,312.13</u>	<u>24,250.00</u>	<u>25,142.15</u>	<u>8,979.89</u>	<u>20,250.00</u>	<u>20,250.00</u>	<u>20,250.00</u>	<u>20,250.00</u>
Total Dept 1330									
TAX RECEIVER'S OFFICE	<u>454,543.14</u>	<u>413,808.29</u>	<u>397,600.00</u>	<u>412,092.15</u>	<u>358,620.08</u>	<u>469,300.00</u>	<u>469,300.00</u>	<u>469,300.00</u>	<u>469,300.00</u>

Date Prepared: 11/23/2016 02:29 PM

Report Date: 11/23/2016

Account Table:

Alt. Sort Table:

TOWN OF ISLIP

Budget Preparation Publication

Fiscal Year: 2017 Period From: 1 To: 12

BUD4050 1.0

Page 24 of 305

Prepared By: JLUDWIG

Account Description	2014 Actual	2015 Actual	Original 2016 Budget	Adjusted 2016 Budget	2016 Actual	2017 COMP MTGS Stage	2017 TENT BUD Stage	2017 PREL BUD Stage	2017 FINAL BUD Stage
Fund A									
Type E									
Dept 1345									
Group 1									
GENERAL FUND									
Expense									
DEPARTMENT OF PURCHASING									
PERSONAL SERVICES									
A.1345.10055									
DIRECTOR OF FINANCE	58,223.05	58,223.06	58,000.00	58,000.00	50,413.78	58,000.00	58,000.00	58,000.00	58,000.00
A.1345.10080									
TOWN PURCHASING DIRECTOR	0.00	0.00	0.00	0.00	27,566.68	65,000.00	65,000.00	65,000.00	65,000.00
A.1345.11300									
CLERK	36,461.85	37,371.17	37,300.00	37,300.00	33,005.04	39,200.00	39,200.00	39,200.00	39,200.00
A.1345.12120									
PRINCIPAL CLERK	55,714.88	57,106.80	56,900.00	56,900.00	59,543.88	61,000.00	61,000.00	61,000.00	61,000.00
A.1345.19650									
OVERTIME	457.61	445.42	500.00	500.00	383.66	500.00	500.00	500.00	500.00
A.1345.19990									
PART TIME REGULAR	0.00	0.00	0.00	0.00	0.00	1,300.00	1,300.00	1,300.00	1,300.00
Total Group 1									
PERSONAL SERVICES	150,857.39	153,146.45	152,700.00	152,700.00	170,913.04	225,000.00	225,000.00	225,000.00	225,000.00
Group 4									
CONTRACTUAL EXPENSE									
A.1345.41000									
OFFICE SUPPLIES	2,212.41	838.50	1,100.00	1,100.00	992.14	700.00	700.00	700.00	700.00
A.1345.44000									
PRINTING	1,846.00	2,207.00	2,000.00	2,000.00	1,430.00	2,000.00	2,000.00	2,000.00	2,000.00
A.1345.44001									
LEGAL NOTICES	3,862.94	5,188.10	9,000.00	8,500.00	3,931.82	7,000.00	7,000.00	7,000.00	7,000.00
A.1345.45019									
PURCHASNG COOPERATIVE W/BOCES	2,508.00	2,557.00	2,650.00	2,650.00	2,583.00	2,750.00	2,750.00	2,750.00	2,750.00
A.1345.46900									
MISCELLANEOUS & TRAVEL	665.95	241.51	900.00	1,400.00	717.06	700.00	700.00	700.00	700.00
Total Group 4									
CONTRACTUAL EXPENSE	11,095.30	11,032.11	15,650.00	15,650.00	9,654.02	13,150.00	13,150.00	13,150.00	13,150.00
Total Dept 1345									
DEPARTMENT OF PURCHASING	161,952.69	164,178.56	168,350.00	168,350.00	180,567.06	238,150.00	238,150.00	238,150.00	238,150.00

Prepared By: JLUDWIG

Fiscal Year: 2017 Period From: 1 To: 12

[illegible]

TOWN OF ISLIP

Budget Preparation Publication

Fiscal Year: 2017 Period From: 1 To: 12

Account Description	2014 Actual	2015 Actual	Original 2016 Budget	Adjusted 2016 Budget	2016 Actual	2017 COMP MTGS Stage	2017 TENT BUD Stage	2017 PREL BUD Stage	2017 FINAL BUD Stage
Fund A									
Type E									
Dept 1355									
Group 1									
PERSONAL SERVICES	1,266,789.30	1,366,993.98	1,248,450.00	1,266,450.00	1,111,867.38	1,377,610.00	1,377,610.00	1,377,610.00	1,377,610.00
Group 2									
EQUIPMENT & CAPITAL OUTLAY									
A.1355.22100 FURNITURE & FIXTURES..	0.00	1,570.79	0.00	0.00	0.00	0.00	0.00	0.00	0.00
Total Group 2									
EQUIPMENT & CAPITAL OUTLAY	0.00	1,570.79	0.00	0.00	0.00	0.00	0.00	0.00	0.00
Group 4									
CONTRACTUAL EXPENSE									
A.1355.41000 OFFICE SUPPLIES..	4,665.11	3,366.89	5,000.00	4,530.00	3,125.82	5,000.00	5,000.00	5,000.00	5,000.00
A.1355.41020 PHOTO SUPPLIES..	196.96	0.00	200.00	200.00	0.00	200.00	200.00	200.00	200.00
A.1355.44000 PRINTING..	3,609.75	2,427.38	3,500.00	3,194.00	2,366.25	3,500.00	3,500.00	3,500.00	3,500.00
A.1355.44001 LEGAL NOTICES	641.03	810.75	750.00	750.00	243.61	750.00	750.00	750.00	750.00
A.1355.45000 OUTSIDE PROFESSIONAL..	30,000.00	39,237.50	40,000.00	41,887.50	38,937.50	40,000.00	40,000.00	40,000.00	40,000.00
A.1355.45340 SUBSCRIPTION & DUES	630.50	630.00	1,200.00	1,200.00	1,184.00	1,000.00	1,000.00	1,000.00	1,000.00
A.1355.45350 EDUCATION & SEMINARS	0.00	0.00	0.00	0.00	0.00	500.00	500.00	500.00	500.00
A.1355.46900 MISCELLANEOUS & TRAVEL..	0.00	60.00	0.00	1,470.00	(93.56)	500.00	500.00	500.00	500.00
Total Group 4									
CONTRACTUAL EXPENSE	39,743.35	46,532.52	50,650.00	53,231.50	45,763.62	51,450.00	51,450.00	51,450.00	51,450.00
Total Dept 1355									
ASSESSOR'S OFFICE	1,306,532.65	1,415,097.29	1,299,100.00	1,319,681.50	1,157,631.00	1,429,060.00	1,429,060.00	1,429,060.00	1,429,060.00

Date Prepared: 11/23/2016 02:29 PM

Report Date: 11/23/2016

Account Table:

Alt. Sort Table:

TOWN OF ISLIP

Budget Preparation Publication

Fiscal Year: 2017 Period From: 1 To: 12

BUD4050 1.0

Page 27 of 305

Prepared By: JLU DWIG

Account Description	2014 Actual	2015 Actual	Original 2016 Budget	Adjusted 2016 Budget	2016 Actual	2017 COMP MTGS Stage	2017 TENT BUD Stage	2017 PREL BUD Stage	2017 FINAL BUD Stage
Fund A									
Type E									
Dept 1356									
Group 1									
A.1356.19930									
BOARD CHAIRMAN	9,555.00	9,555.00	9,555.00	9,555.00	8,452.50	9,555.00	9,555.00	9,555.00	9,555.00
A.1356.19940									
BOARD MEMBER	31,348.60	24,079.20	31,500.00	31,500.00	15,745.60	31,500.00	31,500.00	31,500.00	31,500.00
A.1356.19950									
PART TIME BOARD SECRETARY	744.00	612.00	1,500.00	1,500.00	624.00	1,500.00	1,500.00	1,500.00	1,500.00
Total Group 1									
PERSONAL SERVICES	41,647.60	34,246.20	42,555.00	42,555.00	24,822.10	42,555.00	42,555.00	42,555.00	42,555.00
Group 4									
A.1356.41000									
OFFICE SUPPLIES..	137.42	0.00	175.00	175.00	53.36	175.00	175.00	175.00	175.00
A.1356.44000									
PRINTING..	592.00	418.75	750.00	750.00	0.00	750.00	750.00	750.00	750.00
A.1356.45200									
COURT REPORTING	1,752.05	825.95	2,000.00	2,000.00	1,599.75	2,000.00	2,000.00	2,000.00	2,000.00
Total Group 4									
CONTRACTUAL EXPENSE	2,481.47	1,244.70	2,925.00	2,925.00	1,653.11	2,925.00	2,925.00	2,925.00	2,925.00
Total Dept 1356									
BOARD OF ASSESSMENT REVIEW	44,129.07	35,490.90	45,480.00	45,480.00	26,475.21	45,480.00	45,480.00	45,480.00	45,480.00

Date Prepared: 11/23/2016 02:29 PM

Report Date: 11/23/2016

Account Table:

Alt. Sort Table:

TOWN OF ISLIP

Budget Preparation Publication

Fiscal Year: 2017 Period From: 1 To: 12

BUD4050 1.0

Page 28 of 305

Prepared By: JLU DWIG

Account Description	2014 Actual	2015 Actual	Original 2016 Budget	Adjusted 2016 Budget	2016 Actual	2017 COMP MTGS Stage	2017 TENT BUD Stage	2017 PREL BUD Stage	2017 FINAL BUD Stage
Fund A									
Type E									
Dept 1357									
Group 4									
A.1357.41000									
OFFICE SUPPLIES..	1,493.99	493.38	1,000.00	1,000.00	269.82	500.00	500.00	500.00	500.00
A.1357.44000									
PRINTING..	2,246.25	1,965.00	2,250.00	2,250.00	2,094.50	2,250.00	2,250.00	2,250.00	2,250.00
Total Group 4									
CONTRACTUAL EXPENSE	3,740.24	2,458.38	3,250.00	3,250.00	2,364.32	2,750.00	2,750.00	2,750.00	2,750.00
Total Dept 1357									
STAR PROGRAM	3,740.24	2,458.38	3,250.00	3,250.00	2,364.32	2,750.00	2,750.00	2,750.00	2,750.00

TOWN OF ISLIP

Budget Preparation Publication

Fiscal Year: 2017 Period From: 1 To: 12

Account Description	2014 Actual	2015 Actual	Original 2016 Budget	Adjusted 2016 Budget	2016 Actual	2017 COMP MTGS Stage	2017 TENT BUD Stage	2017 PREL BUD Stage	2017 FINAL BUD Stage
Fund A									
Type E									
Dept 1410									
Group 1									
GENERAL FUND									
Expense									
TOWN CLERK'S OFFICE									
PERSONAL SERVICES									
A.1410.10150									
TOWN CLERK	77,095.38	77,095.38	76,800.00	84,600.00	71,360.72	85,000.00	85,000.00	85,000.00	85,000.00
A.1410.10155									
DEPUTY TOWN CLERK	70,269.21	70,269.20	70,000.00	74,700.00	64,802.38	74,900.00	74,900.00	74,900.00	74,900.00
A.1410.10158									
ASSISTANT TO TOWN CLERK	63,242.29	63,233.64	63,000.00	67,200.00	58,321.40	67,410.00	67,410.00	67,410.00	67,410.00
A.1410.10160									
SECRETARY TO TOWN CLERK	48,184.52	48,164.80	48,000.00	56,729.40	50,451.25	48,000.00	48,000.00	48,000.00	48,000.00
A.1410.11000									
ACCOUNT CLERK	79,213.86	77,544.28	89,200.00	89,200.00	79,072.87	95,800.00	95,800.00	95,800.00	95,800.00
A.1410.11240									
BINGO INSPECTOR	25,200.00	24,554.00	25,200.00	25,200.00	22,287.00	25,200.00	25,200.00	25,200.00	25,200.00
A.1410.11300									
CLERK	36,461.88	37,371.18	37,300.00	40,680.13	29,771.25	28,600.00	28,600.00	28,600.00	28,600.00
A.1410.11360									
CLERK TYPIST	0.00	0.00	0.00	15,000.00	11,076.48	0.00	0.00	0.00	0.00
A.1410.11405									
COMMUNITY SERVICE AIDE	42,917.87	43,984.52	43,900.00	43,900.00	38,920.45	46,055.00	46,055.00	46,055.00	46,055.00
A.1410.11940									
NEIGHBORHOOD AIDE	38,539.73	41,766.73	44,100.00	44,100.00	41,937.58	48,095.00	48,095.00	48,095.00	48,095.00
A.1410.12520									
SENIOR BINGO INSPECTOR	9,765.00	9,765.00	9,800.00	9,800.00	8,636.50	9,800.00	9,800.00	9,800.00	9,800.00
A.1410.12792									
SR. MICROGRAPHICS OPERATOR	48,102.39	51,767.32	54,200.00	54,200.00	48,004.62	59,190.00	59,190.00	59,190.00	59,190.00
A.1410.19600									
NIGHT DIFFERENTIAL	1,870.53	2,118.43	2,300.00	2,300.00	1,883.23	2,500.00	2,500.00	2,500.00	2,500.00
A.1410.19650									
OVERTIME	742.27	951.36	1,000.00	1,000.00	260.15	1,250.00	1,250.00	1,250.00	1,250.00
A.1410.19990									
PART TIME REGULAR	7,236.00	10,561.78	26,500.00	22,050.00	11,927.50	31,000.00	31,000.00	31,000.00	31,000.00
A.1410.19991									
PART TIME SUMMER	4,050.00	7,041.00	16,500.00	12,050.00	2,397.00	5,000.00	5,000.00	5,000.00	5,000.00
Total Group 1									
PERSONAL SERVICES	552,890.93	566,188.62	607,800.00	642,709.53	541,110.38	627,800.00	627,800.00	627,800.00	627,800.00

Date Prepared: 11/23/2016 02:29 PM

Report Date: 11/23/2016

Account Table:

Alt. Sort Table:

TOWN OF ISLIP

Budget Preparation Publication

Fiscal Year: 2017 Period From: 1 To: 12

BUD4050 1.0

Page 30 of 305

Prepared By: JLU DWIG

Account Description	2014 Actual	2015 Actual	Original 2016 Budget	Adjusted 2016 Budget	2016 Actual	2017 COMP MTGS Stage	2017 TENT BUD Stage	2017 PREL BUD Stage	2017 FINAL BUD Stage
Fund A									
Type E									
Dept 1410									
Group 2									
GENERAL FUND									
Expense									
TOWN CLERK'S OFFICE									
EQUIPMENT & CAPITAL OUTLAY									
A.1410.22100									
FURNITURE & FIXTURES..	0.00	0.00	1,280.00	1,280.00	0.00	0.00	0.00	0.00	0.00
A.1410.22200									
OFFICE EQUIPMENT..	1,280.00	0.00	1,000.00	2,320.50	0.00	0.00	0.00	0.00	0.00
Total Group 2									
EQUIPMENT & CAPITAL OUTLAY	1,280.00	0.00	2,280.00	3,600.50	0.00	0.00	0.00	0.00	0.00
Group 4									
CONTRACTUAL EXPENSE									
A.1410.41000									
OFFICE SUPPLIES..	5,262.81	4,720.88	6,000.00	8,933.71	4,585.23	7,000.00	7,000.00	7,000.00	7,000.00
A.1410.44000									
PRINTING..	5,016.40	2,067.00	6,000.00	7,334.00	2,554.40	5,000.00	5,000.00	5,000.00	5,000.00
A.1410.44001									
LEGAL NOTICES..	24,920.80	11,860.97	27,000.00	25,250.00	9,140.04	23,000.00	23,000.00	23,000.00	23,000.00
A.1410.44040									
PRINTING & ADVERTISING..	313.70	265.00	0.00	0.00	0.00	0.00	0.00	0.00	0.00
A.1410.45200									
COURT REPORTING..	26,918.10	22,380.85	31,000.00	31,051.15	14,253.20	28,000.00	28,000.00	28,000.00	28,000.00
A.1410.45201									
ANIMAL TAGS / LICENSES	167.57	343.88	400.00	400.00	0.00	400.00	400.00	400.00	400.00
A.1410.45350									
EDUCATION & SEMINARS..	1,008.46	856.52	1,000.00	1,000.00	278.00	1,000.00	1,000.00	1,000.00	1,000.00
A.1410.46900									
MISCELLANEOUS & TRAVEL..	391.50	42.00	750.00	1,250.00	135.70	750.00	750.00	750.00	750.00
Total Group 4									
CONTRACTUAL EXPENSE	63,999.34	42,537.10	72,150.00	75,218.86	30,946.57	65,150.00	65,150.00	65,150.00	65,150.00
Total Dept 1410									
TOWN CLERK'S OFFICE	618,170.27	608,725.72	682,230.00	721,528.89	572,056.95	692,950.00	692,950.00	692,950.00	692,950.00

Date Prepared: 11/23/2016 02:29 PM

Report Date: 11/23/2016

Account Table:

Alt. Sort Table:

TOWN OF ISLIP

Budget Preparation Publication

Fiscal Year: 2017 Period From: 1 To: 12

BUD4050 1.0

Page 32 of 305

Prepared By: JLU DWIG

Account Description	2014 Actual	2015 Actual	Original 2016 Budget	Adjusted 2016 Budget	2016 Actual	2017 COMP MTGS Stage	2017 TENT BUD Stage	2017 PREL BUD Stage	2017 FINAL BUD Stage
Fund A									
Type E									
Dept 1420									
Group 4									
A.1420.45001									
OUTSIDE PROFESSIONAL - LEGAL..	96,588.33	75,448.02	244,600.00	215,306.23	87,555.62	150,000.00	150,000.00	150,000.00	150,000.00
A.1420.45007									
APPRAISALS..	975.00	1,400.00	10,000.00	11,500.00	3,375.00	10,000.00	10,000.00	10,000.00	10,000.00
A.1420.45009									
TITLE SEARCHES	15,200.00	12,480.00	20,000.00	20,000.00	13,110.00	28,000.00	28,000.00	28,000.00	28,000.00
A.1420.45011									
PROCESSING SERVICE..	0.00	330.50	2,000.00	2,000.00	0.00	1,000.00	1,000.00	1,000.00	1,000.00
A.1420.45012									
COURT REPORTING..	34.40	0.00	1,000.00	1,000.00	489.60	1,000.00	1,000.00	1,000.00	1,000.00
A.1420.45171									
RECORDING FEES..	19,391.65	19,093.25	20,000.00	46,000.00	32,287.56	40,000.00	40,000.00	40,000.00	40,000.00
A.1420.45340									
SUBSCRIPTION & DUES	750.00	660.00	3,500.00	3,500.00	2,082.75	3,500.00	3,500.00	3,500.00	3,500.00
A.1420.45350									
EDUCATION & SEMINARS..	1,680.00	2,283.00	2,000.00	2,000.00	1,155.00	2,000.00	2,000.00	2,000.00	2,000.00
A.1420.46612									
LEASES	27,150.00	24,000.00	30,000.00	30,000.00	6,300.00	30,000.00	30,000.00	30,000.00	30,000.00
A.1420.46900									
MISCELLANEOUS & TRAVEL..	4,188.29	3,744.07	7,000.00	7,000.00	3,722.96	6,000.00	6,000.00	6,000.00	6,000.00
Total Group 4									
CONTRACTUAL EXPENSE	251,890.81	220,157.04	432,100.00	435,158.23	207,712.11	359,500.00	359,500.00	359,500.00	359,500.00
Total Dept 1420									
TOWN ATTORNEY'S OFFICE	1,008,005.04	911,352.36	1,171,100.00	1,260,288.34	806,998.71	1,142,450.00	1,142,450.00	1,142,450.00	1,142,450.00

TOWN OF ISLIP

Budget Preparation Publication

Fiscal Year: 2017 Period From: 1 To: 12

Account Description	2014 Actual	2015 Actual	Original 2016 Budget	Adjusted 2016 Budget	2016 Actual	2017 COMP MTGS Stage	2017 TENT BUD Stage	2017 PREL BUD Stage	2017 FINAL BUD Stage
Fund A									
Type E									
Dept 1430									
Group 1									
GENERAL FUND									
Expense									
PERSONNEL DEPARTMENT									
PERSONAL SERVICES									
A.1430.10040									
DIRECTOR OF LABOR RELATIONS	94,499.98	90,346.17	90,000.00	118,300.00	102,459.66	120,000.00	120,000.00	120,000.00	120,000.00
A.1430.10041									
LABOR RELATIONS TECHNICIAN	7,000.00	0.00	0.00	0.00	0.00	0.00	0.00	0.00	0.00
A.1430.10042									
DEPUTY DIRECTOR OF LABOR RELATIONS	8,173.00	0.00	0.00	0.00	0.00	67,500.00	67,500.00	67,500.00	67,500.00
A.1430.11000									
ACCOUNT CLERK	39,612.39	42,630.27	44,600.00	44,600.00	39,536.41	47,885.00	47,885.00	47,885.00	47,885.00
A.1430.11005									
ACCOUNT CLERK-TYPIST	5,231.80	0.00	0.00	0.00	20,681.26	36,360.00	36,360.00	36,360.00	36,360.00
A.1430.11998									
PAYROLL MANAGER	67,906.35	73,082.98	76,500.00	76,500.00	67,919.10	84,350.00	84,350.00	84,350.00	84,350.00
A.1430.12120									
PRINCIPAL CLERK	55,714.87	57,106.80	56,900.00	41,572.32	41,572.32	59,785.00	59,785.00	59,785.00	59,785.00
A.1430.12461									
SENIOR ACCOUNT CLERK TYPIST	40,046.32	49,303.86	51,600.00	51,600.00	45,719.86	56,335.00	56,335.00	56,335.00	56,335.00
A.1430.19650									
OVERTIME	290.17	182.37	1,000.00	1,000.00	449.83	1,000.00	1,000.00	1,000.00	1,000.00
A.1430.19990									
PART TIME REGULAR	28,884.42	37,315.65	40,000.00	25,000.00	29,940.84	40,000.00	40,000.00	40,000.00	40,000.00
A.1430.19991									
PART TIME SUMMER	14,676.09	17,089.29	20,000.00	6,700.00	2,832.00	6,700.00	6,700.00	6,700.00	6,700.00
Total Group 1									
PERSONAL SERVICES	362,035.39	367,057.39	380,600.00	365,272.32	351,111.28	519,915.00	519,915.00	519,915.00	519,915.00
Group 4									
CONTRACTUAL EXPENSE									
A.1430.41000									
OFFICE SUPPLIES..	1,526.47	2,082.65	2,000.00	2,591.37	1,112.55	2,000.00	2,000.00	2,000.00	2,000.00
A.1430.41052									
ANNUAL MAINTENANCE/SUPPORT	0.00	25,613.34	98,000.00	98,000.00	0.00	30,000.00	30,000.00	30,000.00	30,000.00
A.1430.44040									
PRINTING & ADVERTISING..	1,129.80	576.00	3,000.00	3,000.00	369.00	1,500.00	1,500.00	1,500.00	1,500.00
A.1430.45000									
OUTSIDE PROFESSIONAL	14,319.00	18,447.00	35,000.00	32,500.00	14,327.56	25,000.00	25,000.00	25,000.00	25,000.00

Date Prepared: 11/23/2016 02:29 PM

Report Date: 11/23/2016

Account Table:

Alt. Sort Table:

TOWN OF ISLIP

Budget Preparation Publication

Fiscal Year: 2017 Period From: 1 To: 12

BUD4050 1.0

Page 34 of 305

Prepared By: JLUDWIG

Account Description	2014 Actual	2015 Actual	Original 2016 Budget	Adjusted 2016 Budget	2016 Actual	2017 COMP MTGS Stage	2017 TENT BUD Stage	2017 PREL BUD Stage	2017 FINAL BUD Stage
Fund A									
Type E									
Dept 1430									
Group 4									
A.1430.45101									
FINGERPRINTING..	24,825.00	19,500.00	25,000.00	27,500.00	27,425.00	25,000.00	25,000.00	25,000.00	25,000.00
A.1430.46455									
DUES & SUBSCRIPTIONS..	0.00	190.00	500.00	500.00	190.00	500.00	500.00	500.00	500.00
A.1430.46900									
MISCELLANEOUS & TRAVEL..	0.00	0.00	500.00	500.00	0.00	500.00	500.00	500.00	500.00
Total Group 4									
CONTRACTUAL EXPENSE	41,800.27	66,408.99	164,000.00	164,591.37	43,424.11	84,500.00	84,500.00	84,500.00	84,500.00
Total Dept 1430									
PERSONNEL DEPARTMENT	403,835.66	433,466.38	544,600.00	529,863.69	394,535.39	604,415.00	604,415.00	604,415.00	604,415.00

Date Prepared: 11/23/2016 02:29 PM

Report Date: 11/23/2016

Account Table:

Alt. Sort Table:

TOWN OF ISLIP

Budget Preparation Publication

BUD4050 1.0

Page 35 of 305

Prepared By: JLUDWIG

Fiscal Year: 2017 Period From: 1 To: 12

Account Description	2014 Actual	2015 Actual	Original 2016 Budget	Adjusted 2016 Budget	2016 Actual	2017 COMP MTGS Stage	2017 TENT BUD Stage	2017 PREL BUD Stage	2017 FINAL BUD Stage
Fund A	GENERAL FUND								
Type E	Expense								
Dept 1440	TOWN SAFETY OFFICE								
Group 1	PERSONAL SERVICES								
A.1440.10077									
SAFETY OFFICER	45,173.05	45,173.04	45,000.00	60,810.69	45,002.41	34,500.00	34,500.00	34,500.00	34,500.00
A.1440.11360									
CLERK TYPIST	36,461.83	37,371.15	37,300.00	37,300.00	33,075.11	39,125.00	39,125.00	39,125.00	39,125.00
A.1440.19650									
OVERTIME	7.44	0.00	150.00	150.00	0.00	150.00	150.00	150.00	150.00
Total Group 1									
PERSONAL SERVICES	81,642.32	82,544.19	82,450.00	98,260.69	78,077.52	73,775.00	73,775.00	73,775.00	73,775.00
Group 2	EQUIPMENT & CAPITAL OUTLAY								
A.1440.22260									
OSHA EQUIP/TESTING..	0.00	995.00	5,000.00	5,000.00	0.00	5,000.00	5,000.00	5,000.00	5,000.00
Total Group 2									
EQUIPMENT & CAPITAL OUTLAY	0.00	995.00	5,000.00	5,000.00	0.00	5,000.00	5,000.00	5,000.00	5,000.00
Group 4	CONTRACTUAL EXPENSE								
A.1440.41000									
OFFICE SUPPLIES..	0.00	246.06	750.00	750.00	0.00	750.00	750.00	750.00	750.00
A.1440.41701									
FIRE EXTINGUISHERS/INSPECTIONS..	8,186.30	0.00	0.00	0.00	0.00	0.00	0.00	0.00	0.00
A.1440.44000									
PRINTING..	0.00	0.00	500.00	500.00	0.00	500.00	500.00	500.00	500.00
A.1440.44100									
OFFICE EQUIPMENT - REPAIR..	405.37	0.00	0.00	0.00	0.00	0.00	0.00	0.00	0.00
A.1440.44172									
WORK - CLOTHING SERVICE..	76,025.09	108,707.42	200,000.00	226,411.93	65,930.75	175,000.00	175,000.00	175,000.00	175,000.00
A.1440.44173									
FIRST AID SUPPLIES..	321.97	3,948.09	5,000.00	5,265.00	5,260.21	5,000.00	5,000.00	5,000.00	5,000.00
A.1440.44174									
SAFETY & PROTECTIVE EQUIPMENT..	44,528.76	35,215.64	50,000.00	57,063.89	36,432.49	55,000.00	55,000.00	55,000.00	55,000.00
A.1440.44175									
SAFETY TRAINING..	0.00	0.00	0.00	0.00	0.00	2,500.00	2,500.00	2,500.00	2,500.00
A.1440.44176									
DIAGNOSTIC TESTING..	5,834.50	6,473.86	16,000.00	16,484.00	1,848.90	10,000.00	10,000.00	10,000.00	10,000.00

Date Prepared: 11/23/2016 02:29 PM

Report Date: 11/23/2016

Account Table:

Alt. Sort Table:

TOWN OF ISLIP

Budget Preparation Publication

Fiscal Year: 2017 Period From: 1 To: 12

BUD4050 1.0

Page 36 of 305

Prepared By: JLUDWIG

Account Description	2014 Actual	2015 Actual	Original 2016 Budget	Adjusted 2016 Budget	2016 Actual	2017 COMP MTGS Stage	2017 TENT BUD Stage	2017 PREL BUD Stage	2017 FINAL BUD Stage
Fund A									
Type E									
Dept 1440									
Group 4									
A.1440.45350									
EDUCATION & SEMINARS	0.00	0.00	0.00	0.00	0.00	5,000.00	5,000.00	5,000.00	5,000.00
A.1440.45360									
DEFENSIVE DRIVING..	505.00	1,093.67	3,000.00	3,000.00	0.00	5,000.00	5,000.00	5,000.00	5,000.00
A.1440.46900									
MISCELLANEOUS & TRAVEL..	0.00	0.00	500.00	500.00	0.00	500.00	500.00	500.00	500.00
Total Group 4									
CONTRACTUAL EXPENSE	135,806.99	155,684.74	275,750.00	309,974.82	109,472.35	259,250.00	259,250.00	259,250.00	259,250.00
Total Dept 1440									
TOWN SAFETY OFFICE	217,449.31	239,223.93	363,200.00	413,235.51	187,549.87	338,025.00	338,025.00	338,025.00	338,025.00

Account Table:

Budget Preparation Publication

Prepared By: JLUDWIG

Alt. Sort Table:

Fiscal Year: 2017 Period From: 1 To: 12

[illegible]

Date Prepared: 11/23/2016 02:29 PM

Report Date: 11/23/2016

Account Table:

Alt. Sort Table:

TOWN OF ISLIP

Budget Preparation Publication

BUD4050 1.0

Page 38 of 305

Prepared By: JLU DWIG

Fiscal Year: 2017 Period From: 1 To: 12

Account Description	2014 Actual	2015 Actual	Original 2016 Budget	Adjusted 2016 Budget	2016 Actual	2017 COMP MTGS Stage	2017 TENT BUD Stage	2017 PREL BUD Stage	2017 FINAL BUD Stage
Fund A									
Type E									
Dept 1490									
Group 1									
GENERAL FUND									
Expense									
DEPARTMENT OF PUBLIC WORKS									
PERSONAL SERVICES									
	835,048.70	862,509.69	883,100.00	904,900.00	838,488.29	1,048,900.00	1,048,900.00	1,048,900.00	1,048,900.00
Group 2									
EQUIPMENT & CAPITAL OUTLAY									
A.1490.22200									
OFFICE EQUIPMENT..	558.00	1,396.50	0.00	0.00	0.00	0.00	0.00	0.00	0.00
Total Group 2									
EQUIPMENT & CAPITAL OUTLAY	558.00	1,396.50	0.00	0.00	0.00	0.00	0.00	0.00	0.00
Group 4									
CONTRACTUAL EXPENSE									
A.1490.41000									
OFFICE SUPPLIES..	9,764.02	7,048.74	10,000.00	11,618.86	4,583.40	10,000.00	10,000.00	10,000.00	10,000.00
A.1490.44000									
PRINTING..	2,059.87	2,863.63	2,500.00	2,500.00	1,617.00	2,500.00	2,500.00	2,500.00	2,500.00
A.1490.44121									
RADIO REPAIR..	205.15	210.24	500.00	500.00	0.00	0.00	0.00	0.00	0.00
A.1490.46900									
MISCELLANEOUS & TRAVEL..	416.61	203.46	1,000.00	1,000.00	324.75	750.00	750.00	750.00	750.00
Total Group 4									
CONTRACTUAL EXPENSE	12,445.65	10,326.07	14,000.00	15,618.86	6,525.15	13,250.00	13,250.00	13,250.00	13,250.00
Total Dept 1490									
DEPARTMENT OF PUBLIC WORKS	848,052.35	874,232.26	897,100.00	920,518.86	845,013.44	1,062,150.00	1,062,150.00	1,062,150.00	1,062,150.00

TOWN OF ISLIP

Budget Preparation Publication

Fiscal Year: 2017 Period From: 1 To: 12

Account Description	2014 Actual	2015 Actual	Original 2016 Budget	Adjusted 2016 Budget	2016 Actual	2017 COMP MTGS Stage	2017 TENT BUD Stage	2017 PREL BUD Stage	2017 FINAL BUD Stage
Fund A									
Type E									
Dept 1620									
Group 1									
GENERAL FUND									
Expense									
CUSTODIAL BUREAU									
PERSONAL SERVICES									
A.1620.15300									
CUSTODIAL WORKER III	61,879.20	63,424.00	63,200.00	63,200.00	56,135.43	66,400.00	66,400.00	66,400.00	66,400.00
A.1620.15320									
CUSTODIAL WORKER I	274,764.55	289,285.27	323,100.00	323,100.00	278,179.66	376,400.00	376,400.00	376,400.00	376,400.00
A.1620.15321									
CUSTODIAL WORKER II	91,309.38	103,341.92	103,000.00	103,000.00	91,545.47	108,200.00	108,200.00	108,200.00	108,200.00
A.1620.19600									
NIGHT DIFFERENTIAL	11,761.78	12,565.43	14,000.00	14,830.00	12,010.88	20,000.00	20,000.00	20,000.00	20,000.00
A.1620.19650									
OVERTIME	2,993.15	4,979.83	7,000.00	7,000.00	4,844.55	5,000.00	5,000.00	5,000.00	5,000.00
A.1620.19655									
OUT OF CLASSIFICATION	2,773.11	38.88	3,000.00	3,000.00	0.00	500.00	500.00	500.00	500.00
A.1620.19990									
PART TIME REGULAR	50,709.50	62,704.00	70,000.00	97,000.00	75,110.00	110,000.00	110,000.00	110,000.00	110,000.00
A.1620.19991									
PART TIME SUMMER	27,063.00	32,164.00	30,000.00	2,170.00	2,170.00	0.00	0.00	0.00	0.00
Total Group 1									
PERSONAL SERVICES	523,253.67	568,503.33	613,300.00	613,300.00	519,995.99	686,500.00	686,500.00	686,500.00	686,500.00
Group 2									
EQUIPMENT & CAPITAL OUTLAY									
A.1620.22650									
CUSTODIAL EQUIPMENT..	7,885.21	2,208.72	5,000.00	5,000.00	1,311.00	4,000.00	4,000.00	4,000.00	4,000.00
Total Group 2									
EQUIPMENT & CAPITAL OUTLAY	7,885.21	2,208.72	5,000.00	5,000.00	1,311.00	4,000.00	4,000.00	4,000.00	4,000.00
Group 4									
CONTRACTUAL EXPENSE									
A.1620.41110									
LIGHT BULBS..	3,166.07	2,338.36	2,700.00	3,094.20	1,496.10	2,700.00	2,700.00	2,700.00	2,700.00
A.1620.41500									
CUSTODIAL SUPPLIES..	107,314.53	76,730.83	90,000.00	93,867.94	52,609.40	80,000.00	80,000.00	80,000.00	80,000.00
A.1620.44120									
EQUIPMENT REPAIR..	0.00	0.00	0.00	2,200.00	159.46	0.00	0.00	0.00	0.00
A.1620.44168									
UNIFORMS	0.00	0.00	600.00	600.00	242.80	0.00	0.00	0.00	0.00

Date Prepared: 11/23/2016 02:29 PM

Report Date: 11/23/2016

Account Table:

Alt. Sort Table:

TOWN OF ISLIP

Budget Preparation Publication

Fiscal Year: 2017 Period From: 1 To: 12

BUD4050 1.0

Page 40 of 305

Prepared By: JLUDWIG

Account Description	2014 Actual	2015 Actual	Original 2016 Budget	Adjusted 2016 Budget	2016 Actual	2017 COMP MTGS Stage	2017 TENT BUD Stage	2017 PREL BUD Stage	2017 FINAL BUD Stage
Fund A									
Type E									
Dept 1620									
Group 4									
GENERAL FUND									
Expense									
CUSTODIAL BUREAU									
CONTRACTUAL EXPENSE									
A.1620.44300									
SERVICE CONTRACTS..	8,546.26	21,023.33	40,000.00	38,800.00	13,385.48	25,000.00	25,000.00	25,000.00	25,000.00
A.1620.46055									
FLAGS..	2,189.52	3,330.02	5,000.00	5,000.00	3,891.83	4,000.00	4,000.00	4,000.00	4,000.00
A.1620.46900									
MISCELLANEOUS & TRAVEL..	714.57	256.45	1,500.00	1,500.00	0.00	500.00	500.00	500.00	500.00
Total Group 4									
CONTRACTUAL EXPENSE	121,930.95	103,678.99	139,800.00	145,062.14	71,785.07	112,200.00	112,200.00	112,200.00	112,200.00
Total Dept 1620									
CUSTODIAL BUREAU	653,069.83	674,391.04	758,100.00	763,362.14	593,092.06	802,700.00	802,700.00	802,700.00	802,700.00

TOWN OF ISLIP

Budget Preparation Publication

Fiscal Year: 2017 Period From: 1 To: 12

Account Description	2014 Actual	2015 Actual	Original 2016 Budget	Adjusted 2016 Budget	2016 Actual	2017 COMP MTGS Stage	2017 TENT BUD Stage	2017 PREL BUD Stage	2017 FINAL BUD Stage
Fund A									
Type E									
Dept 1630									
Group 4									
GENERAL FUND									
Expense									
MAINTENANCE BUREAU									
CONTRACTUAL EXPENSE									
A.1630.41100									
ELECTRICAL SUPPLIES..	25,132.38	25,141.24	30,000.00	12,429.90	6,751.02	25,000.00	25,000.00	25,000.00	25,000.00
A.1630.41150									
PLUMBING SUPPLIES..	18,462.22	26,382.34	25,000.00	9,911.15	8,576.51	25,000.00	25,000.00	25,000.00	25,000.00
A.1630.41300									
SMALL TOOLS & EQUIPMENT	5,375.78	10,013.46	5,000.00	5,107.22	4,330.23	6,500.00	6,500.00	6,500.00	6,500.00
A.1630.41400									
PAINT & SUPPLIES..	8,816.14	11,091.07	17,000.00	11,000.00	9,503.84	13,000.00	13,000.00	13,000.00	13,000.00
A.1630.41800									
LUMBER..	15,974.54	19,478.33	20,000.00	26,202.40	24,722.40	25,000.00	25,000.00	25,000.00	25,000.00
A.1630.41810									
HARDWARE..	8,263.18	12,967.07	10,000.00	10,500.00	10,186.90	10,000.00	10,000.00	10,000.00	10,000.00
A.1630.41830									
CEMENT & SUPPLIES..	492.60	134.21	2,000.00	2,000.00	12.40	1,000.00	1,000.00	1,000.00	1,000.00
A.1630.41960									
FENCING..	2,030.71	5,888.53	8,000.00	8,000.00	5,051.93	10,000.00	10,000.00	10,000.00	10,000.00
A.1630.44110									
PROPERTY REPAIR..	371,288.77	115,460.49	200,000.00	170,594.20	128,595.19	175,000.00	175,000.00	175,000.00	175,000.00
A.1630.44122									
EMERG.GENERATOR SERV.CONTRACT	0.00	0.00	1,700.00	1,700.00	680.00	1,700.00	1,700.00	1,700.00	1,700.00
A.1630.44168									
UNIFORMS	0.00	0.00	600.00	600.00	0.00	0.00	0.00	0.00	0.00
A.1630.44300									
SERVICE CONTRACTS..	111,197.10	161,845.09	115,000.00	188,742.82	171,717.06	200,000.00	200,000.00	200,000.00	200,000.00
A.1630.45000									
OUTSIDE PROFESSIONAL	0.00	5,654.23	0.00	1,775.77	289.77	0.00	0.00	0.00	0.00
A.1630.46900									
MISCELLANEOUS & TRAVEL..	499.96	3,902.17	1,500.00	1,500.00	332.71	1,500.00	1,500.00	1,500.00	1,500.00
Total Group 4									
CONTRACTUAL EXPENSE	567,533.38	397,958.23	435,800.00	450,063.46	370,749.96	493,700.00	493,700.00	493,700.00	493,700.00
Total Dept 1630									
MAINTENANCE BUREAU	1,452,437.96	1,300,670.98	1,416,450.00	1,430,713.46	1,176,989.57	1,505,025.00	1,505,025.00	1,505,025.00	1,505,025.00

Date Prepared: 11/23/2016 02:29 PM

Report Date: 11/23/2016

Account Table:

Alt. Sort Table:

TOWN OF ISLIP

Budget Preparation Publication

Fiscal Year: 2017 Period From: 1 To: 12

BUD4050 1.0

Page 43 of 305

Prepared By: JLU DWIG

Account Description	2014 Actual	2015 Actual	Original 2016 Budget	Adjusted 2016 Budget	2016 Actual	2017 COMP MTGS Stage	2017 TENT BUD Stage	2017 PREL BUD Stage	2017 FINAL BUD Stage
Fund A									
Type E									
Dept 1640									
Group 1									
GENERAL FUND									
Expense									
VEHICLE MAINTENANCE									
PERSONAL SERVICES									
A.1640.15181									
AUTOMOTIVE MECHANIC I	184,562.85	155,012.57	171,850.00	155,950.00	137,005.31	188,675.00	188,675.00	188,675.00	188,675.00
A.1640.15190									
AUTOMOTIVE MECHANIC II	107,275.40	109,935.59	109,600.00	109,600.00	97,317.59	115,200.00	115,200.00	115,200.00	115,200.00
A.1640.15192									
AUTOMOTIVE MECHANIC III	171,576.00	175,855.61	175,200.00	175,200.00	155,644.63	184,200.00	184,200.00	184,200.00	184,200.00
A.1640.15193									
AUTOMOTIVE MECHANIC IV	66,110.09	67,760.57	67,600.00	67,600.00	59,973.74	71,000.00	71,000.00	71,000.00	71,000.00
A.1640.15210									
AUTOMOTIVE PARTS CLERK	54,052.50	55,402.26	55,200.00	55,200.00	48,931.24	57,500.00	57,500.00	57,500.00	57,500.00
A.1640.15660									
LABORER	7,612.19	35,646.47	45,550.00	61,450.00	54,356.04	73,300.00	73,300.00	73,300.00	73,300.00
A.1640.19650									
OVERTIME	66,385.02	72,797.87	75,000.00	75,000.00	38,820.67	40,000.00	40,000.00	40,000.00	40,000.00
A.1640.19655									
OUT OF CLASSIFICATION	12,571.89	16,745.11	15,000.00	22,000.00	16,799.29	18,000.00	18,000.00	18,000.00	18,000.00
A.1640.19990									
PART TIME REGULAR	17,970.00	16,240.00	22,500.00	30,500.00	24,160.00	35,000.00	35,000.00	35,000.00	35,000.00
A.1640.19991									
PART TIME SUMMER	13,040.00	8,160.00	15,000.00	0.00	0.00	0.00	0.00	0.00	0.00
Total Group 1									
PERSONAL SERVICES	701,155.94	713,556.05	752,500.00	752,500.00	633,008.51	782,875.00	782,875.00	782,875.00	782,875.00
Group 2									
EQUIPMENT & CAPITAL OUTLAY									
A.1640.22550									
SHOP EQUIPMENT..	2,390.08	0.00	5,000.00	0.00	0.00	5,000.00	5,000.00	5,000.00	5,000.00
Total Group 2									
EQUIPMENT & CAPITAL OUTLAY	2,390.08	0.00	5,000.00	0.00	0.00	5,000.00	5,000.00	5,000.00	5,000.00
Group 4									
CONTRACTUAL EXPENSE									
A.1640.41000									
OFFICE SUPPLIES..	89.97	0.00	0.00	0.00	0.00	0.00	0.00	0.00	0.00
A.1640.41200									
GAS & OIL..	466,946.64	292,207.61	475,000.00	475,000.00	116,538.18	298,000.00	298,000.00	298,000.00	298,000.00

Date Prepared: 11/23/2016 02:29 PM

Report Date: 11/23/2016

Account Table:

Alt. Sort Table:

TOWN OF ISLIP

Budget Preparation Publication

Fiscal Year: 2017 Period From: 1 To: 12

BUD4050 1.0

Page 44 of 305

Prepared By: JLU DWIG

Account Description	2014 Actual	2015 Actual	Original 2016 Budget	Adjusted 2016 Budget	2016 Actual	2017 COMP MTGS Stage	2017 TENT BUD Stage	2017 PREL BUD Stage	2017 FINAL BUD Stage
Fund A									
Type E									
Dept 1640									
Group 4									
GENERAL FUND									
Expense									
VEHICLE MAINTENANCE									
CONTRACTUAL EXPENSE									
A.1640.41210									
DIESEL FUEL..	142,115.83	110,259.05	215,000.00	115,000.00	37,215.91	150,000.00	150,000.00	150,000.00	150,000.00
A.1640.41220									
MOTOR VEHICLE SUPPLIES..	221,234.55	232,518.89	225,000.00	293,444.31	250,042.63	250,000.00	250,000.00	250,000.00	250,000.00
A.1640.41270									
TIRES/REPAIR/SUPPLIES..	40,982.88	41,233.64	50,000.00	55,000.00	53,254.63	55,000.00	55,000.00	55,000.00	55,000.00
A.1640.41300									
SMALL TOOLS & EQUIPMENT	939.53	6,149.62	5,000.00	4,700.00	2,007.40	6,000.00	6,000.00	6,000.00	6,000.00
A.1640.44119									
MOTOR VEHICLE REPAIR	0.00	0.00	0.00	0.00	0.00	140,000.00	140,000.00	140,000.00	140,000.00
A.1640.44120									
EQUIPMENT REPAIR..	94,850.37	64,291.92	130,000.00	164,792.85	131,102.88	0.00	0.00	0.00	0.00
A.1640.44168									
UNIFORMS	0.00	0.00	600.00	600.00	0.00	1,000.00	1,000.00	1,000.00	1,000.00
A.1640.46900									
MISCELLANEOUS & TRAVEL..	0.00	1,000.00	1,750.00	1,750.00	1,730.00	1,500.00	1,500.00	1,500.00	1,500.00
Total Group 4									
CONTRACTUAL EXPENSE	967,159.77	747,660.73	1,102,350.00	1,110,287.16	591,891.63	901,500.00	901,500.00	901,500.00	901,500.00
Total Dept 1640									
VEHICLE MAINTENANCE	1,670,705.79	1,461,216.78	1,859,850.00	1,862,787.16	1,224,900.14	1,689,375.00	1,689,375.00	1,689,375.00	1,689,375.00

TOWN OF ISLIP

BUD4050 1.0

Budget Preparation Publication

Page 45 of 305

Fiscal Year: 2017 Period From: 1 To: 12

Prepared By: JLUDWIG

Account Description	2014 Actual	2015 Actual	Original 2016 Budget	Adjusted 2016 Budget	2016 Actual	2017 COMP MTGS Stage	2017 TENT BUD Stage	2017 PREL BUD Stage	2017 FINAL BUD Stage
Fund A	GENERAL FUND								
Type E	Expense								
Dept 1650	MARINA AND DOCK MAINTENANCE								
Group 1	PERSONAL SERVICES								
A.1650.10705 DEPUTY TOWN COMMISSIONER OF PARKS	72,876.61	73,134.96	78,800.00	70,000.00	0.00	0.00	0.00	0.00	0.00
A.1650.10736 ASST TOWN PARKS MAINT DIR	55,903.98	65,249.96	65,000.00	69,800.00	60,538.27	75,000.00	75,000.00	75,000.00	70,000.00
A.1650.15660 LABORER	0.00	18,026.14	28,900.00	28,900.00	23,900.17	33,900.00	33,900.00	33,900.00	33,900.00
A.1650.15700 MAINTENANCE MECHANIC I	51,510.74	51,652.38	51,500.00	51,500.00	45,629.87	53,600.00	53,600.00	53,600.00	53,600.00
A.1650.15743 MAINTENANCE MECHANIC IV - ZONE	75,586.45	76,401.33	76,100.00	76,100.00	67,628.34	80,000.00	80,000.00	80,000.00	80,000.00
A.1650.16230 WATERWAYS MAINTENANCE MECHANIC II	251,872.33	253,551.88	252,800.00	252,800.00	224,422.84	265,000.00	265,000.00	265,000.00	265,000.00
A.1650.16240 WATERWAYS MAINTENANCE MECHANIC III	64,994.76	65,488.86	65,300.00	65,300.00	57,962.98	68,600.00	68,600.00	68,600.00	68,600.00
A.1650.19650 OVERTIME	18,391.38	23,841.44	25,000.00	25,000.00	18,002.18	5,000.00	5,000.00	5,000.00	5,000.00
A.1650.19655 OUT OF CLASSIFICATION	683.39	5,799.89	1,000.00	7,000.00	6,019.64	10,000.00	10,000.00	10,000.00	10,000.00
A.1650.19990 PART TIME REGULAR	24,907.50	11,850.00	30,000.00	0.00	0.00	10,000.00	10,000.00	10,000.00	10,000.00
A.1650.19991 PART TIME SUMMER	14,377.50	14,595.00	20,000.00	2,800.00	0.00	25,000.00	25,000.00	25,000.00	25,000.00
Total Group 1 PERSONAL SERVICES	631,104.64	659,591.84	694,400.00	649,200.00	504,104.29	626,100.00	626,100.00	626,100.00	621,100.00
Group 2	EQUIPMENT & CAPITAL OUTLAY								
A.1650.22500 OTHER EQUIPMENT..	0.00	6,979.70	0.00	4,498.55	4,498.55	0.00	0.00	0.00	0.00
Total Group 2 EQUIPMENT & CAPITAL OUTLAY	0.00	6,979.70	0.00	4,498.55	4,498.55	0.00	0.00	0.00	0.00
Group 4	CONTRACTUAL EXPENSE								

Date Prepared: 11/23/2016 02:29 PM

Report Date: 11/23/2016

Account Table:

Alt. Sort Table:

TOWN OF ISLIP

Budget Preparation Publication

Fiscal Year: 2017 Period From: 1 To: 12

BUD4050 1.0

Page 46 of 305

Prepared By: JLU DWIG

Account Description	2014 Actual	2015 Actual	Original 2016 Budget	Adjusted 2016 Budget	2016 Actual	2017 COMP MTGS Stage	2017 TENT BUD Stage	2017 PREL BUD Stage	2017 FINAL BUD Stage
Fund A									
Type E									
Dept 1650									
Group 4									
GENERAL FUND									
Expense									
MARINA AND DOCK MAINTENANCE									
CONTRACTUAL EXPENSE									
A.1650.41200									
GAS & OIL..	882.35	138.34	1,000.00	1,000.00	741.10	1,000.00	1,000.00	1,000.00	1,000.00
A.1650.41300									
SMALL TOOLS & EQUIPMENT	1,819.47	2,467.17	2,500.00	2,500.00	602.85	2,500.00	2,500.00	2,500.00	2,500.00
A.1650.41800									
LUMBER..	3,171.88	197.28	4,000.00	4,000.00	3,386.37	3,000.00	3,000.00	3,000.00	3,000.00
A.1650.41810									
HARDWARE..	3,056.43	4,532.14	5,000.00	5,409.02	3,912.72	3,000.00	3,000.00	3,000.00	3,000.00
A.1650.44110									
PROPERTY REPAIR..	13,983.34	13,642.09	20,000.00	23,096.73	7,099.17	15,000.00	15,000.00	15,000.00	15,000.00
A.1650.44120									
EQUIPMENT REPAIR..	36,445.24	11,338.19	30,000.00	30,000.00	19,264.72	30,000.00	30,000.00	30,000.00	30,000.00
A.1650.44174									
SAFETY & PROTECTIVE EQUIPMENT	0.00	0.00	1,000.00	1,000.00	0.00	0.00	0.00	0.00	0.00
Total Group 4									
CONTRACTUAL EXPENSE	59,358.71	32,315.21	63,500.00	67,005.75	35,006.93	54,500.00	54,500.00	54,500.00	54,500.00
Total Dept 1650									
MARINA AND DOCK MAINTENANCE	690,463.35	698,886.75	757,900.00	720,704.30	543,609.77	680,600.00	680,600.00	680,600.00	675,600.00

Account Table:

Budget Preparation Publication

Prepared By: JLUDWIG

Alt. Sort Table:

Fiscal Year: 2017 Period From: 1 To: 12

[illegible]

Date Prepared: 11/23/2016 02:29 PM

Report Date: 11/23/2016

Account Table:

Alt. Sort Table:

TOWN OF ISLIP

Budget Preparation Publication

Fiscal Year: 2017 Period From: 1 To: 12

BUD4050 1.0

Page 48 of 305

Prepared By: JLU DWIG

Account Description	2014 Actual	2015 Actual	Original 2016 Budget	Adjusted 2016 Budget	2016 Actual	2017 COMP MTGS Stage	2017 TENT BUD Stage	2017 PREL BUD Stage	2017 FINAL BUD Stage
Fund A									
Type E									
Dept 1670									
Group 4									
GENERAL FUND									
Expense									
CENTRAL SERVICES									
CONTRACTUAL EXPENSE									
A.1670.45020									
PARKING METER FEES	0.00	1,427.70	0.00	5,000.00	2,773.00	5,000.00	5,000.00	5,000.00	5,000.00
A.1670.45050									
AUDITING FEES..	339,458.50	342,600.00	350,000.00	286,043.11	272,000.00	300,000.00	300,000.00	300,000.00	300,000.00
A.1670.46350									
BOND ISSUE EXPENSE..	111,849.70	73,642.11	120,000.00	218,000.00	217,306.69	125,000.00	125,000.00	125,000.00	125,000.00
A.1670.46450									
MEMBERSHIPS..	1,950.00	1,950.00	1,950.00	1,950.00	1,950.00	2,000.00	2,000.00	2,000.00	2,000.00
A.1670.46900									
MISCELLANEOUS & TRAVEL..	0.00	649.49	0.00	20,000.00	5,000.00	0.00	0.00	0.00	0.00
A.1670.46904									
MEDIA SUBSCRIPTION..	1,679.13	1,734.82	2,000.00	2,000.00	1,911.20	2,000.00	2,000.00	2,000.00	2,000.00
A.1670.48155									
MSW..	221,686.82	196,296.20	200,000.00	200,000.00	140,068.05	200,000.00	200,000.00	200,000.00	200,000.00
Total Group 4									
CONTRACTUAL EXPENSE	4,877,041.94	4,264,207.23	4,748,700.00	4,747,910.46	3,401,704.53	4,657,774.00	4,657,774.00	4,657,774.00	4,657,774.00
Total Dept 1670									
CENTRAL SERVICES	4,877,041.94	4,264,207.23	4,748,700.00	4,747,910.46	3,401,704.53	4,657,774.00	4,657,774.00	4,657,774.00	4,657,774.00

[illegible]

Date Prepared: 11/23/2016 02:29 PM
Report Date: 11/23/2016
Account Table:
Alt. Sort Table:

TOWN OF ISLIP
Budget Preparation Publication
Fiscal Year: 2017 Period From: 1 To: 12

Account Description	2014 Actual	2015 Actual	Original 2016 Budget	Adjusted 2016 Budget	2016 Actual	2017 COMP MTGS Stage	2017 TENT BUD Stage	2017 PREL BUD Stage	2017 FINAL BUD Stage
Fund A	GENERAL FUND								
Type E	Expense								
Dept 1671	CENTRAL MAIL SERVICES								
	815,449.66	771,362.17	819,850.00	811,784.37	579,593.99	717,700.00	717,700.00	717,700.00	717,700.00

Prepared By: JLUDWIG

Fiscal Year: 2017 Period From: 1 To: 12

[illegible]

TOWN OF ISLIP

Budget Preparation Publication

Fiscal Year: 2017 Period From: 1 To: 12

Account Description	2014 Actual	2015 Actual	Original 2016 Budget	Adjusted 2016 Budget	2016 Actual	2017 COMP MTGS Stage	2017 TENT BUD Stage	2017 PREL BUD Stage	2017 FINAL BUD Stage
Fund A									
Type E									
Dept 1680									
Group 1									
GENERAL FUND									
Expense									
CENTRAL DATA PROCESSING									
PERSONAL SERVICES									
A.1680.19650									
OVERTIME	26,287.46	25,426.14	29,000.00	29,000.00	26,039.77	29,000.00	29,000.00	29,000.00	29,000.00
A.1680.19655									
OUT OF CLASSIFICATION	280.68	258.93	350.00	350.00	155.61	350.00	350.00	350.00	350.00
A.1680.19990									
PART TIME REGULAR	11,877.87	20,818.06	12,000.00	9,200.00	3,940.00	19,640.00	19,640.00	19,640.00	19,640.00
A.1680.19991									
PART TIME SUMMER	6,490.00	7,516.25	9,000.00	9,000.00	1,831.25	0.00	0.00	0.00	0.00
Total Group 1									
PERSONAL SERVICES	1,209,362.35	1,123,314.39	1,191,500.00	1,195,300.00	1,015,024.59	1,252,090.00	1,252,090.00	1,252,090.00	1,252,090.00
Group 2									
EQUIPMENT & CAPITAL OUTLAY									
A.1680.22100									
FURNITURE & FIXTURES..	679.00	0.00	0.00	0.00	0.00	0.00	0.00	0.00	0.00
A.1680.22200									
OFFICE EQUIPMENT..	0.00	743.00	0.00	0.00	0.00	0.00	0.00	0.00	0.00
Total Group 2									
EQUIPMENT & CAPITAL OUTLAY	679.00	743.00	0.00	0.00	0.00	0.00	0.00	0.00	0.00
Group 4									
CONTRACTUAL EXPENSE									
A.1680.41000									
OFFICE SUPPLIES..	6,246.53	6,227.60	5,500.00	10,632.80	10,069.17	11,500.00	11,500.00	11,500.00	11,500.00
A.1680.41002									
YR END EXPENSES..	5,430.22	4,996.17	7,600.00	12,914.34	5,314.34	7,600.00	7,600.00	7,600.00	7,600.00
A.1680.41010									
E D P SUPPLIES..	138,710.31	177,334.47	130,000.00	150,648.33	123,599.76	154,000.00	154,000.00	154,000.00	154,000.00
A.1680.41050									
PROGRAM PRODUCTS..	64,661.42	140,476.35	130,000.00	125,666.47	83,521.52	145,000.00	145,000.00	145,000.00	145,000.00
A.1680.41052									
ANNUAL MAINTENANCE / SUPPORT	556,770.12	641,886.36	697,000.00	756,650.25	452,354.15	742,500.00	742,500.00	742,500.00	742,500.00
A.1680.44100									
OFFICE EQUIPMENT - REPAIR..	0.00	1,788.00	0.00	0.00	0.00	1,800.00	1,800.00	1,800.00	1,800.00
A.1680.44300									
SERVICE CONTRACTS..	96,348.09	53,400.00	200,000.00	193,200.00	44,260.03	115,000.00	115,000.00	115,000.00	115,000.00

Date Prepared: 11/23/2016 02:29 PM

Report Date: 11/23/2016

Account Table:

Alt. Sort Table:

TOWN OF ISLIP

Budget Preparation Publication

Fiscal Year: 2017 Period From: 1 To: 12

BUD4050 1.0

Page 53 of 305

Prepared By: JLUDWIG

Account Description	2014 Actual	2015 Actual	Original 2016 Budget	Adjusted 2016 Budget	2016 Actual	2017 COMP MTGS Stage	2017 TENT BUD Stage	2017 PREL BUD Stage	2017 FINAL BUD Stage
Fund A									
Type E									
Dept 1680									
Group 4									
A.1680.46900									
MISCELLANEOUS & TRAVEL..	1,333.57	2,044.94	1,500.00	2,301.81	2,250.64	2,000.00	2,000.00	2,000.00	2,000.00
Total Group 4									
CONTRACTUAL EXPENSE	869,500.26	1,028,153.89	1,171,600.00	1,252,014.00	721,369.61	1,179,400.00	1,179,400.00	1,179,400.00	1,179,400.00
Total Dept 1680									
CENTRAL DATA PROCESSING	2,079,541.61	2,152,211.28	2,363,100.00	2,447,314.00	1,736,394.20	2,431,490.00	2,431,490.00	2,431,490.00	2,431,490.00

Date Prepared: 11/23/2016 02:29 PM

Report Date: 11/23/2016

Account Table:

Alt. Sort Table:

TOWN OF ISLIP

Budget Preparation Publication

Fiscal Year: 2017 Period From: 1 To: 12

BUD4050 1.0

Page 54 of 305

Prepared By: JLUDWIG

Account Description	2014 Actual	2015 Actual	Original 2016 Budget	Adjusted 2016 Budget	2016 Actual	2017 COMP MTGS Stage	2017 TENT BUD Stage	2017 PREL BUD Stage	2017 FINAL BUD Stage
Fund A									
Type E									
Dept 1980									
Group 4									
A.1980.41234									
MTA PAYROLL TAX	104,667.14	108,455.78	118,000.00	118,000.00	97,444.63	120,600.00	120,600.00	120,600.00	120,600.00
Total Group 4									
CONTRACTUAL EXPENSE	104,667.14	108,455.78	118,000.00	118,000.00	97,444.63	120,600.00	120,600.00	120,600.00	120,600.00
Total Dept 1980									
MTA PAYROLL TAX	104,667.14	108,455.78	118,000.00	118,000.00	97,444.63	120,600.00	120,600.00	120,600.00	120,600.00

Date Prepared: 11/23/2016 02:29 PM

Report Date: 11/23/2016

Account Table:

Alt. Sort Table:

TOWN OF ISLIP

Budget Preparation Publication

Fiscal Year: 2017 Period From: 1 To: 12

BUD4050 1.0

Page 55 of 305

Prepared By: JLUDWIG

Account Description	2014 Actual	2015 Actual	Original 2016 Budget	Adjusted 2016 Budget	2016 Actual	2017 COMP MTGS Stage	2017 TENT BUD Stage	2017 PREL BUD Stage	2017 FINAL BUD Stage
Fund A									
Type E									
Dept 1990									
Group 4									
A.1990.45960									
KEEP ISLIP CLEAN (KIC)	65,000.00	65,000.00	65,000.00	65,000.00	65,000.00	0.00	0.00	0.00	0.00
A.1990.46050									
VETS ORGANIZ.ROOM MAINT...	3,494.08	3,500.00	4,000.00	4,000.00	3,000.00	4,000.00	4,000.00	4,000.00	4,000.00
A.1990.46060									
VETERAN CELEBRATIONS	1,850.00	2,425.00	2,050.00	2,050.00	1,524.17	2,050.00	2,050.00	2,050.00	2,050.00
A.1990.46500									
CLAIMS & JUDGEMENTS..	18,060.00	0.00	0.00	0.00	0.00	0.00	0.00	0.00	0.00
A.1990.46600									
TAX ON TOWN LAND..	0.00	419.10	500.00	11,002.71	10,502.71	500.00	500.00	500.00	500.00
Total Group 4									
CONTRACTUAL EXPENSE	88,404.08	71,344.10	71,550.00	82,052.71	80,026.88	6,550.00	6,550.00	6,550.00	6,550.00
Total Dept 1990									
SPECIAL ITEMS	88,404.08	71,344.10	71,550.00	82,052.71	80,026.88	6,550.00	6,550.00	6,550.00	6,550.00

Account Table:

Budget Preparation Publication

Prepared By: JLUDWIG

Alt. Sort Table:

Fiscal Year: 2017 Period From: 1 To: 12

[illegible]

Date Prepared: 11/23/2016 02:29 PM

Report Date: 11/23/2016

Account Table:

Alt. Sort Table:

TOWN OF ISLIP

Budget Preparation Publication

BUD4050 1.0

Page 57 of 305

Prepared By: JLU DWIG

Fiscal Year: 2017 Period From: 1 To: 12

Account Description	2014 Actual	2015 Actual	Original 2016 Budget	Adjusted 2016 Budget	2016 Actual	2017 COMP MTGS Stage	2017 TENT BUD Stage	2017 PREL BUD Stage	2017 FINAL BUD Stage
Fund A									
Type E									
Dept 3010									
Group 1									
GENERAL FUND									
Expense									
PUBLIC SAFETY ENFORCEMENT									
PERSONAL SERVICES									
A.3010.19650									
OVERTIME	469,058.82	447,122.72	275,000.00	327,000.10	293,629.50	300,000.00	300,000.00	300,000.00	300,000.00
A.3010.19655									
OUT OF CLASSIFICATION	5,062.58	2,899.39	2,000.00	10,000.00	6,161.38	2,000.00	2,000.00	2,000.00	2,000.00
A.3010.19990									
PART TIME REGULAR	129,058.86	147,859.00	110,000.00	222,000.00	189,004.25	230,000.00	230,000.00	230,000.00	230,000.00
A.3010.19991									
PART TIME SUMMER	148,738.25	113,701.75	40,000.00	40,000.00	19,268.50	0.00	0.00	0.00	0.00
A.3010.19992									
PART TIME SUMMER - MARINA GUARDS	228,881.50	306,629.00	330,000.00	334,500.00	334,023.00	335,000.00	335,000.00	335,000.00	335,000.00
Total Group 1									
PERSONAL SERVICES	2,481,895.44	2,554,827.18	2,474,949.00	2,577,452.37	2,336,922.36	2,617,313.00	2,617,313.00	2,617,313.00	2,654,013.00
Group 2									
EQUIPMENT & CAPITAL OUTLAY									
A.3010.22500									
OTHER EQUIPMENT..	558.00	0.00	0.00	0.00	0.00	0.00	0.00	0.00	0.00
A.3010.22540									
PORTABLE EQUIPMENT..	534.00	0.00	0.00	0.00	0.00	0.00	0.00	0.00	0.00
Total Group 2									
EQUIPMENT & CAPITAL OUTLAY	1,092.00	0.00	0.00	0.00	0.00	0.00	0.00	0.00	0.00
Group 4									
CONTRACTUAL EXPENSE									
A.3010.41000									
OFFICE SUPPLIES..	5,570.61	2,841.28	5,000.00	5,593.70	2,162.10	4,000.00	4,000.00	4,000.00	4,000.00
A.3010.41052									
ANNUAL MAINTENANCE/SUPPORT	0.00	88,936.50	100,000.00	118,416.00	55,186.00	100,000.00	100,000.00	100,000.00	100,000.00
A.3010.41220									
MOTOR VEHICLE SUPPLIES..	2,822.45	6,887.19	4,000.00	4,225.00	2,430.92	4,000.00	4,000.00	4,000.00	4,000.00
A.3010.44000									
PRINTING..	2,359.50	3,006.00	3,000.00	3,000.00	2,779.00	3,000.00	3,000.00	3,000.00	3,000.00
A.3010.44040									
PRINTING & ADVERTISING..	0.00	1,944.88	2,000.00	2,000.00	1,407.70	1,000.00	1,000.00	1,000.00	1,000.00
A.3010.44072									
PARK RANGER SUPPLIES..	0.00	0.00	0.00	0.00	0.00	8,000.00	8,000.00	8,000.00	8,000.00

Date Prepared: 11/23/2016 02:29 PM

Report Date: 11/23/2016

Account Table:

Alt. Sort Table:

TOWN OF ISLIP

Budget Preparation Publication

BUD4050 1.0

Page 58 of 305

Prepared By: JLU DWIG

Fiscal Year: 2017 Period From: 1 To: 12

Account Description	2014 Actual	2015 Actual	Original 2016 Budget	Adjusted 2016 Budget	2016 Actual	2017 COMP MTGS Stage	2017 TENT BUD Stage	2017 PREL BUD Stage	2017 FINAL BUD Stage
Fund A									
Type E									
Dept 3010									
Group 4									
GENERAL FUND									
Expense									
PUBLIC SAFETY ENFORCEMENT									
CONTRACTUAL EXPENSE									
A.3010.44110									
PROPERTY REPAIR	0.00	0.00	2,000.00	2,000.00	997.00	1,000.00	1,000.00	1,000.00	1,000.00
A.3010.44120									
EQUIPMENT REPAIR..	68.00	11,520.63	20,000.00	20,400.00	3,465.81	10,000.00	10,000.00	10,000.00	10,000.00
A.3010.44121									
RADIO REPAIR..	7,087.48	13,951.63	15,000.00	15,511.69	7,579.09	25,000.00	25,000.00	25,000.00	25,000.00
A.3010.44122									
EMERG.GENERATOR SERV.CONTRACT..	680.00	1,232.91	0.00	0.00	0.00	0.00	0.00	0.00	0.00
A.3010.44168									
UNIFORMS..	25,201.46	24,374.44	35,000.00	35,674.01	14,929.28	25,000.00	25,000.00	25,000.00	25,000.00
A.3010.44169									
UNIFORMS -MARINA GUARDS	1,000.00	2,008.19	2,100.00	2,100.00	1,195.19	1,500.00	1,500.00	1,500.00	1,500.00
A.3010.44200									
ABANDONED VEHICLES	38,062.50	33,306.00	45,000.00	49,763.00	33,354.00	45,000.00	45,000.00	45,000.00	45,000.00
A.3010.44300									
SERVICE CONTRACTS..	73,040.51	68,679.48	75,000.00	80,363.16	56,022.16	75,000.00	75,000.00	75,000.00	75,000.00
A.3010.45006									
OUTSIDE PROFESSIONAL..	52,881.50	60,949.00	95,000.00	96,213.50	55,471.50	85,000.00	85,000.00	85,000.00	85,000.00
A.3010.45350									
EDUCATION & SEMINARS	3,450.80	2,452.62	5,000.00	5,000.00	250.00	5,000.00	5,000.00	5,000.00	5,000.00
A.3010.46900									
MISCELLANEOUS & TRAVEL..	11,983.67	2,760.47	10,000.00	10,000.00	6,657.76	5,000.00	5,000.00	5,000.00	5,000.00
Total Group 4									
CONTRACTUAL EXPENSE	224,208.48	324,851.22	418,100.00	450,260.06	243,887.51	397,500.00	397,500.00	397,500.00	397,500.00
Total Dept 3010									
PUBLIC SAFETY ENFORCEMENT	2,707,195.92	2,879,678.40	2,893,049.00	3,027,712.43	2,580,809.87	3,014,813.00	3,014,813.00	3,014,813.00	3,051,513.00

Date Prepared: 11/23/2016 02:29 PM

Report Date: 11/23/2016

Account Table:

Alt. Sort Table:

TOWN OF ISLIP

Budget Preparation Publication

Fiscal Year: 2017 Period From: 1 To: 12

BUD4050 1.0

Page 59 of 305

Prepared By: JLUDWIG

Account Description	2014 Actual	2015 Actual	Original 2016 Budget	Adjusted 2016 Budget	2016 Actual	2017 COMP MTGS Stage	2017 TENT BUD Stage	2017 PREL BUD Stage	2017 FINAL BUD Stage
Fund A									
Type E									
Dept 3120									
Group 1									
A.3120.10179									
EXECUTIVE ASSIST.TO T.A.	37,503.36	43,038.93	43,200.00	49,700.00	43,036.91	50,000.00	50,000.00	50,000.00	50,000.00
A.3120.10180									
ASSISTANT TOWN ATTORNEY	132,378.81	210,496.83	241,000.00	246,700.00	214,326.19	247,000.00	247,000.00	247,000.00	247,000.00
A.3120.11880									
LEGAL SECRETARY	39,109.37	35,766.46	84,100.00	44,100.00	35,402.90	91,800.00	91,800.00	91,800.00	91,800.00
A.3120.12660									
SENIOR CLERK TYPIST	41,589.98	44,764.49	46,100.00	46,100.00	40,802.04	47,900.00	47,900.00	47,900.00	47,900.00
A.3120.19990									
PART TIME REGULAR	2,215.00	925.00	3,000.00	43,000.00	36,590.00	77,000.00	77,000.00	77,000.00	77,000.00
A.3120.19991									
PART TIME SUMMER	2,270.00	292.50	2,000.00	2,000.00	0.00	0.00	0.00	0.00	0.00
Total Group 1									
PERSONAL SERVICES	255,066.52	335,284.21	419,400.00	431,600.00	370,158.04	513,700.00	513,700.00	513,700.00	513,700.00
Group 4									
CONTRACTUAL EXPENSE									
A.3120.44040									
PRINTING & ADVERTISING..	565.20	0.00	700.00	700.00	0.00	0.00	0.00	0.00	0.00
Total Group 4									
CONTRACTUAL EXPENSE	565.20	0.00	700.00	700.00	0.00	0.00	0.00	0.00	0.00
Total Dept 3120									
LAW ENFORCEMENT OFFICE	255,631.72	335,284.21	420,100.00	432,300.00	370,158.04	513,700.00	513,700.00	513,700.00	513,700.00

TOWN OF ISLIP

Budget Preparation Publication

Fiscal Year: 2017 Period From: 1 To: 12

Account Description	2014 Actual	2015 Actual	Original 2016 Budget	Adjusted 2016 Budget	2016 Actual	2017 COMP MTGS Stage	2017 TENT BUD Stage	2017 PREL BUD Stage	2017 FINAL BUD Stage
Fund A									
Type E									
Dept 3121									
Group 1									
GENERAL FUND									
Expense									
CODE ENFORCEMENT									
PERSONAL SERVICES									
A.3121.11000									
ACCOUNT CLERK	32,091.82	35,074.38	36,700.00	36,700.00	32,525.92	0.00	0.00	0.00	0.00
A.3121.11040									
ADMINISTRATIVE ASSISTANT	13,493.00	0.00	0.00	0.00	0.00	0.00	0.00	0.00	0.00
A.3121.11296									
CHIEF FIRE MARSHAL	76,234.36	86,935.47	84,200.00	120,997.91	91,632.32	0.00	0.00	0.00	0.00
A.3121.11297									
ASSISTANT CHIEF FIRE MARSHAL	68,696.55	76,737.00	80,300.00	63,290.88	63,290.88	0.00	0.00	0.00	0.00
A.3121.11360									
CLERK TYPIST	36,757.59	61,943.17	77,900.00	77,900.00	62,687.49	58,600.00	58,600.00	58,600.00	58,600.00
A.3121.11740									
FIRE MARSHALL I	431,654.98	613,992.81	671,050.00	671,050.00	551,372.64	0.00	0.00	0.00	0.00
A.3121.11746									
FIRE MARSHALL II	62,771.42	70,498.10	73,900.00	90,909.12	72,682.05	0.00	0.00	0.00	0.00
A.3121.12120									
PRINCIPAL CLERK	55,714.90	57,106.78	56,900.00	56,900.00	50,543.91	0.00	0.00	0.00	0.00
A.3121.12640									
SENIOR CLERK	37,273.46	14,246.71	0.00	0.00	0.00	0.00	0.00	0.00	0.00
A.3121.12660									
SENIOR CLERK TYPIST	43,672.43	46,198.00	46,100.00	46,100.00	40,802.01	47,900.00	47,900.00	47,900.00	47,900.00
A.3121.16085									
INVESTIGATORS	515,175.62	525,125.34	707,600.00	707,600.00	553,727.61	744,525.00	744,525.00	744,525.00	744,525.00
A.3121.16086									
SENIOR INVESTIGATOR	138,368.79	133,988.61	130,600.00	130,600.00	115,536.34	135,800.00	135,800.00	135,800.00	135,800.00
A.3121.16087									
CHIEF TOWN INVESTIGATOR	74,433.72	76,346.45	76,100.00	76,100.00	67,429.37	79,200.00	79,200.00	79,200.00	79,200.00
A.3121.16088									
PRINCIPAL TOWN INVESTIGATOR	0.00	64,645.23	67,600.00	67,600.00	59,847.02	70,300.00	70,300.00	70,300.00	70,300.00
A.3121.19600									
NIGHT DIFFERENTIAL	16,478.71	15,451.98	30,000.00	30,000.00	10,197.27	5,000.00	5,000.00	5,000.00	5,000.00
A.3121.19650									
OVERTIME	204,028.01	194,902.85	210,000.00	210,000.00	159,117.87	45,000.00	45,000.00	45,000.00	45,000.00
A.3121.19655									
OUT OF CLASSIFICATION	3.39	0.00	1,000.00	1,000.00	0.00	0.00	0.00	0.00	0.00
A.3121.19990									
PART TIME REGULAR	171,060.00	116,893.50	125,000.00	126,588.13	116,944.63	55,000.00	55,000.00	55,000.00	55,000.00

Date Prepared: 11/23/2016 02:29 PM
Report Date: 11/23/2016
Account Table:
Alt. Sort Table:

TOWN OF ISLIP
Budget Preparation Publication

Fiscal Year: 2017 Period From: 1 To: 12

Account Description	2014 Actual	2015 Actual	Original 2016 Budget	Adjusted 2016 Budget	2016 Actual	2017 COMP MTGS Stage	2017 TENT BUD Stage	2017 PREL BUD Stage	2017 FINAL BUD Stage
Fund A	GENERAL FUND								
Type E	Expense								
Dept 3121	CODE ENFORCEMENT								
Group 4	CONTRACTUAL EXPENSE								
CONTRACTUAL EXPENSE	35,315.11	35,401.56	88,250.00	96,122.55	33,136.76	13,750.00	13,750.00	13,750.00	13,750.00
Total Dept 3121									
CODE ENFORCEMENT	2,118,856.36	2,286,520.36	2,613,200.00	2,661,827.99	2,081,474.09	1,255,075.00	1,255,075.00	1,255,075.00	1,255,075.00

Date Prepared: 11/23/2016 02:29 PM

Report Date: 11/23/2016

Account Table:

Alt. Sort Table:

TOWN OF ISLIP

Budget Preparation Publication

BUD4050 1.0

Page 63 of 305

Prepared By: JLU DWIG

Fiscal Year: 2017 Period From: 1 To: 12

Account Description	2014 Actual	2015 Actual	Original 2016 Budget	Adjusted 2016 Budget	2016 Actual	2017 COMP MTGS Stage	2017 TENT BUD Stage	2017 PREL BUD Stage	2017 FINAL BUD Stage
Fund A									
Type E									
Dept 3310									
Group 1									
GENERAL FUND									
Expense									
TRAFFIC SAFETY OFFICE									
PERSONAL SERVICES									
A.3310.11019									
PUBLIC WORKS PROJECT SUPERVISOR	75,900.31	77,797.01	77,500.00	77,500.00	77,856.69	82,700.00	82,700.00	82,700.00	82,700.00
A.3310.11020									
ADMINISTRATIVE AIDE	63,457.25	65,043.20	64,800.00	64,800.00	57,568.85	70,200.00	70,200.00	70,200.00	70,200.00
A.3310.11940									
NEIGHBORHOOD AIDE	29,199.84	39,426.44	42,000.00	42,000.00	37,172.48	45,800.00	45,800.00	45,800.00	45,800.00
A.3310.13005									
TRAFFIC ENGINEER I	0.00	0.00	0.00	0.00	0.00	37,125.00	37,125.00	37,125.00	37,125.00
A.3310.13006									
TRAFFIC ENGINEER II	0.00	0.00	0.00	25,645.28	17,732.24	64,600.00	64,600.00	64,600.00	64,600.00
A.3310.13007									
TRAFFIC ENGINEER III	46,914.26	60,125.36	62,900.00	37,254.72	37,254.72	0.00	0.00	0.00	0.00
A.3310.13021									
TRAFFIC TECHNICIAN III	63,457.23	65,043.20	64,800.00	64,800.00	66,568.83	69,300.00	69,300.00	69,300.00	69,300.00
A.3310.15700									
MAINTENANCE MECHANIC I	48,849.41	51,472.96	51,500.00	51,500.00	45,636.14	0.00	0.00	0.00	0.00
A.3310.15740									
MAINTENANCE MECHANIC III	53,953.81	57,495.59	58,400.00	58,400.00	8,418.69	45,600.00	45,600.00	45,600.00	45,600.00
A.3310.15741									
MAINT.MECHANIC IV	51,736.58	63,606.26	63,200.00	63,200.00	56,135.42	66,400.00	66,400.00	66,400.00	66,400.00
A.3310.15742									
MAINT.MECHANIC IV COORD.	66,110.02	67,744.31	67,600.00	67,600.00	59,973.71	71,000.00	71,000.00	71,000.00	71,000.00
A.3310.19650									
OVERTIME	27,982.90	29,087.13	37,500.00	37,500.00	20,223.77	24,000.00	24,000.00	24,000.00	24,000.00
A.3310.19655									
OUT OF CLASSIFICATION	2,285.51	7,231.99	7,500.00	7,500.00	6,318.06	10,000.00	10,000.00	10,000.00	10,000.00
A.3310.19990									
PART TIME REGULAR	16,232.00	16,725.00	30,000.00	30,000.00	19,290.00	30,000.00	30,000.00	30,000.00	30,000.00
A.3310.19991									
PART TIME SUMMER	7,650.00	7,867.50	20,000.00	20,000.00	0.00	0.00	0.00	0.00	0.00
Total Group 1									
PERSONAL SERVICES	553,729.12	608,665.95	647,700.00	647,700.00	510,149.60	616,725.00	616,725.00	616,725.00	616,725.00

Group 2**EQUIPMENT & CAPITAL OUTLAY**

A.3310.22550

Date Prepared: 11/23/2016 02:29 PM

Report Date: 11/23/2016

Account Table:

Alt. Sort Table:

TOWN OF ISLIP

Budget Preparation Publication

Fiscal Year: 2017 Period From: 1 To: 12

BUD4050 1.0

Page 65 of 305

Prepared By: JLUDWIG

Account Description	2014 Actual	2015 Actual	Original 2016 Budget	Adjusted 2016 Budget	2016 Actual	2017 COMP MTGS Stage	2017 TENT BUD Stage	2017 PREL BUD Stage	2017 FINAL BUD Stage
Fund A	GENERAL FUND								
Type E	Expense								
Dept 3310	TRAFFIC SAFETY OFFICE								
Group 4	CONTRACTUAL EXPENSE								
CONTRACTUAL EXPENSE	1,087,604.86	874,897.28	1,030,700.00	1,017,487.80	704,797.39	992,500.00	992,500.00	992,500.00	992,500.00
Total Dept 3310									
TRAFFIC SAFETY OFFICE	1,646,612.94	1,484,358.23	1,684,400.00	1,685,187.80	1,233,931.99	1,614,225.00	1,614,225.00	1,614,225.00	1,614,225.00

[illegible]

Date Prepared: 11/23/2016 02:29 PM

Report Date: 11/23/2016

Account Table:

Alt. Sort Table:

TOWN OF ISLIP

Budget Preparation Publication

Fiscal Year: 2017 Period From: 1 To: 12

BUD4050 1.0

Page 67 of 305

Prepared By: JLUDWIG

Account Description	2014 Actual	2015 Actual	Original 2016 Budget	Adjusted 2016 Budget	2016 Actual	2017 COMP MTGS Stage	2017 TENT BUD Stage	2017 PREL BUD Stage	2017 FINAL BUD Stage
Fund A									
Type E									
Dept 3450									
Group 4									
GENERAL FUND									
Expense									
FIRE PREVENTION									
CONTRACTUAL EXPENSE									
A.3450.45006									
OUTSIDE PROFESSIONAL	0.00	0.00	0.00	0.00	0.00	3,000.00	3,000.00	3,000.00	3,000.00
A.3450.45350									
EDUCATION & SEMINARS..	0.00	0.00	0.00	0.00	0.00	5,000.00	5,000.00	5,000.00	5,000.00
A.3450.46900									
MISCELLANEOUS & TRAVEL..	0.00	0.00	0.00	0.00	0.00	5,000.00	5,000.00	5,000.00	5,000.00
Total Group 4									
CONTRACTUAL EXPENSE	<u>0.00</u>	<u>0.00</u>	<u>0.00</u>	<u>0.00</u>	<u>0.00</u>	<u>54,750.00</u>	<u>54,750.00</u>	<u>54,750.00</u>	<u>54,750.00</u>
Total Dept 3450									
FIRE PREVENTION	<u>0.00</u>	<u>0.00</u>	<u>0.00</u>	<u>0.00</u>	<u>0.00</u>	<u>1,424,000.00</u>	<u>1,424,000.00</u>	<u>1,424,000.00</u>	<u>1,424,000.00</u>

Date Prepared: 11/23/2016 02:29 PM

Report Date: 11/23/2016

Account Table:

Alt. Sort Table:

TOWN OF ISLIP

Budget Preparation Publication

Fiscal Year: 2017 Period From: 1 To: 12

BUD4050 1.0

Page 68 of 305

Prepared By: JLU DWIG

Account Description	2014 Actual	2015 Actual	Original 2016 Budget	Adjusted 2016 Budget	2016 Actual	2017 COMP MTGS Stage	2017 TENT BUD Stage	2017 PREL BUD Stage	2017 FINAL BUD Stage
Fund A									
Type E									
Dept 3510									
Group 1									
GENERAL FUND									
Expense									
ANIMAL SHELTER									
PERSONAL SERVICES									
A.3510.10820									
ANIMAL SHELTER SUPERVISOR	57,000.00	57,219.22	57,000.00	104,142.17	90,865.17	65,000.00	65,000.00	65,000.00	65,000.00
A.3510.10821									
ASSISTANT ANIMAL SHELTER SUPERVISOR	0.00	0.00	25,000.00	39,487.04	10,576.50	50,000.00	50,000.00	50,000.00	50,000.00
A.3510.11300									
CLERK	36,456.90	37,371.14	37,300.00	37,300.00	33,005.03	38,800.00	38,800.00	38,800.00	38,800.00
A.3510.11360									
CLERK TYPIST	47,437.16	56,167.18	57,800.00	57,800.00	52,678.50	63,000.00	63,000.00	63,000.00	63,000.00
A.3510.11940									
NEIGHBORHOOD AIDE	0.00	0.00	0.00	19,946.30	19,946.30	0.00	0.00	0.00	0.00
A.3510.12640									
SENIOR CLERK	515.43	0.00	0.00	0.00	0.00	0.00	0.00	0.00	0.00
A.3510.15360									
ANIMAL CONTROL OFFICER I	206,827.13	222,313.21	219,200.00	219,200.00	184,023.11	214,400.00	214,400.00	214,400.00	214,400.00
A.3510.15640									
KENNEL ATTENDANT I	242,832.41	241,399.87	236,050.00	255,900.38	215,651.93	257,400.00	257,400.00	257,400.00	257,400.00
A.3510.15700									
MAINTENANCE MECHANIC I	49,843.79	51,670.96	51,500.00	51,500.00	45,733.13	54,100.00	54,100.00	54,100.00	54,100.00
A.3510.15740									
MAINTENANCE MECHANIC III	654.03	0.00	0.00	0.00	0.00	0.00	0.00	0.00	0.00
A.3510.15885									
VETERINARY TECHNICIAN	43,662.69	42,161.23	63,200.00	63,200.00	56,016.37	65,800.00	65,800.00	65,800.00	65,800.00
A.3510.19650									
OVERTIME	20,272.45	20,426.84	25,000.00	25,000.00	21,560.23	27,500.00	27,500.00	27,500.00	27,500.00
A.3510.19655									
OUT OF CLASSIFICATION	1,821.96	2,041.20	2,000.00	4,000.00	2,134.18	2,000.00	2,000.00	2,000.00	2,000.00
A.3510.19990									
PART TIME REGULAR	12,312.00	1,874.00	20,000.00	20,000.00	2,862.00	15,000.00	15,000.00	15,000.00	15,000.00
A.3510.19991									
PART TIME SUMMER	8,005.57	1,000.00	15,000.00	13,000.00	0.00	4,000.00	4,000.00	4,000.00	4,000.00
Total Group 1									
PERSONAL SERVICES	727,641.52	733,644.85	809,050.00	910,475.89	735,052.45	857,000.00	857,000.00	857,000.00	857,000.00

Group 2

EQUIPMENT & CAPITAL OUTLAY

Date Prepared: 11/23/2016 02:29 PM

Report Date: 11/23/2016

Account Table:

Alt. Sort Table:

TOWN OF ISLIP

Budget Preparation Publication

Fiscal Year: 2017 Period From: 1 To: 12

BUD4050 1.0

Page 69 of 305

Prepared By: JLUDWIG

Account Description	2014 Actual	2015 Actual	Original 2016 Budget	Adjusted 2016 Budget	2016 Actual	2017 COMP MTGS Stage	2017 TENT BUD Stage	2017 PREL BUD Stage	2017 FINAL BUD Stage
Fund A									
Type E									
Dept 3510									
Group 2									
A.3510.22500									
OTHER EQUIPMENT..	4,410.62	1,295.06	8,000.00	15,638.00	10,367.99	6,000.00	6,000.00	6,000.00	6,000.00
Total Group 2									
EQUIPMENT & CAPITAL OUTLAY	4,410.62	1,295.06	8,000.00	15,638.00	10,367.99	6,000.00	6,000.00	6,000.00	6,000.00
Group 4									
CONTRACTUAL EXPENSE									
A.3510.41000									
OFFICE SUPPLIES..	398.78	743.09	1,000.00	1,000.00	259.39	1,000.00	1,000.00	1,000.00	1,000.00
A.3510.41185									
MEDICAL SUPPLIES..	34,089.81	35,784.61	34,000.00	39,324.00	31,949.84	40,000.00	40,000.00	40,000.00	40,000.00
A.3510.41500									
CUSTODIAL SUPPLIES..	1,125.90	4,254.86	2,000.00	2,000.00	1,408.16	3,000.00	3,000.00	3,000.00	3,000.00
A.3510.41660									
ANIMAL FOOD..	0.00	770.37	6,000.00	6,000.00	2,691.98	6,000.00	6,000.00	6,000.00	6,000.00
A.3510.44040									
PRINTING & ADVERTISING..	1,568.25	2,860.00	3,000.00	3,000.00	1,174.00	3,000.00	3,000.00	3,000.00	3,000.00
A.3510.44110									
PROPERTY REPAIR..	6,883.21	7,695.84	7,500.00	7,500.00	2,897.66	7,500.00	7,500.00	7,500.00	7,500.00
A.3510.44120									
EQUIPMENT REPAIR..	3,009.61	8,911.08	5,000.00	5,000.00	1,107.39	5,000.00	5,000.00	5,000.00	5,000.00
A.3510.44167									
UNIFORMS-ANIMAL SHELTER	2,637.33	2,542.00	3,750.00	3,750.00	2,326.81	3,000.00	3,000.00	3,000.00	3,000.00
A.3510.44260									
DEAD ANIMAL REMOVAL..	33,000.00	33,000.00	35,400.00	35,400.00	27,500.00	36,000.00	36,000.00	36,000.00	36,000.00
A.3510.45006									
OUTSIDE PROFESSIONAL..	8,203.25	9,856.50	25,000.00	25,000.00	7,788.00	35,000.00	35,000.00	35,000.00	35,000.00
A.3510.45150									
VET FEES..	34,206.90	9,267.90	25,000.00	20,720.00	4,824.20	20,000.00	20,000.00	20,000.00	20,000.00
A.3510.46900									
MISCELLANEOUS & TRAVEL..	2,032.56	2,709.46	2,750.00	2,750.00	1,797.67	2,750.00	2,750.00	2,750.00	2,750.00
Total Group 4									
CONTRACTUAL EXPENSE	127,155.60	118,395.71	150,400.00	151,444.00	85,725.10	162,250.00	162,250.00	162,250.00	162,250.00

Dept 3510

Date Prepared: 11/23/2016 02:29 PM
Report Date: 11/23/2016
Account Table:
Alt. Sort Table:

TOWN OF ISLIP
Budget Preparation Publication

Fiscal Year: 2017 Period From: 1 To: 12

Account Description	2014 Actual	2015 Actual	Original 2016 Budget	Adjusted 2016 Budget	2016 Actual	2017 COMP MTGS Stage	2017 TENT BUD Stage	2017 PREL BUD Stage	2017 FINAL BUD Stage
Fund A									
Type E									
Dept 3510									
Total									
ANIMAL SHELTER	859,207.74	853,335.62	967,450.00	1,077,557.89	831,145.54	1,025,250.00	1,025,250.00	1,025,250.00	1,025,250.00

Date Prepared: 11/23/2016 02:29 PM

Report Date: 11/23/2016

Account Table:

Alt. Sort Table:

TOWN OF ISLIP

Budget Preparation Publication

Fiscal Year: 2017 Period From: 1 To: 12

BUD4050 1.0

Page 71 of 305

Prepared By: JLU DWIG

Account Description	2014 Actual	2015 Actual	Original 2016 Budget	Adjusted 2016 Budget	2016 Actual	2017 COMP MTGS Stage	2017 TENT BUD Stage	2017 PREL BUD Stage	2017 FINAL BUD Stage
Fund A									
Type E									
Dept 3610									
Group 1									
GENERAL FUND									
Expense									
PLUMBERS EXAMINING BOARD									
PERSONAL SERVICES									
A.3610.11005									
ACCOUNT CLERK-TYPIST	0.00	0.00	16,650.00	15,650.00	0.00	0.00	0.00	0.00	0.00
A.3610.19930									
BOARD CHAIRMAN	8,000.00	8,000.00	8,000.00	8,000.00	7,074.80	8,000.00	8,000.00	8,000.00	8,000.00
A.3610.19940									
BOARD MEMBER	39,473.10	39,600.00	39,600.00	39,600.00	35,024.40	39,600.00	39,600.00	39,600.00	39,600.00
A.3610.19950									
PART TIME BOARD SECRETARY	975.00	825.00	0.00	1,000.00	675.00	900.00	900.00	900.00	900.00
Total Group 1									
PERSONAL SERVICES	<u>48,448.10</u>	<u>48,425.00</u>	<u>64,250.00</u>	<u>64,250.00</u>	<u>42,774.20</u>	<u>48,500.00</u>	<u>48,500.00</u>	<u>48,500.00</u>	<u>48,500.00</u>
Group 4									
CONTRACTUAL EXPENSE									
A.3610.41000									
OFFICE SUPPLIES..	0.00	0.00	100.00	100.00	0.00	150.00	150.00	150.00	150.00
A.3610.44040									
PRINTING & ADVERTISING..	0.00	0.00	200.00	200.00	0.00	0.00	0.00	0.00	0.00
Total Group 4									
CONTRACTUAL EXPENSE	<u>0.00</u>	<u>0.00</u>	<u>300.00</u>	<u>300.00</u>	<u>0.00</u>	<u>150.00</u>	<u>150.00</u>	<u>150.00</u>	<u>150.00</u>
Total Dept 3610									
PLUMBERS EXAMINING BOARD	<u>48,448.10</u>	<u>48,425.00</u>	<u>64,550.00</u>	<u>64,550.00</u>	<u>42,774.20</u>	<u>48,650.00</u>	<u>48,650.00</u>	<u>48,650.00</u>	<u>48,650.00</u>

Date Prepared: 11/23/2016 02:29 PM

Report Date: 11/23/2016

Account Table:

Alt. Sort Table:

TOWN OF ISLIP

Budget Preparation Publication

Fiscal Year: 2017 Period From: 1 To: 12

BUD4050 1.0

Page 73 of 305

Prepared By: JLUDWIG

Account Description	2014 Actual	2015 Actual	Original 2016 Budget	Adjusted 2016 Budget	2016 Actual	2017 COMP MTGS Stage	2017 TENT BUD Stage	2017 PREL BUD Stage	2017 FINAL BUD Stage
Fund A									
Type E									
Dept 3640									
Group 4									
GENERAL FUND									
Expense									
EMERGENCY MANAGEMENT									
CONTRACTUAL EXPENSE									
A.3640.44120									
EQUIPMENT REPAIR..	0.00	0.00	2,500.00	2,500.00	0.00	9,500.00	9,500.00	9,500.00	9,500.00
A.3640.44171									
UNIFORMS & SAFETY EQUIPMENT..	0.00	0.00	500.00	500.00	0.00	0.00	0.00	0.00	0.00
A.3640.46900									
MISCELLANEOUS & TRAVEL..	6,849.08	4,081.90	6,000.00	6,000.00	233.11	3,000.00	3,000.00	3,000.00	3,000.00
A.3640.48800									
HURRICANE COSTS	92,478.06	0.00	0.00	0.00	0.00	0.00	0.00	0.00	0.00
Total Group 4									
CONTRACTUAL EXPENSE	102,668.72	10,285.92	14,000.00	14,640.56	1,523.65	15,000.00	15,000.00	15,000.00	15,000.00
Total Dept 3640									
EMERGENCY MANAGEMENT	198,205.89	184,175.84	228,550.00	229,190.56	131,669.14	183,125.00	183,125.00	183,125.00	183,125.00

TOWN OF ISLIP

Budget Preparation Publication

Fiscal Year: 2017 Period From: 1 To: 12

Account Description	2014 Actual	2015 Actual	Original 2016 Budget	Adjusted 2016 Budget	2016 Actual	2017 COMP MTGS Stage	2017 TENT BUD Stage	2017 PREL BUD Stage	2017 FINAL BUD Stage
Fund A									
Type E									
Dept 3641									
Group 1									
GENERAL FUND									
Expense									
HAZARDOUS MATERIAL CONTROL									
PERSONAL SERVICES									
A.3641.19650									
OVERTIME	33,885.90	67,879.87	65,000.00	65,000.00	60,248.09	65,000.00	65,000.00	65,000.00	65,000.00
Total Group 1									
PERSONAL SERVICES	33,885.90	67,879.87	65,000.00	65,000.00	60,248.09	65,000.00	65,000.00	65,000.00	65,000.00
Group 2									
EQUIPMENT & CAPITAL OUTLAY									
A.3641.22500									
OTHER EQUIPMENT..	1,629.33	6,188.00	6,000.00	6,000.00	2,172.00	6,000.00	6,000.00	6,000.00	6,000.00
A.3641.22510									
RADIOS..	0.00	7,315.98	4,000.00	4,000.00	0.00	4,000.00	4,000.00	4,000.00	4,000.00
A.3641.22540									
PORTABLE EQUIPMENT..	0.00	8,046.68	10,000.00	10,000.00	0.00	8,000.00	8,000.00	8,000.00	8,000.00
A.3641.26910									
TURNOUT GEAR	5,572.76	0.00	0.00	0.00	0.00	0.00	0.00	0.00	0.00
Total Group 2									
EQUIPMENT & CAPITAL OUTLAY	7,202.09	21,550.66	20,000.00	20,000.00	2,172.00	18,000.00	18,000.00	18,000.00	18,000.00
Group 4									
CONTRACTUAL EXPENSE									
A.3641.41000									
OFFICE SUPPLIES..	0.00	86.22	400.00	400.00	0.00	400.00	400.00	400.00	400.00
A.3641.41160									
HAZMAT SUPPLIES	4,398.56	6,844.05	8,000.00	8,000.00	2,192.47	8,000.00	8,000.00	8,000.00	8,000.00
A.3641.42103									
CELL PHONE	2,399.52	0.00	0.00	199.96	0.00	0.00	0.00	0.00	0.00
A.3641.44120									
EQUIPMENT REPAIR..	3,643.35	6,068.01	8,000.00	8,000.00	5,424.88	20,000.00	20,000.00	20,000.00	20,000.00
A.3641.44121									
RADIO-REPAIR..	0.00	45.00	1,500.00	1,500.00	0.00	750.00	750.00	750.00	750.00
A.3641.44170									
HAZMAT UNIFORMS..	325.07	0.00	0.00	0.00	0.00	0.00	0.00	0.00	0.00
A.3641.44177									
TURNOUT GEAR MAINT & SUPPLIES	0.00	3,902.82	7,000.00	8,200.00	73.80	7,000.00	7,000.00	7,000.00	7,000.00
A.3641.44244									
HAZARDOUS DISPOSALS..	0.00	4,875.00	10,000.00	10,000.00	9,294.17	7,000.00	7,000.00	7,000.00	7,000.00

Date Prepared: 11/23/2016 02:29 PM

Report Date: 11/23/2016

Account Table:

Alt. Sort Table:

TOWN OF ISLIP

Budget Preparation Publication

Fiscal Year: 2017 Period From: 1 To: 12

BUD4050 1.0

Page 75 of 305

Prepared By: JLUDWIG

Account Description	2014 Actual	2015 Actual	Original 2016 Budget	Adjusted 2016 Budget	2016 Actual	2017 COMP MTGS Stage	2017 TENT BUD Stage	2017 PREL BUD Stage	2017 FINAL BUD Stage
Fund A									
Type E									
Dept 3641									
Group 4									
A.3641.45100									
MEDICAL EXPENSES..	8,002.00	2,784.00	5,500.00	10,225.00	4,725.00	15,000.00	15,000.00	15,000.00	15,000.00
A.3641.45350									
EDUCATION & SEMINARS..	0.00	0.00	5,000.00	5,000.00	0.00	2,500.00	2,500.00	2,500.00	2,500.00
A.3641.46900									
MISCELLANEOUS & TRAVEL..	642.69	9,674.85	8,000.00	8,000.00	1,269.00	8,000.00	8,000.00	8,000.00	8,000.00
Total Group 4									
CONTRACTUAL EXPENSE	19,411.19	34,279.95	53,400.00	59,524.96	22,979.32	68,650.00	68,650.00	68,650.00	68,650.00
Total Dept 3641									
HAZARDOUS MATERIAL CONTROL	60,499.18	123,710.48	138,400.00	144,524.96	85,399.41	151,650.00	151,650.00	151,650.00	151,650.00

Date Prepared: 11/23/2016 02:29 PM
Report Date: 11/23/2016
Account Table:
Alt. Sort Table:

TOWN OF ISLIP
Budget Preparation Publication
Fiscal Year: 2017 Period From: 1 To: 12

Account Description	2014 Actual	2015 Actual	Original 2016 Budget	Adjusted 2016 Budget	2016 Actual	2017 COMP MTGS Stage	2017 TENT BUD Stage	2017 PREL BUD Stage	2017 FINAL BUD Stage
Fund A	GENERAL FUND								
Type E	Expense								
Dept 6410	ECONOMIC DEVELOPMENT								
Group 4	CONTRACTUAL EXPENSE								
CONTRACTUAL EXPENSE	21,535.74	2,826.67	30,215.00	30,215.00	923.24	27,075.00	27,075.00	27,075.00	27,075.00
Total Dept 6410									
ECONOMIC DEVELOPMENT	336,450.43	337,996.73	369,015.00	380,214.65	274,315.30	337,050.00	337,050.00	337,050.00	337,050.00

Account Table:

Budget Preparation Publication

Prepared By: JLUDWIG

Alt. Sort Table:

Fiscal Year: 2017 Period From: 1 To: 12

[illegible]

TOWN OF ISLIP

Budget Preparation Publication

Fiscal Year: 2017 Period From: 1 To: 12

Account Description	2014 Actual	2015 Actual	Original 2016 Budget	Adjusted 2016 Budget	2016 Actual	2017 COMP MTGS Stage	2017 TENT BUD Stage	2017 PREL BUD Stage	2017 FINAL BUD Stage
Fund A									
Type E									
Dept 7020									
Group 1									
GENERAL FUND									
Expense									
RECREATION ADMINISTRATION									
PERSONAL SERVICES									
A.7020.19655									
OUT OF CLASSIFICATION	0.00	0.00	0.00	200.00	40.95	0.00	0.00	0.00	0.00
A.7020.19990									
PART TIME REGULAR	15,817.36	22,912.50	27,000.00	27,000.00	26,424.75	41,000.00	41,000.00	41,000.00	41,000.00
A.7020.19991									
PART TIME SUMMER	15,455.50	13,890.50	25,000.00	34,000.00	1,919.00	0.00	0.00	0.00	0.00
Total Group 1									
PERSONAL SERVICES	1,010,567.93	1,048,299.45	1,052,700.00	1,061,700.00	825,774.01	1,204,100.00	1,204,100.00	1,204,100.00	1,209,100.00
Group 2									
EQUIPMENT & CAPITAL OUTLAY									
A.7020.22100									
FURNITURE & FIXTURES..	1,147.76	0.00	0.00	0.00	0.00	0.00	0.00	0.00	0.00
A.7020.22200									
OFFICE EQUIPMENT..	5,732.36	0.00	0.00	618.79	618.79	0.00	0.00	0.00	0.00
A.7020.22225									
CASH REGISTERS..	0.00	550.00	0.00	0.00	0.00	0.00	0.00	0.00	0.00
A.7020.22560									
OTHER EQUIPMENT..	600.00	0.00	1,000.00	381.21	0.00	0.00	0.00	0.00	0.00
Total Group 2									
EQUIPMENT & CAPITAL OUTLAY	7,480.12	550.00	1,000.00	1,000.00	618.79	0.00	0.00	0.00	0.00
Group 4									
CONTRACTUAL EXPENSE									
A.7020.41000									
OFFICE SUPPLIES..	17,058.41	17,530.68	15,000.00	15,393.76	12,971.29	17,500.00	17,500.00	17,500.00	17,500.00
A.7020.44040									
PRINTING & ADVERTISING..	58,671.23	64,888.33	65,000.00	68,160.00	42,828.91	75,000.00	75,000.00	75,000.00	75,000.00
A.7020.44110									
PROPERTY REPAIR	11,204.50	5,924.61	20,000.00	18,000.00	299.97	10,000.00	10,000.00	10,000.00	10,000.00
A.7020.44175									
SAFETY TRAINING	4,775.00	5,437.00	10,000.00	10,000.00	6,606.00	7,000.00	7,000.00	7,000.00	7,000.00
A.7020.44900									
IDENTIFICATION CARD..	5,886.51	405.00	8,000.00	8,000.00	7,430.80	6,000.00	6,000.00	6,000.00	6,000.00
A.7020.46900									
MISCELLANEOUS & TRAVEL..	1,173.54	1,202.41	1,500.00	3,500.00	927.70	1,500.00	1,500.00	1,500.00	1,500.00

Date Prepared: 11/23/2016 02:29 PM

Report Date: 11/23/2016

Account Table:

Alt. Sort Table:

TOWN OF ISLIP

Budget Preparation Publication

Fiscal Year: 2017 Period From: 1 To: 12

BUD4050 1.0

Page 80 of 305

Prepared By: JLUDWIG

Account Description	2014 Actual	2015 Actual	Original 2016 Budget	Adjusted 2016 Budget	2016 Actual	2017 COMP MTGS Stage	2017 TENT BUD Stage	2017 PREL BUD Stage	2017 FINAL BUD Stage
Fund A									
Type E									
Dept 7020									
Group 4									
A.7020.46906									
OTHER CONTRACTUAL	50,000.00	50,000.00	50,000.00	50,000.00	50,000.00	50,000.00	50,000.00	50,000.00	50,000.00
Total Group 4									
CONTRACTUAL EXPENSE	148,769.19	145,388.03	169,500.00	173,053.76	121,064.67	167,000.00	167,000.00	167,000.00	167,000.00
Total Dept 7020									
RECREATION ADMINISTRATION	1,166,817.24	1,194,237.48	1,223,200.00	1,235,753.76	947,457.47	1,371,100.00	1,371,100.00	1,371,100.00	1,376,100.00

Account Table:

Budget Preparation Publication

Prepared By: JLUDWIG

Alt. Sort Table:

Fiscal Year: 2017 Period From: 1 To: 12

Account Description	2014 Actual	2015 Actual	Original 2016 Budget	Adjusted 2016 Budget	2016 Actual	2017 COMP MTGS Stage	2017 TENT BUD Stage	2017 PREL BUD Stage	2017 FINAL BUD Stage
Fund A	GENERAL FUND								
Type E	Expense								
Dept 7030	DIV. OF SPORTS & AQUATICS								
Group 1	PERSONAL SERVICES								
A.7030.11200									
ASST. RECREATION LEADER	84,356.07	88,668.42	91,300.00	91,300.00	80,853.75	97,100.00	97,100.00	97,100.00	97,100.00
A.7030.12360									
RECREATION SPECIALIST	42,917.89	43,990.54	43,900.00	43,900.00	38,934.21	46,100.00	46,100.00	46,100.00	46,100.00
A.7030.12380									
RECREATION SUPERVISOR	26,558.29	65,043.20	64,800.00	64,800.00	57,446.92	67,500.00	67,500.00	67,500.00	67,500.00
A.7030.12390									
RECREATION PROGRAM COORDINATOR	53,602.54	63,943.94	66,900.00	66,900.00	59,423.61	73,800.00	73,800.00	73,800.00	73,800.00
A.7030.19650									
OVERTIME	3,527.03	11,791.86	10,000.00	11,500.00	11,312.13	12,500.00	12,500.00	12,500.00	12,500.00
A.7030.19655									
OUT OF CLASSIFICATION	0.00	112.70	0.00	1,500.00	919.88	500.00	500.00	500.00	500.00
A.7030.19990									
PART TIME REGULAR	1,480.93	4,865.50	10,000.00	10,000.00	5,550.76	10,000.00	10,000.00	10,000.00	10,000.00
A.7030.19991									
PART TIME SUMMER	22,931.88	27,443.54	30,000.00	27,000.00	25,090.98	30,000.00	30,000.00	30,000.00	30,000.00
Total Group 1									
PERSONAL SERVICES	235,374.63	305,859.70	316,900.00	316,900.00	279,532.24	337,500.00	337,500.00	337,500.00	337,500.00
Group 4	CONTRACTUAL EXPENSE								
A.7030.41570									
TROPHIES..	1,049.70	1,579.00	2,000.00	2,900.00	1,085.00	1,700.00	1,700.00	1,700.00	1,700.00
A.7030.41600									
PROGRAM SUPPLIES..	2,585.66	3,906.44	3,500.00	5,000.00	3,196.49	4,000.00	4,000.00	4,000.00	4,000.00
A.7030.41640									
FIRST AID SUPPLIES..	500.00	1,000.00	1,000.00	1,000.00	691.20	1,000.00	1,000.00	1,000.00	1,000.00
A.7030.44080									
EQUIPMENT RENTAL	4,470.80	1,251.73	5,000.00	5,841.82	2,832.96	5,000.00	5,000.00	5,000.00	5,000.00
A.7030.45000									
OUTSIDE PROFESSIONAL..	2,000.00	2,000.00	2,500.00	2,500.00	1,220.00	2,500.00	2,500.00	2,500.00	2,500.00
A.7030.45850									
SCHOOL DISTRICT FEES..	0.00	0.00	2,000.00	500.00	0.00	0.00	0.00	0.00	0.00
A.7030.46900									
MISCELLANEOUS & TRAVEL..	12.00	307.06	500.00	500.00	260.80	500.00	500.00	500.00	500.00

Total Group 4

Date Prepared: 11/23/2016 02:29 PM
Report Date: 11/23/2016
Account Table:
Alt. Sort Table:

TOWN OF ISLIP
Budget Preparation Publication
Fiscal Year: 2017 Period From: 1 To: 12

Account Description	2014 Actual	2015 Actual	Original 2016 Budget	Adjusted 2016 Budget	2016 Actual	2017 COMP MTGS Stage	2017 TENT BUD Stage	2017 PREL BUD Stage	2017 FINAL BUD Stage
Fund A	GENERAL FUND								
Type E	Expense								
Dept 7030	DIV. OF SPORTS & AQUATICS								
Group 4	CONTRACTUAL EXPENSE								
CONTRACTUAL EXPENSE	10,618.16	10,044.23	16,500.00	18,241.82	9,286.45	14,700.00	14,700.00	14,700.00	14,700.00
Total Dept 7030									
DIV. OF SPORTS & AQUATICS	245,992.79	315,903.93	333,400.00	335,141.82	288,818.69	352,200.00	352,200.00	352,200.00	352,200.00

Account Table:

Budget Preparation Publication

Prepared By: JLUDWIG

Alt. Sort Table:

Fiscal Year: 2017 Period From: 1 To: 12

Account Description	2014 Actual	2015 Actual	Original 2016 Budget	Adjusted 2016 Budget	2016 Actual	2017 COMP MTGS Stage	2017 TENT BUD Stage	2017 PREL BUD Stage	2017 FINAL BUD Stage
Fund A	GENERAL FUND								
Type E	Expense								
Dept 7031	RECREATION CENTERS								
Group 1	PERSONAL SERVICES								
A.7031.11200									
ASSISTANT RECREATION LEADER	48,890.42	27,449.12	50,000.00	50,000.00	0.00	37,500.00	37,500.00	37,500.00	37,500.00
A.7031.11940									
NEIGHBORHOOD AIDE	50,009.38	52,568.83	52,500.00	52,500.00	46,223.69	55,100.00	55,100.00	55,100.00	55,100.00
A.7031.12320									
RECREATION CENTER MANAGER	237,202.62	234,546.43	256,300.00	256,300.00	227,108.54	277,500.00	277,500.00	277,500.00	277,500.00
A.7031.12360									
RECREATION SPECIALIST	381,477.28	349,258.79	360,900.00	360,900.00	339,779.71	414,400.00	414,400.00	414,400.00	414,400.00
A.7031.12390									
RECREATION PROGRAM COORDINATOR	72,251.81	74,095.85	73,900.00	73,900.00	65,581.05	77,600.00	77,600.00	77,600.00	77,600.00
A.7031.12660									
SENIOR CLERK TYPIST	90,144.77	92,396.00	92,200.00	92,200.00	81,604.08	95,800.00	95,800.00	95,800.00	95,800.00
A.7031.19600									
NIGHT DIFFERENTIAL	10,515.99	10,945.56	12,000.00	12,000.00	8,463.42	15,000.00	15,000.00	15,000.00	15,000.00
A.7031.19650									
OVERTIME	4,529.67	8,575.42	10,000.00	10,000.00	8,274.76	8,000.00	8,000.00	8,000.00	8,000.00
A.7031.19655									
OUT OF CLASSIFICATION	1,135.24	1,034.58	2,000.00	2,000.00	583.93	1,250.00	1,250.00	1,250.00	1,250.00
A.7031.19990									
PART TIME REGULAR	104,121.65	79,984.50	140,000.00	140,000.00	130,375.54	190,000.00	190,000.00	190,000.00	190,000.00
A.7031.19991									
PART TIME SUMMER	64,200.66	71,551.14	65,000.00	65,000.00	7,586.00	0.00	0.00	0.00	0.00
Total Group 1									
PERSONAL SERVICES	1,064,479.49	1,002,406.22	1,114,800.00	1,114,800.00	915,580.72	1,172,150.00	1,172,150.00	1,172,150.00	1,172,150.00
Group 2	EQUIPMENT & CAPITAL OUTLAY								
A.7031.22100									
FURNITURE & FIXTURES..	532.92	0.00	1,000.00	1,000.00	0.00	1,000.00	1,000.00	1,000.00	1,000.00
A.7031.22200									
OFFICE EQUIPMENT	2,043.57	1,362.36	1,000.00	1,000.00	618.21	1,000.00	1,000.00	1,000.00	1,000.00
Total Group 2									
EQUIPMENT & CAPITAL OUTLAY	2,576.49	1,362.36	2,000.00	2,000.00	618.21	2,000.00	2,000.00	2,000.00	2,000.00
Group 4	CONTRACTUAL EXPENSE								

Date Prepared: 11/23/2016 02:29 PM

Report Date: 11/23/2016

Account Table:

Alt. Sort Table:

TOWN OF ISLIP

Budget Preparation Publication

Fiscal Year: 2017 Period From: 1 To: 12

BUD4050 1.0

Page 84 of 305

Prepared By: JLUDWIG

Account Description	2014 Actual	2015 Actual	Original 2016 Budget	Adjusted 2016 Budget	2016 Actual	2017 COMP MTGS Stage	2017 TENT BUD Stage	2017 PREL BUD Stage	2017 FINAL BUD Stage
Fund A									
Type E									
Dept 7031									
Group 4									
GENERAL FUND									
Expense									
RECREATION CENTERS									
CONTRACTUAL EXPENSE									
A.7031.41000									
OFFICE SUPPLIES..	5,468.09	7,490.96	6,500.00	15,456.42	13,607.86	6,500.00	6,500.00	6,500.00	6,500.00
A.7031.41610									
RECREATION SUPPLIES..	4,990.38	7,474.18	8,000.00	7,956.24	3,525.88	8,000.00	8,000.00	8,000.00	8,000.00
A.7031.44040									
PRINTING & ADVERTISING..	0.00	0.00	2,000.00	2,000.00	0.00	0.00	0.00	0.00	0.00
A.7031.44110									
PROPERTY REPAIR..	2,850.14	6,753.83	17,000.00	18,980.00	11,051.72	9,500.00	9,500.00	9,500.00	9,500.00
A.7031.45000									
OUTSIDE PROFESSIONAL	0.00	21,148.89	0.00	6,896.11	2,045.86	0.00	0.00	0.00	0.00
A.7031.46900									
MISCELLANEOUS & TRAVEL..	1,749.98	1,041.92	2,000.00	2,000.00	1,530.87	2,000.00	2,000.00	2,000.00	2,000.00
Total Group 4									
CONTRACTUAL EXPENSE	15,058.59	43,909.78	35,500.00	53,288.77	31,762.19	26,000.00	26,000.00	26,000.00	26,000.00
Total Dept 7031									
RECREATION CENTERS	1,082,114.57	1,047,678.36	1,152,300.00	1,170,088.77	947,961.12	1,200,150.00	1,200,150.00	1,200,150.00	1,200,150.00

Date Prepared: 11/23/2016 02:29 PM

Report Date: 11/23/2016

Account Table:

Alt. Sort Table:

TOWN OF ISLIP

Budget Preparation Publication

Fiscal Year: 2017 Period From: 1 To: 12

BUD4050 1.0

Page 85 of 305

Prepared By: JLU DWIG

Account Description	2014 Actual	2015 Actual	Original 2016 Budget	Adjusted 2016 Budget	2016 Actual	2017 COMP MTGS Stage	2017 TENT BUD Stage	2017 PREL BUD Stage	2017 FINAL BUD Stage
Fund A									
Type E									
Dept 7032									
Group 1									
GENERAL FUND									
Expense									
TOWN POOL OPERATIONS									
PERSONAL SERVICES									
A.7032.19990									
PART TIME REGULAR	13,390.04	7,533.67	25,000.00	25,000.00	9,102.00	0.00	0.00	0.00	0.00
A.7032.19991									
PART TIME SUMMER	319,840.88	373,419.80	330,000.00	324,250.00	439,007.96	425,000.00	425,000.00	425,000.00	425,000.00
A.7032.19994									
PART TIME SEASONAL	15,132.00	14,712.00	20,000.00	20,000.00	0.00	0.00	0.00	0.00	0.00
Total Group 1									
PERSONAL SERVICES									
	348,362.92	395,665.47	375,000.00	369,250.00	448,109.96	425,000.00	425,000.00	425,000.00	425,000.00
Group 4									
CONTRACTUAL EXPENSE									
A.7032.41530									
CHEMICALS..	16,307.72	19,068.73	25,000.00	20,500.00	19,829.49	20,000.00	20,000.00	20,000.00	20,000.00
A.7032.41640									
FIRST AID SUPPLIES..	897.25	800.00	1,500.00	1,500.00	1,500.00	1,500.00	1,500.00	1,500.00	1,500.00
A.7032.41641									
POOL SUPPLIES	3,432.44	6,684.53	12,500.00	8,500.00	3,890.72	10,000.00	10,000.00	10,000.00	10,000.00
A.7032.44110									
PROPERTY REPAIR..	25,920.83	39,622.65	40,000.00	49,723.14	39,276.75	50,000.00	50,000.00	50,000.00	50,000.00
A.7032.45000									
OUTSIDE PROFESSIONAL..	19,360.00	0.00	0.00	0.00	0.00	0.00	0.00	0.00	0.00
A.7032.46900									
MISCELLANEOUS & TRAVEL..	148.40	2,392.40	2,500.00	2,500.00	1,010.30	2,500.00	2,500.00	2,500.00	2,500.00
Total Group 4									
CONTRACTUAL EXPENSE									
	66,066.64	68,568.31	81,500.00	82,723.14	65,507.26	84,000.00	84,000.00	84,000.00	84,000.00
Total Dept 7032									
TOWN POOL OPERATIONS									
	414,429.56	464,233.78	456,500.00	451,973.14	513,617.22	509,000.00	509,000.00	509,000.00	509,000.00

Date Prepared: 11/23/2016 02:29 PM

Report Date: 11/23/2016

Account Table:

Alt. Sort Table:

TOWN OF ISLIP

Budget Preparation Publication

Fiscal Year: 2017 Period From: 1 To: 12

BUD4050 1.0

Page 86 of 305

Prepared By: JLUDWIG

Account Description	2014 Actual	2015 Actual	Original 2016 Budget	Adjusted 2016 Budget	2016 Actual	2017 COMP MTGS Stage	2017 TENT BUD Stage	2017 PREL BUD Stage	2017 FINAL BUD Stage
Fund A									
Type E									
Dept 7033									
Group 4									
GENERAL FUND									
Expense									
L E A P									
CONTRACTUAL EXPENSE									
A.7033.41450									
FOOD..	1,291.04	1,641.35	2,000.00	2,000.00	1,876.51	2,000.00	2,000.00	2,000.00	2,000.00
A.7033.41571									
SPECIAL EVENTS..	977.86	1,000.00	1,000.00	1,000.00	816.18	1,000.00	1,000.00	1,000.00	1,000.00
A.7033.41610									
RECREATION SUPPLIES..	1,589.16	5,795.54	5,500.00	5,077.12	626.70	6,000.00	6,000.00	6,000.00	6,000.00
A.7033.44085									
BUILDING RENTAL..	8,047.00	8,145.00	10,000.00	10,000.00	0.00	9,000.00	9,000.00	9,000.00	9,000.00
Total Group 4									
CONTRACTUAL EXPENSE	11,905.06	16,581.89	18,500.00	18,077.12	3,319.39	18,000.00	18,000.00	18,000.00	18,000.00
Total Dept 7033									
L E A P	11,905.06	16,581.89	18,500.00	18,077.12	3,319.39	18,000.00	18,000.00	18,000.00	18,000.00

Date Prepared: 11/23/2016 02:29 PM

Report Date: 11/23/2016

Account Table:

Alt. Sort Table:

TOWN OF ISLIP

Budget Preparation Publication

Fiscal Year: 2017 Period From: 1 To: 12

BUD4050 1.0

Page 87 of 305

Prepared By: JLU DWIG

Account Description	2014 Actual	2015 Actual	Original 2016 Budget	Adjusted 2016 Budget	2016 Actual	2017 COMP MTGS Stage	2017 TENT BUD Stage	2017 PREL BUD Stage	2017 FINAL BUD Stage
Fund A									
Type E									
Dept 7034									
Group 1									
GENERAL FUND									
Expense									
SPECIAL EVENTS(A2034.1)									
PERSONAL SERVICES									
A.7034.12360									
RECREATION SPECIALIST	3,057.96	0.00	0.00	0.00	0.00	0.00	0.00	0.00	0.00
A.7034.12380									
RECREATION SUPERVISOR	43,926.41	51,967.14	54,900.00	54,900.00	8,397.87	60,000.00	60,000.00	60,000.00	60,000.00
A.7034.19650									
OVERTIME	878.25	710.89	1,000.00	1,000.00	0.00	1,000.00	1,000.00	1,000.00	1,000.00
Total Group 1									
PERSONAL SERVICES									
	47,862.62	52,678.03	55,900.00	55,900.00	8,397.87	61,000.00	61,000.00	61,000.00	61,000.00
Group 4									
CONTRACTUAL EXPENSE									
A.7034.41050									
PROGRAM PRODUCTS..	231.36	109.49	750.00	750.00	0.00	250.00	250.00	250.00	250.00
A.7034.41610									
ARTS & CRAFTS..	963.33	272.04	1,000.00	1,000.00	0.00	1,000.00	1,000.00	1,000.00	1,000.00
A.7034.44040									
PRINTING & ADVERTISING..	1,202.50	750.00	2,500.00	2,500.00	0.00	1,500.00	1,500.00	1,500.00	1,500.00
A.7034.44450									
SPECIAL EVENTS..	139,663.34	100,441.56	145,000.00	145,000.00	79,618.87	100,000.00	100,000.00	100,000.00	100,000.00
Total Group 4									
CONTRACTUAL EXPENSE									
	142,060.53	101,573.09	149,250.00	149,250.00	79,618.87	102,750.00	102,750.00	102,750.00	102,750.00
Total Dept 7034									
SPECIAL EVENTS(A2034.1)									
	189,923.15	154,251.12	205,150.00	205,150.00	88,016.74	163,750.00	163,750.00	163,750.00	163,750.00

TOWN OF ISLIP

Budget Preparation Publication

Fiscal Year: 2017 Period From: 1 To: 12

Account Description	2014 Actual	2015 Actual	Original 2016 Budget	Adjusted 2016 Budget	2016 Actual	2017 COMP MTGS Stage	2017 TENT BUD Stage	2017 PREL BUD Stage	2017 FINAL BUD Stage
Fund A									
Type E									
Dept 7035									
Group 4									
GENERAL FUND									
Expense									
OTHER SPECIAL PROG(A2035.1)									
CONTRACTUAL EXPENSE									
A.7035.44910 BRENTWOOD REC...	1,243.45	997.31	2,000.00	2,097.00	859.56	1,500.00	1,500.00	1,500.00	1,500.00
A.7035.44911 HIGBIE LANE REC..	1,869.53	1,381.32	2,200.00	2,297.00	916.53	1,800.00	1,800.00	1,800.00	1,800.00
A.7035.44912 CENTRAL ISLIP REC..	1,080.49	831.75	2,000.00	2,382.00	602.54	1,500.00	1,500.00	1,500.00	1,500.00
A.7035.44913 BOHEMIA REC..	1,618.38	1,589.63	2,500.00	2,842.30	968.60	2,000.00	2,000.00	2,000.00	2,000.00
A.7035.44915 SAYVILLE COMM. CENTER REC..	171.38	559.16	1,000.00	1,000.00	119.00	600.00	600.00	600.00	600.00
A.7035.44916 GREENBELT REC..	2,449.18	2,386.55	3,000.00	3,271.00	1,664.87	2,500.00	2,500.00	2,500.00	2,500.00
A.7035.44918 CULTURAL PROGRAMS..	40,906.87	48,361.02	40,000.00	48,360.67	46,680.88	40,000.00	40,000.00	40,000.00	40,000.00
A.7035.44920 SPORTS PROGRAM..	1,430.28	1,745.32	7,500.00	7,994.00	1,426.88	5,000.00	5,000.00	5,000.00	5,000.00
A.7035.44922 GR. SO. BAY MARATHON..	75.00	75.00	1,000.00	1,000.00	0.00	0.00	0.00	0.00	0.00
A.7035.44923 RONKONKOMA RECREATION CTR..	1,248.02	1,415.63	2,500.00	2,597.00	919.05	2,000.00	2,000.00	2,000.00	2,000.00
A.7035.44924 BROOK.HALL REC CTR..	2,361.81	1,860.39	3,000.00	3,097.29	1,263.61	2,500.00	2,500.00	2,500.00	2,500.00
A.7035.44927 CAMPS / GREENHOUSE..	26,842.85	26,517.27	35,000.00	44,665.41	39,074.49	30,000.00	30,000.00	30,000.00	30,000.00
A.7035.45006 OUTSIDE PROFESSIONAL..	164,907.65	209,442.42	175,000.00	175,000.00	173,887.10	175,000.00	175,000.00	175,000.00	175,000.00
Total Group 4									
CONTRACTUAL EXPENSE	246,204.89	297,162.77	276,700.00	296,603.67	268,383.11	264,400.00	264,400.00	264,400.00	264,400.00
Total Dept 7035									
OTHER SPECIAL PROG(A2035.1)	246,204.89	297,162.77	276,700.00	296,603.67	268,383.11	264,400.00	264,400.00	264,400.00	264,400.00

TOWN OF ISLIP

Budget Preparation Publication

Fiscal Year: 2017 Period From: 1 To: 12

Account Description	2014 Actual	2015 Actual	Original 2016 Budget	Adjusted 2016 Budget	2016 Actual	2017 COMP MTGS Stage	2017 TENT BUD Stage	2017 PREL BUD Stage	2017 FINAL BUD Stage
Fund A									
Type E									
Dept 7110									
Group 1									
GENERAL FUND									
Expense									
DIVISION OF PARKS									
PERSONAL SERVICES									
A.7110.19990									
PART TIME REGULAR	2,575.00	0.00	0.00	0.00	0.00	0.00	0.00	0.00	0.00
A.7110.19991									
PART TIME SUMMER	4,025.00	7,641.25	0.00	0.00	0.00	0.00	0.00	0.00	0.00
Total Group 1									
PERSONAL SERVICES	6,600.00	7,641.25	0.00	0.00	0.00	0.00	0.00	0.00	0.00
Group 2									
EQUIPMENT & CAPITAL OUTLAY									
A.7110.22100									
FURNITURE & FIXTURES..	956.36	0.00	0.00	0.00	0.00	0.00	0.00	0.00	0.00
Total Group 2									
EQUIPMENT & CAPITAL OUTLAY	956.36	0.00	0.00	0.00	0.00	0.00	0.00	0.00	0.00
Group 4									
CONTRACTUAL EXPENSE									
A.7110.41300									
SMALL TOOLS & EQUIPMENT	3,911.50	1,340.00	7,500.00	7,500.00	4,062.75	5,000.00	5,000.00	5,000.00	5,000.00
A.7110.41515									
LANDSCAPING TREES & SHRUBS..	6,257.41	9,656.30	10,000.00	10,230.00	8,295.84	8,000.00	8,000.00	8,000.00	8,000.00
A.7110.44110									
PROPERTY REPAIR..	90,330.32	202,637.77	100,000.00	99,030.29	55,145.09	80,000.00	80,000.00	80,000.00	80,000.00
A.7110.44120									
EQUIPMENT REPAIR..	11,458.30	12,169.23	20,000.00	20,819.80	6,543.67	15,000.00	15,000.00	15,000.00	15,000.00
A.7110.44125									
STREET LIGHT MAINTENANCE..	54,099.33	73,326.24	100,000.00	100,000.00	44,875.60	65,000.00	65,000.00	65,000.00	65,000.00
A.7110.44165									
UNIFORMS-RECREATION	27,106.13	27,487.48	30,000.00	30,758.72	28,781.37	30,000.00	30,000.00	30,000.00	30,000.00
A.7110.46900									
MISCELLANEOUS & TRAVEL..	0.00	0.00	0.00	950.00	55.75	0.00	0.00	0.00	0.00
Total Group 4									
CONTRACTUAL EXPENSE	193,162.99	326,617.02	267,500.00	269,288.81	147,760.07	203,000.00	203,000.00	203,000.00	203,000.00

Total Dept 7110

Date Prepared: 11/23/2016 02:29 PM
Report Date: 11/23/2016
Account Table:
Alt. Sort Table:

TOWN OF ISLIP
Budget Preparation Publication

Fiscal Year: 2017 Period From: 1 To: 12

Account Description	2014 Actual	2015 Actual	Original 2016 Budget	Adjusted 2016 Budget	2016 Actual	2017 COMP MTGS Stage	2017 TENT BUD Stage	2017 PREL BUD Stage	2017 FINAL BUD Stage
Fund A	GENERAL FUND								
Type E	Expense								
Dept 7110	DIVISION OF PARKS								
DIVISION OF PARKS	200,719.35	334,258.27	267,500.00	269,288.81	147,760.07	203,000.00	203,000.00	203,000.00	203,000.00

Date Prepared: 11/23/2016 02:29 PM

Report Date: 11/23/2016

Account Table:

Alt. Sort Table:

TOWN OF ISLIP

Budget Preparation Publication

BUD4050 1.0

Page 91 of 305

Prepared By: JLUDWIG

Fiscal Year: 2017 Period From: 1 To: 12

Account Description	2014 Actual	2015 Actual	Original 2016 Budget	Adjusted 2016 Budget	2016 Actual	2017 COMP MTGS Stage	2017 TENT BUD Stage	2017 PREL BUD Stage	2017 FINAL BUD Stage
Fund A									
Type E									
Dept 7111									
Group 1									
GENERAL FUND									
Expense									
GROUND MAINTENANCE									
PERSONAL SERVICES									
A.7111.15140									
AUTOMOTIVE EQUIPMENT OPERATOR	1,007,337.65	1,011,756.10	1,071,800.00	1,034,121.31	852,301.55	1,102,375.00	1,102,375.00	1,102,375.00	1,102,375.00
A.7111.15193									
AUTOMOTIVE MECHANIC IV	0.00	17,915.48	0.00	63,200.00	59,973.76	71,000.00	71,000.00	71,000.00	71,000.00
A.7111.15462									
GROUNDSKEEPER III	123,758.39	93,312.05	126,400.00	0.00	0.00	0.00	0.00	0.00	0.00
A.7111.15464									
GROUNDSKEEPER III COORDINATOR	215,083.03	238,368.90	219,800.00	283,000.00	255,216.92	302,000.00	302,000.00	302,000.00	302,000.00
A.7111.15540									
HEAVY EQUIPMENT OPERATOR	644,514.87	712,297.04	717,600.00	717,600.00	637,483.82	765,300.00	765,300.00	765,300.00	765,300.00
A.7111.15660									
LABORER	71,583.81	55,878.69	32,600.00	71,200.00	43,034.76	39,400.00	39,400.00	39,400.00	39,400.00
A.7111.19650									
OVERTIME	130,400.81	157,290.88	100,000.00	100,000.00	174,960.58	70,000.00	70,000.00	70,000.00	70,000.00
A.7111.19655									
OUT OF CLASSIFICATION	29,910.67	11,817.25	15,000.00	15,000.00	20,130.82	17,500.00	17,500.00	17,500.00	17,500.00
A.7111.19990									
PART TIME REGULAR	48,716.50	50,902.50	50,000.00	50,000.00	69,064.50	75,000.00	75,000.00	75,000.00	75,000.00
A.7111.19991									
PART TIME SUMMER	116,575.35	126,390.50	165,000.00	165,000.00	76,043.00	85,000.00	85,000.00	85,000.00	85,000.00
A.7111.19994									
PART TIME SEASONAL	49,616.00	59,353.00	60,000.00	60,000.00	38,619.00	60,000.00	60,000.00	60,000.00	60,000.00
Total Group 1									
PERSONAL SERVICES	2,437,497.08	2,535,282.39	2,558,200.00	2,559,121.31	2,226,828.71	2,587,575.00	2,587,575.00	2,587,575.00	2,587,575.00
Group 2									
EQUIPMENT & CAPITAL OUTLAY									
A.7111.22500									
OTHER EQUIPMENT..	1,750.38	3,831.00	7,500.00	7,500.00	3,332.15	5,000.00	5,000.00	5,000.00	5,000.00
Total Group 2									
EQUIPMENT & CAPITAL OUTLAY	1,750.38	3,831.00	7,500.00	7,500.00	3,332.15	5,000.00	5,000.00	5,000.00	5,000.00
Group 4									
CONTRACTUAL EXPENSE									
A.7111.41300									
SMALL TOOLS & EQUIPMENT	30,755.54	2,628.79	17,500.00	16,518.20	7,018.05	10,000.00	10,000.00	10,000.00	10,000.00

Date Prepared: 11/23/2016 02:29 PM

Report Date: 11/23/2016

Account Table:

Alt. Sort Table:

TOWN OF ISLIP

Budget Preparation Publication

Fiscal Year: 2017 Period From: 1 To: 12

BUD4050 1.0

Page 92 of 305

Prepared By: JLUDWIG

Account Description	2014 Actual	2015 Actual	Original 2016 Budget	Adjusted 2016 Budget	2016 Actual	2017 COMP MTGS Stage	2017 TENT BUD Stage	2017 PREL BUD Stage	2017 FINAL BUD Stage
Fund A									
Type E									
Dept 7111									
Group 4									
GENERAL FUND									
Expense									
GROUND MAINTENANCE									
CONTRACTUAL EXPENSE									
A.7111.41540									
FERTILIZER/SEED/SOD..	1,885.80	6,254.85	5,000.00	6,098.00	4,470.00	7,000.00	7,000.00	7,000.00	7,000.00
A.7111.44080									
EQUIPMENT RENTAL..	1,806.15	5,006.45	5,000.00	5,000.00	2,700.00	5,500.00	5,500.00	5,500.00	5,500.00
A.7111.44174									
SAFETY & PROTECTIVE EQUIPMENT	0.00	28.45	1,000.00	1,000.00	0.00	0.00	0.00	0.00	0.00
A.7111.44215									
WASTE RECEPTACLES..	20,755.00	4,950.00	20,000.00	20,000.00	14,811.60	20,000.00	20,000.00	20,000.00	20,000.00
A.7111.46900									
MISCELLANEOUS & TRAVEL..	1,260.00	0.00	0.00	0.00	0.00	0.00	0.00	0.00	0.00
Total Group 4									
CONTRACTUAL EXPENSE	56,462.49	18,868.54	48,500.00	48,616.20	28,999.65	42,500.00	42,500.00	42,500.00	42,500.00
Total Dept 7111									
GROUND MAINTENANCE	2,495,709.95	2,557,981.93	2,614,200.00	2,615,237.51	2,259,160.51	2,635,075.00	2,635,075.00	2,635,075.00	2,635,075.00

Date Prepared: 11/23/2016 02:29 PM

Report Date: 11/23/2016

Account Table:

Alt. Sort Table:

TOWN OF ISLIP

Budget Preparation Publication

Fiscal Year: 2017 Period From: 1 To: 12

BUD4050 1.0

Page 94 of 305

Prepared By: JLUDWIG

Account Description	2014 Actual	2015 Actual	Original 2016 Budget	Adjusted 2016 Budget	2016 Actual	2017 COMP MTGS Stage	2017 TENT BUD Stage	2017 PREL BUD Stage	2017 FINAL BUD Stage
Fund A									
Type E									
Dept 7114									
Group 2									
GENERAL FUND									
Expense									
PARK MAINTENANCE									
EQUIPMENT & CAPITAL OUTLAY									
	574.38	0.00	2,000.00	2,000.00	0.00	0.00	0.00	0.00	0.00
Group 4									
CONTRACTUAL EXPENSE									
A.7114.41300									
SMALL TOOLS & EQUIPMENT	1,629.71	1,342.10	4,000.00	4,000.00	1,366.43	2,000.00	2,000.00	2,000.00	2,000.00
A.7114.41400									
PAINT & SUPPLIES..	3,105.36	1,487.91	5,000.00	5,000.00	1,169.62	3,000.00	3,000.00	3,000.00	3,000.00
A.7114.41800									
LUMBER..	7,059.26	6,501.55	14,000.00	14,000.00	8,564.78	10,000.00	10,000.00	10,000.00	10,000.00
A.7114.41810									
HARDWARE..	4,317.48	4,696.38	9,000.00	9,261.52	2,353.50	8,000.00	8,000.00	8,000.00	8,000.00
A.7114.41830									
CEMENT & SUPPLIES..	1,635.53	227.80	2,000.00	2,000.00	0.00	2,000.00	2,000.00	2,000.00	2,000.00
Total Group 4									
CONTRACTUAL EXPENSE	17,747.34	14,255.74	34,000.00	34,261.52	13,454.33	25,000.00	25,000.00	25,000.00	25,000.00
Total Dept 7114									
PARK MAINTENANCE	652,387.21	657,382.86	775,950.00	857,449.27	751,382.65	858,700.00	858,700.00	858,700.00	858,700.00

Prepared By: JLUDWIG

Fiscal Year: 2017 Period From: 1 To: 12

[illegible]

Date Prepared: 11/23/2016 02:29 PM

Report Date: 11/23/2016

Account Table:

Alt. Sort Table:

TOWN OF ISLIP

Budget Preparation Publication

Fiscal Year: 2017 Period From: 1 To: 12

BUD4050 1.0

Page 96 of 305

Prepared By: JLU DWIG

Account Description	2014 Actual	2015 Actual	Original 2016 Budget	Adjusted 2016 Budget	2016 Actual	2017 COMP MTGS Stage	2017 TENT BUD Stage	2017 PREL BUD Stage	2017 FINAL BUD Stage
Fund A									
Type E									
Dept 7115									
Group 4									
GENERAL FUND									
Expense									
BRENTWOOD COUNTRY CLUB									
CONTRACTUAL EXPENSE									
A.7115.41740									
SPRINKLER/IRRIGATION..	16,070.14	14,116.26	5,000.00	6,915.48	6,915.48	5,000.00	5,000.00	5,000.00	5,000.00
A.7115.44043									
MEDIA/PUBLICATION/PRODUCTION..	0.00	2,000.00	5,000.00	5,000.00	2,666.67	5,000.00	5,000.00	5,000.00	5,000.00
A.7115.44081									
GOLF CART RENTAL	38,491.74	45,662.64	55,000.00	46,000.00	45,662.64	50,000.00	50,000.00	50,000.00	50,000.00
A.7115.44084									
GOLF CART REPAIRS..	470.41	109.18	1,500.00	1,666.59	268.60	1,500.00	1,500.00	1,500.00	1,500.00
A.7115.44110									
PROPERTY REPAIR..	14,971.54	14,401.11	5,000.00	18,880.03	15,451.48	15,000.00	15,000.00	15,000.00	15,000.00
A.7115.44120									
EQUIPMENT REPAIR..	24,387.07	24,696.85	30,000.00	22,445.73	11,939.89	30,000.00	30,000.00	30,000.00	30,000.00
A.7115.44174									
SAFETY & PROTECTIVE EQUIPMENT	0.00	0.00	1,000.00	1,000.00	0.00	0.00	0.00	0.00	0.00
A.7115.45000									
OUTSIDE PROFESSIONAL..	57,369.00	57,369.00	57,369.00	57,369.00	52,588.25	65,000.00	65,000.00	65,000.00	65,000.00
A.7115.45074									
GOLF PRO FEE/OUTING..	62,703.59	75,116.69	65,000.00	71,600.00	58,721.78	70,000.00	70,000.00	70,000.00	70,000.00
A.7115.46900									
MISCELLANEOUS & TRAVEL..	1,140.00	699.35	1,000.00	915.00	200.00	1,000.00	1,000.00	1,000.00	1,000.00
Total Group 4									
CONTRACTUAL EXPENSE	274,489.27	292,329.56	323,369.00	326,076.35	241,273.66	316,000.00	316,000.00	316,000.00	316,000.00
Total Dept 7115									
BRENTWOOD COUNTRY CLUB	656,156.38	673,604.17	761,369.00	775,565.75	558,909.42	722,200.00	722,200.00	722,200.00	722,200.00

Date Prepared: 11/23/2016 02:29 PM

Report Date: 11/23/2016

Account Table:

Alt. Sort Table:

TOWN OF ISLIP

Budget Preparation Publication

BUD4050 1.0

Page 97 of 305

Prepared By: JLU DWIG

Fiscal Year: 2017 Period From: 1 To: 12

Account Description	2014 Actual	2015 Actual	Original 2016 Budget	Adjusted 2016 Budget	2016 Actual	2017 COMP MTGS Stage	2017 TENT BUD Stage	2017 PREL BUD Stage	2017 FINAL BUD Stage
Fund A									
Type E									
Dept 7116									
Group 1									
GENERAL FUND									
Expense									
GULL HAVEN GOLF COURSE									
PERSONAL SERVICES									
A.7116.15140									
AUTOMOTIVE EQUIPMENT OPERATOR	50,344.73	51,664.64	51,500.00	51,500.00	45,726.79	54,100.00	54,100.00	54,100.00	54,100.00
A.7116.15462									
GROUNDSKEEPER III	23,115.77	0.00	63,200.00	0.00	0.00	0.00	0.00	0.00	0.00
A.7116.15464									
GROUNDSKEEPER III COORD	41,413.61	65,060.34	0.00	69,200.00	66,707.70	71,000.00	71,000.00	71,000.00	71,000.00
A.7116.15540									
HEAVY EQUIPMENT OPERATOR	54,046.08	53,783.86	55,200.00	54,450.36	6,332.90	0.00	0.00	0.00	0.00
A.7116.15660									
LABORER	0.00	0.00	0.00	0.00	0.00	30,000.00	30,000.00	30,000.00	30,000.00
A.7116.19650									
OVERTIME	36,285.02	34,986.79	40,000.00	40,000.00	27,817.22	40,000.00	40,000.00	40,000.00	40,000.00
A.7116.19655									
OUT OF CLASSIFICATION	1,189.17	358.64	5,000.00	6,300.00	6,214.28	5,000.00	5,000.00	5,000.00	5,000.00
A.7116.19990									
PART TIME REGULAR	0.00	144.00	10,000.00	16,000.00	13,728.00	0.00	0.00	0.00	0.00
A.7116.19991									
PART TIME SUMMER	2,112.00	720.00	5,000.00	76.00	76.00	5,000.00	5,000.00	5,000.00	5,000.00
A.7116.19994									
PART TIME SEASONAL	69,056.77	64,595.35	75,000.00	72,624.00	48,462.13	85,000.00	85,000.00	85,000.00	85,000.00
Total Group 1									
PERSONAL SERVICES	277,563.15	271,313.62	304,900.00	310,150.36	215,065.02	290,100.00	290,100.00	290,100.00	290,100.00
Group 2									
EQUIPMENT & CAPITAL OUTLAY									
A.7116.22500									
OTHER EQUIPMENT..	17,327.00	0.00	0.00	0.00	0.00	0.00	0.00	0.00	0.00
Total Group 2									
EQUIPMENT & CAPITAL OUTLAY	17,327.00	0.00	0.00	0.00	0.00	0.00	0.00	0.00	0.00
Group 4									
CONTRACTUAL EXPENSE									
A.7116.41200									
GAS & OIL..	3,623.06	2,910.16	4,000.00	4,000.00	2,264.19	4,000.00	4,000.00	4,000.00	4,000.00
A.7116.41300									
SMALL TOOLS & EQUIPMENT	1,259.61	410.55	2,000.00	2,679.06	2,383.31	3,000.00	3,000.00	3,000.00	3,000.00

Date Prepared: 11/23/2016 02:29 PM

Report Date: 11/23/2016

Account Table:

Alt. Sort Table:

TOWN OF ISLIP

Budget Preparation Publication

Fiscal Year: 2017 Period From: 1 To: 12

BUD4050 1.0

Page 98 of 305

Prepared By: JLU DWIG

Account Description	2014 Actual	2015 Actual	Original 2016 Budget	Adjusted 2016 Budget	2016 Actual	2017 COMP MTGS Stage	2017 TENT BUD Stage	2017 PREL BUD Stage	2017 FINAL BUD Stage
Fund A									
Type E									
Dept 7116									
Group 4									
GENERAL FUND									
Expense									
GULL HAVEN GOLF COURSE									
CONTRACTUAL EXPENSE									
A.7116.41510									
GOLF COURSE SUPPLIES..	1,396.50	2,229.84	3,500.00	3,293.68	2,476.68	3,500.00	3,500.00	3,500.00	3,500.00
A.7116.41530									
CHEMICALS..	10,310.56	8,656.84	20,000.00	16,400.00	8,580.47	15,000.00	15,000.00	15,000.00	15,000.00
A.7116.41540									
FERTILIZER/SEED/SOD..	7,420.58	8,871.00	12,000.00	12,600.00	10,963.40	10,000.00	10,000.00	10,000.00	10,000.00
A.7116.41740									
SPRINKLER/IRRIGATION..	5,336.00	3,930.40	7,500.00	14,700.27	14,700.27	7,500.00	7,500.00	7,500.00	7,500.00
A.7116.44043									
MEDIA/PUBLICATION/PRODUCTION..	0.00	2,000.00	3,000.00	3,000.00	2,666.66	4,000.00	4,000.00	4,000.00	4,000.00
A.7116.44081									
GOLF CART RENTAL	13,747.00	16,308.00	25,000.00	19,099.04	16,308.00	20,000.00	20,000.00	20,000.00	20,000.00
A.7116.44084									
GOLF CART REPAIRS..	60.88	0.00	1,500.00	2,000.00	0.00	1,000.00	1,000.00	1,000.00	1,000.00
A.7116.44110									
PROPERTY REPAIR..	7,446.84	28,588.48	10,000.00	16,650.13	11,791.99	50,000.00	50,000.00	50,000.00	50,000.00
A.7116.44120									
EQUIPMENT REPAIR..	16,230.10	11,529.25	20,000.00	15,254.00	6,989.90	15,000.00	15,000.00	15,000.00	15,000.00
A.7116.44174									
SAFETY & PROTECTIVE EQUIPMENT	0.00	0.00	1,000.00	1,000.00	0.00	1,000.00	1,000.00	1,000.00	1,000.00
A.7116.45000									
OUTSIDE PROFESSIONAL..	50,480.00	50,479.96	50,479.00	50,479.96	46,273.30	60,000.00	60,000.00	60,000.00	60,000.00
A.7116.45074									
GOLF PRO FEE/OUTING..	7,114.27	8,079.02	12,000.00	12,000.00	7,534.74	10,000.00	10,000.00	10,000.00	10,000.00
A.7116.46900									
MISCELLANEOUS & TRAVEL..	1,738.45	880.26	1,000.00	1,000.00	604.85	1,000.00	1,000.00	1,000.00	1,000.00
Total Group 4									
CONTRACTUAL EXPENSE	126,163.85	144,873.76	172,979.00	174,156.14	133,537.76	205,000.00	205,000.00	205,000.00	205,000.00
Total Dept 7116									
GULL HAVEN GOLF COURSE	421,054.00	416,187.38	477,879.00	484,306.50	348,602.78	495,100.00	495,100.00	495,100.00	495,100.00

Date Prepared: 11/23/2016 02:29 PM

Report Date: 11/23/2016

Account Table:

Alt. Sort Table:

TOWN OF ISLIP

Budget Preparation Publication

BUD4050 1.0

Page 99 of 305

Prepared By: JLU DWIG

Fiscal Year: 2017 Period From: 1 To: 12

Account Description	2014 Actual	2015 Actual	Original 2016 Budget	Adjusted 2016 Budget	2016 Actual	2017 COMP MTGS Stage	2017 TENT BUD Stage	2017 PREL BUD Stage	2017 FINAL BUD Stage
Fund A									
Type E									
Dept 7117									
Group 1									
GENERAL FUND									
Expense									
HOLBROOK COUNTRY CLUB									
PERSONAL SERVICES									
A.7117.15140									
AUTOMOTIVE EQUIPMENT OPERATOR	132,875.49	111,130.13	120,350.00	103,000.00	90,240.45	107,400.00	107,400.00	107,400.00	107,400.00
A.7117.15192									
AUTOMOTIVE MECHANIC III	19,184.72	0.00	0.00	0.00	0.00	0.00	0.00	0.00	0.00
A.7117.15193									
AUTOMOTIVE MECHANIC IV	43,925.73	67,703.76	67,600.00	67,600.00	59,847.03	70,300.00	70,300.00	70,300.00	70,300.00
A.7117.15464									
GROUNDSCOOPER III COORDINATOR	60,145.07	39,614.81	33,800.00	25,250.00	0.00	0.00	0.00	0.00	0.00
A.7117.15660									
LABORER	0.00	646.81	0.00	37,450.00	33,799.53	60,000.00	60,000.00	60,000.00	60,000.00
A.7117.19650									
OVERTIME	40,133.75	18,590.16	55,000.00	50,000.00	11,520.56	55,000.00	55,000.00	55,000.00	55,000.00
A.7117.19655									
OUT OF CLASSIFICATION	253.10	0.00	1,500.00	9,500.00	8,009.76	1,500.00	1,500.00	1,500.00	1,500.00
A.7117.19990									
PART TIME REGULAR	18,398.00	23,295.00	20,000.00	41,000.00	36,198.00	35,000.00	35,000.00	35,000.00	35,000.00
A.7117.19991									
PART TIME SUMMER	8,385.00	14,205.50	15,000.00	0.00	0.00	0.00	0.00	0.00	0.00
A.7117.19994									
PART TIME SEASONAL	57,301.38	60,023.85	70,000.00	61,000.00	51,685.22	80,000.00	80,000.00	80,000.00	80,000.00
Total Group 1									
PERSONAL SERVICES	380,602.24	335,210.02	383,250.00	394,800.00	291,300.55	409,200.00	409,200.00	409,200.00	409,200.00
Group 2									
EQUIPMENT & CAPITAL OUTLAY									
A.7117.22540									
PORTABLE EQUIPMENT..	3,247.14	3,538.00	0.00	0.00	0.00	0.00	0.00	0.00	0.00
Total Group 2									
EQUIPMENT & CAPITAL OUTLAY	3,247.14	3,538.00	0.00	0.00	0.00	0.00	0.00	0.00	0.00
Group 4									
CONTRACTUAL EXPENSE									
A.7117.41200									
GAS & OIL..	18,472.70	13,965.41	20,000.00	20,000.00	8,819.45	17,000.00	17,000.00	17,000.00	17,000.00
A.7117.41300									
SMALL TOOLS & EQUIPMENT	4,022.06	3,779.48	5,000.00	5,000.00	1,564.09	4,000.00	4,000.00	4,000.00	4,000.00

Date Prepared: 11/23/2016 02:29 PM

Report Date: 11/23/2016

Account Table:

Alt. Sort Table:

TOWN OF ISLIP

Budget Preparation Publication

Fiscal Year: 2017 Period From: 1 To: 12

BUD4050 1.0

Page 100 of 305

Prepared By: JLU DWIG

Account Description	2014 Actual	2015 Actual	Original 2016 Budget	Adjusted 2016 Budget	2016 Actual	2017 COMP MTGS Stage	2017 TENT BUD Stage	2017 PREL BUD Stage	2017 FINAL BUD Stage
Fund A									
Type E									
Dept 7117									
Group 4									
GENERAL FUND									
Expense									
HOLBROOK COUNTRY CLUB									
CONTRACTUAL EXPENSE									
A.7117.41510									
GOLF COURSE SUPPLIES..	4,068.97	5,915.65	8,000.00	8,000.00	3,208.32	6,500.00	6,500.00	6,500.00	6,500.00
A.7117.41530									
CHEMICALS..	21,815.02	16,611.50	30,000.00	30,000.00	14,656.00	22,500.00	22,500.00	22,500.00	22,500.00
A.7117.41540									
FERTILIZER/SEED/SOD..	17,483.56	21,000.00	21,000.00	21,000.00	18,249.20	20,000.00	20,000.00	20,000.00	20,000.00
A.7117.41740									
SPRINKLER/IRRIGATION..	24,517.37	4,694.15	40,000.00	40,000.00	13,353.30	20,000.00	20,000.00	20,000.00	20,000.00
A.7117.44043									
MEDIA/PUBLICATION/PRODUCTION..	0.00	2,000.00	4,000.00	4,000.00	2,666.67	5,000.00	5,000.00	5,000.00	5,000.00
A.7117.44081									
GOLF CART RENTAL	41,239.64	48,924.00	57,500.00	57,500.00	48,924.00	55,000.00	55,000.00	55,000.00	55,000.00
A.7117.44084									
GOLF CART REPAIRS..	642.52	1,707.65	2,500.00	2,714.13	1,621.40	2,500.00	2,500.00	2,500.00	2,500.00
A.7117.44110									
PROPERTY REPAIR..	29,744.32	34,092.69	30,000.00	31,129.00	21,176.63	30,000.00	30,000.00	30,000.00	30,000.00
A.7117.44120									
EQUIPMENT REPAIR..	19,760.67	16,720.70	35,000.00	38,258.21	16,762.90	25,000.00	25,000.00	25,000.00	25,000.00
A.7117.45000									
OUTSIDE PROFESSIONAL..	59,686.00	59,686.00	59,686.00	59,686.00	54,712.17	65,000.00	65,000.00	65,000.00	65,000.00
A.7117.45074									
GOLF PRO FEE/OUTING..	51,978.68	55,089.28	70,000.00	70,000.00	47,407.23	60,000.00	60,000.00	60,000.00	60,000.00
A.7117.46900									
MISCELLANEOUS & TRAVEL..	1,400.82	1,044.35	1,500.00	1,500.00	400.00	1,500.00	1,500.00	1,500.00	1,500.00
Total Group 4									
CONTRACTUAL EXPENSE	294,832.33	285,230.86	384,186.00	388,787.34	253,521.36	334,000.00	334,000.00	334,000.00	334,000.00
Total Dept 7117									
HOLBROOK COUNTRY CLUB	678,681.71	623,978.88	767,436.00	783,587.34	544,821.91	743,200.00	743,200.00	743,200.00	743,200.00

TOWN OF ISLIP

Budget Preparation Publication

Fiscal Year: 2017 Period From: 1 To: 12

Account Description	2014 Actual	2015 Actual	Original 2016 Budget	Adjusted 2016 Budget	2016 Actual	2017 COMP MTGS Stage	2017 TENT BUD Stage	2017 PREL BUD Stage	2017 FINAL BUD Stage
Fund A									
Type E									
Dept 7180									
Group 1									
GENERAL FUND									
Expense									
BEACHES									
PERSONAL SERVICES									
A.7180.19990									
PART TIME REGULAR	34,822.02	12,196.64	50,000.00	25,000.00	8,377.43	0.00	0.00	0.00	0.00
A.7180.19991									
PART TIME SUMMER	504,407.89	558,921.91	550,000.00	569,750.00	569,714.11	590,000.00	590,000.00	590,000.00	590,000.00
Total Group 1									
PERSONAL SERVICES	539,229.91	571,118.55	600,000.00	594,750.00	578,091.54	590,000.00	590,000.00	590,000.00	590,000.00
Group 2									
EQUIPMENT & CAPITAL OUTLAY									
A.7180.22660									
BEACH EQUIPMENT..	978.00	3,769.99	4,500.00	4,500.00	3,026.00	4,500.00	4,500.00	4,500.00	4,500.00
Total Group 2									
EQUIPMENT & CAPITAL OUTLAY	978.00	3,769.99	4,500.00	4,500.00	3,026.00	4,500.00	4,500.00	4,500.00	4,500.00
Group 4									
CONTRACTUAL EXPENSE									
A.7180.41640									
FIRST AID SUPPLIES..	2,621.46	5,203.16	4,500.00	4,500.00	1,118.22	5,000.00	5,000.00	5,000.00	5,000.00
A.7180.41642									
BEACH SUPPLIES	1,493.24	3,131.66	4,500.00	4,500.00	2,549.75	4,500.00	4,500.00	4,500.00	4,500.00
A.7180.44110									
PROPERTY REPAIR..	7,088.35	5,126.09	10,000.00	10,000.00	4,648.62	9,000.00	9,000.00	9,000.00	9,000.00
A.7180.44120									
EQUIPMENT REPAIR..	144.90	0.00	2,500.00	2,500.00	0.00	1,000.00	1,000.00	1,000.00	1,000.00
A.7180.44320									
FERRY TRANSPORTATION..	11,781.00	19,687.28	25,000.00	25,000.00	8,151.00	25,000.00	25,000.00	25,000.00	25,000.00
A.7180.46900									
MISCELLANEOUS & TRAVEL..	604.75	385.12	1,000.00	1,000.00	651.79	1,000.00	1,000.00	1,000.00	1,000.00
Total Group 4									
CONTRACTUAL EXPENSE	23,733.70	33,533.31	47,500.00	47,500.00	17,119.38	45,500.00	45,500.00	45,500.00	45,500.00
Total Dept 7180									
BEACHES	563,941.61	608,421.85	652,000.00	646,750.00	598,236.92	640,000.00	640,000.00	640,000.00	640,000.00

Account Description	2014 Actual	2015 Actual	Original 2016 Budget	Adjusted 2016 Budget	2016 Actual	2017 COMP MTGS Stage	2017 TENT BUD Stage	2017 PREL BUD Stage	2017 FINAL BUD Stage
Fund A	GENERAL FUND								
Type E	Expense								
Dept 7180	BEACHES								

Date Prepared: 11/23/2016 02:29 PM

Report Date: 11/23/2016

Account Table:

Alt. Sort Table:

TOWN OF ISLIP

Budget Preparation Publication

Fiscal Year: 2017 Period From: 1 To: 12

BUD4050 1.0

Page 103 of 305

Prepared By: JLU DWIG

Account Description	2014 Actual	2015 Actual	Original 2016 Budget	Adjusted 2016 Budget	2016 Actual	2017 COMP MTGS Stage	2017 TENT BUD Stage	2017 PREL BUD Stage	2017 FINAL BUD Stage
Fund A									
Type E									
Dept 7181									
Group 1									
GENERAL FUND									
Expense									
AQUATIC PROGRAM									
PERSONAL SERVICES									
A.7181.19990									
PART TIME REGULAR	80.00	0.00	0.00	2,240.00	2,240.00	0.00	0.00	0.00	0.00
A.7181.19991									
PART TIME SUMMER	53,588.30	52,860.92	70,000.00	67,760.00	52,136.82	65,000.00	65,000.00	65,000.00	65,000.00
Total Group 1									
PERSONAL SERVICES	<u>53,668.30</u>	<u>52,860.92</u>	<u>70,000.00</u>	<u>70,000.00</u>	<u>54,376.82</u>	<u>65,000.00</u>	<u>65,000.00</u>	<u>65,000.00</u>	<u>65,000.00</u>
Group 4									
CONTRACTUAL EXPENSE									
A.7181.44120									
EQUIPMENT REPAIR..	0.00	239.96	1,000.00	1,000.00	865.42	1,500.00	1,500.00	1,500.00	1,500.00
A.7181.46900									
MISCELLANEOUS & TRAVEL..	217.54	0.00	500.00	500.00	38.98	500.00	500.00	500.00	500.00
Total Group 4									
CONTRACTUAL EXPENSE	<u>217.54</u>	<u>239.96</u>	<u>1,500.00</u>	<u>1,500.00</u>	<u>904.40</u>	<u>2,000.00</u>	<u>2,000.00</u>	<u>2,000.00</u>	<u>2,000.00</u>
Total Dept 7181									
AQUATIC PROGRAM	<u>53,885.84</u>	<u>53,100.88</u>	<u>71,500.00</u>	<u>71,500.00</u>	<u>55,281.22</u>	<u>67,000.00</u>	<u>67,000.00</u>	<u>67,000.00</u>	<u>67,000.00</u>

Date Prepared: 11/23/2016 02:29 PM

Report Date: 11/23/2016

Account Table:

Alt. Sort Table:

TOWN OF ISLIP

Budget Preparation Publication

Fiscal Year: 2017 Period From: 1 To: 12

BUD4050 1.0

Page 104 of 305

Prepared By: JLUDWIG

Account Description	2014 Actual	2015 Actual	Original 2016 Budget	Adjusted 2016 Budget	2016 Actual	2017 COMP MTGS Stage	2017 TENT BUD Stage	2017 PREL BUD Stage	2017 FINAL BUD Stage
Fund A									
Type E									
Dept 7182									
Group 1									
GENERAL FUND									
Expense									
ATLANTIQUE BEACH MARINA									
PERSONAL SERVICES									
A.7182.19990									
PART TIME REGULAR	10,893.77	12,242.95	15,000.00	15,000.00	7,751.95	0.00	0.00	0.00	0.00
A.7182.19991									
PART TIME SUMMER	79,278.15	111,785.80	110,000.00	110,000.00	95,138.35	150,000.00	150,000.00	150,000.00	150,000.00
Total Group 1									
PERSONAL SERVICES	90,171.92	124,028.75	125,000.00	125,000.00	102,890.30	150,000.00	150,000.00	150,000.00	150,000.00
Group 4									
CONTRACTUAL EXPENSE									
A.7182.44110									
PROPERTY REPAIR..	9,427.80	11,048.01	40,000.00	39,434.96	17,707.41	12,500.00	12,500.00	12,500.00	12,500.00
A.7182.44120									
EQUIPMENT REPAIR..	375.93	436.05	1,500.00	1,500.00	0.00	1,000.00	1,000.00	1,000.00	1,000.00
A.7182.45021									
FIRE PROTECTION	24,888.00	26,132.00	28,000.00	28,000.00	27,439.00	30,000.00	30,000.00	30,000.00	30,000.00
Total Group 4									
CONTRACTUAL EXPENSE	34,691.73	37,616.06	69,500.00	68,934.96	45,146.41	43,500.00	43,500.00	43,500.00	43,500.00
Total Dept 7182									
ATLANTIQUE BEACH MARINA	124,863.65	161,644.81	194,500.00	193,934.96	148,036.71	193,500.00	193,500.00	193,500.00	193,500.00

Date Prepared: 11/23/2016 02:29 PM

Report Date: 11/23/2016

Account Table:

Alt. Sort Table:

TOWN OF ISLIP

Budget Preparation Publication

Fiscal Year: 2017 Period From: 1 To: 12

BUD4050 1.0

Page 105 of 305

Prepared By: JLUDWIG

Account Description	2014 Actual	2015 Actual	Original 2016 Budget	Adjusted 2016 Budget	2016 Actual	2017 COMP MTGS Stage	2017 TENT BUD Stage	2017 PREL BUD Stage	2017 FINAL BUD Stage
Fund A									
Type E									
Dept 7230									
Group 4									
GENERAL FUND									
Expense									
MARINA AND DOCKS									
CONTRACTUAL EXPENSE									
A.7230.44000									
PRINTING..	0.00	0.00	10,000.00	9,550.00	3,812.00	15,000.00	15,000.00	15,000.00	15,000.00
A.7230.44040									
PRINTING & ADVERTISING..	7,175.00	1,193.00	0.00	0.00	0.00	1,500.00	1,500.00	1,500.00	1,500.00
A.7230.44080									
EQUIPMENT RENTAL..	42,609.20	25,527.33	45,000.00	45,000.00	25,444.79	40,000.00	40,000.00	40,000.00	40,000.00
A.7230.46900									
MISCELLANEOUS & TRAVEL..	136.20	363.20	0.00	450.00	302.40	400.00	400.00	400.00	400.00
Total Group 4									
CONTRACTUAL EXPENSE	49,920.40	27,083.53	55,000.00	55,000.00	29,559.19	56,900.00	56,900.00	56,900.00	56,900.00
Total Dept 7230									
MARINA AND DOCKS	49,920.40	27,083.53	55,000.00	55,000.00	29,559.19	56,900.00	56,900.00	56,900.00	56,900.00

Date Prepared: 11/23/2016 02:29 PM

Report Date: 11/23/2016

Account Table:

Alt. Sort Table:

TOWN OF ISLIP

Budget Preparation Publication

Fiscal Year: 2017 Period From: 1 To: 12

BUD4050 1.0

Page 106 of 305

Prepared By: JLUDWIG

Account Description	2014 Actual	2015 Actual	Original 2016 Budget	Adjusted 2016 Budget	2016 Actual	2017 COMP MTGS Stage	2017 TENT BUD Stage	2017 PREL BUD Stage	2017 FINAL BUD Stage
Fund A									
Type E									
Dept 7231									
Group 2									
GENERAL FUND									
Expense									
BAY BOTTOM LEASING PROGRAM									
EQUIPMENT & CAPITAL OUTLAY									
A.7231.22500									
OTHER EQUIPMENT..	0.00	1,175.30	0.00	1,186.70	676.80	0.00	0.00	0.00	0.00
Total Group 2									
EQUIPMENT & CAPITAL OUTLAY	<u>0.00</u>	<u>1,175.30</u>	<u>0.00</u>	<u>1,186.70</u>	<u>676.80</u>	<u>0.00</u>	<u>0.00</u>	<u>0.00</u>	<u>0.00</u>
Group 4									
CONTRACTUAL EXPENSE									
A.7231.41200									
GAS & OIL..	0.00	462.14	2,000.00	2,000.00	198.50	1,500.00	1,500.00	1,500.00	1,500.00
A.7231.41300									
SMALL TOOLS & EQUIPMENT	0.00	3,082.38	12,000.00	17,237.20	6,009.60	10,000.00	10,000.00	10,000.00	10,000.00
A.7231.44000									
PRINTING..	0.00	35.00	0.00	0.00	0.00	0.00	0.00	0.00	0.00
A.7231.44120									
EQUIPMENT REPAIR..	0.00	0.00	5,000.00	7,537.10	6,779.40	5,000.00	5,000.00	5,000.00	5,000.00
A.7231.44174									
SAFETY & PROTECTIVE EQUIPMENT	0.00	1,146.36	3,000.00	3,000.00	179.86	3,000.00	3,000.00	3,000.00	3,000.00
A.7231.46900									
MISCELLANEOUS & TRAVEL..	0.00	0.00	1,000.00	1,000.00	547.70	1,000.00	1,000.00	1,000.00	1,000.00
Total Group 4									
CONTRACTUAL EXPENSE	<u>0.00</u>	<u>4,725.88</u>	<u>23,000.00</u>	<u>30,774.30</u>	<u>13,715.06</u>	<u>20,500.00</u>	<u>20,500.00</u>	<u>20,500.00</u>	<u>20,500.00</u>
Total Dept 7231									
BAY BOTTOM LEASING PROGRAM	<u>0.00</u>	<u>5,901.18</u>	<u>23,000.00</u>	<u>31,961.00</u>	<u>14,391.86</u>	<u>20,500.00</u>	<u>20,500.00</u>	<u>20,500.00</u>	<u>20,500.00</u>

Date Prepared: 11/23/2016 02:29 PM

Report Date: 11/23/2016

Account Table:

Alt. Sort Table:

TOWN OF ISLIP

Budget Preparation Publication

BUD4050 1.0

Page 107 of 305

Prepared By: JLUDWIG

Fiscal Year: 2017 Period From: 1 To: 12

Account Description	2014 Actual	2015 Actual	Original 2016 Budget	Adjusted 2016 Budget	2016 Actual	2017 COMP MTGS Stage	2017 TENT BUD Stage	2017 PREL BUD Stage	2017 FINAL BUD Stage
Fund A									
Type E									
Dept 7232									
Group 1									
GENERAL FUND									
Expense									
MARINE LAW ENFORCEMENT									
PERSONAL SERVICES									
A.7232.15502									
HARBOR MASTER (CHIEF) IV	0.00	0.00	22,200.00	200.00	0.00	34,425.00	34,425.00	34,425.00	34,425.00
A.7232.19990									
PART TIME REGULAR	70,862.00	89,010.00	120,000.00	120,000.00	131,119.00	80,000.00	80,000.00	80,000.00	80,000.00
A.7232.19991									
PART TIME SUMMER	101,226.00	85,085.00	115,000.00	115,000.00	99,587.00	0.00	0.00	0.00	0.00
A.7232.19994									
PART TIME SEASONAL	0.00	0.00	0.00	0.00	0.00	155,000.00	155,000.00	155,000.00	155,000.00
Total Group 1									
PERSONAL SERVICES	172,088.00	174,095.00	257,200.00	235,200.00	230,706.00	269,425.00	269,425.00	269,425.00	269,425.00
Group 4									
CONTRACTUAL EXPENSE									
A.7232.41200									
GAS & OIL..	5,824.02	12,757.64	15,000.00	20,500.00	10,803.31	15,000.00	15,000.00	15,000.00	15,000.00
A.7232.41300									
SMALL TOOLS & EQUIPMENT	0.00	366.51	600.00	600.00	600.00	600.00	600.00	600.00	600.00
A.7232.44000									
PRINTING..	217.50	0.00	250.00	250.00	70.00	750.00	750.00	750.00	750.00
A.7232.44120									
EQUIPMENT REPAIR..	12,885.32	8,058.92	7,000.00	28,033.77	19,285.73	20,000.00	20,000.00	20,000.00	20,000.00
A.7232.44171									
UNIFORMS & SAFETY EQUIPMENT..	1,665.86	14,665.90	17,000.00	17,523.22	15,981.47	15,000.00	15,000.00	15,000.00	15,000.00
A.7232.46900									
MISCELLANEOUS & TRAVEL..	360.00	1,460.67	500.00	500.00	253.75	500.00	500.00	500.00	500.00
Total Group 4									
CONTRACTUAL EXPENSE	20,952.70	37,309.64	40,350.00	67,406.99	46,994.26	51,850.00	51,850.00	51,850.00	51,850.00
Total Dept 7232									
MARINE LAW ENFORCEMENT	193,040.70	211,404.64	297,550.00	302,606.99	277,700.26	321,275.00	321,275.00	321,275.00	321,275.00

Date Prepared: 11/23/2016 02:29 PM

Report Date: 11/23/2016

Account Table:

Alt. Sort Table:

TOWN OF ISLIP

Budget Preparation Publication

Fiscal Year: 2017 Period From: 1 To: 12

BUD4050 1.0

Page 108 of 305

Prepared By: JLU DWIG

Account Description	2014 Actual	2015 Actual	Original 2016 Budget	Adjusted 2016 Budget	2016 Actual	2017 COMP MTGS Stage	2017 TENT BUD Stage	2017 PREL BUD Stage	2017 FINAL BUD Stage
Fund A									
Type E									
Dept 7275									
Group 1									
GENERAL FUND									
Expense									
RIFLE RANGE									
PERSONAL SERVICES									
A.7275.19990									
PART TIME REGULAR	25,422.00	26,530.50	30,000.00	50,000.00	35,979.30	48,000.00	48,000.00	48,000.00	48,000.00
A.7275.19991									
PART TIME SUMMER	14,601.00	14,524.50	20,000.00	0.00	0.00	0.00	0.00	0.00	0.00
Total Group 1									
PERSONAL SERVICES	40,023.00	41,055.00	50,000.00	50,000.00	35,979.30	48,000.00	48,000.00	48,000.00	48,000.00
Group 4									
CONTRACTUAL EXPENSE									
A.7275.41615									
PROGRAM SUPPLIES..	872.03	2,183.20	3,000.00	3,000.00	836.13	3,000.00	3,000.00	3,000.00	3,000.00
A.7275.45000									
OUTSIDE PROFESSIONAL	0.00	0.00	10,000.00	10,000.00	0.00	0.00	0.00	0.00	0.00
A.7275.46900									
MISCELLANEOUS & TRAVEL..	499.00	340.96	500.00	500.00	98.56	500.00	500.00	500.00	500.00
Total Group 4									
CONTRACTUAL EXPENSE	1,371.03	2,524.16	13,500.00	13,500.00	934.69	3,500.00	3,500.00	3,500.00	3,500.00
Total Dept 7275									
RIFLE RANGE	41,394.03	43,579.16	63,500.00	63,500.00	36,913.99	51,500.00	51,500.00	51,500.00	51,500.00

Date Prepared: 11/23/2016 02:29 PM

Report Date: 11/23/2016

Account Table:

Alt. Sort Table:

TOWN OF ISLIP

Budget Preparation Publication

Fiscal Year: 2017 Period From: 1 To: 12

BUD4050 1.0

Page 109 of 305

Prepared By: JLUDWIG

Account Description	2014 Actual	2015 Actual	Original 2016 Budget	Adjusted 2016 Budget	2016 Actual	2017 COMP MTGS Stage	2017 TENT BUD Stage	2017 PREL BUD Stage	2017 FINAL BUD Stage
Fund A									
Type E									
Dept 7310									
Group 1									
GENERAL FUND									
Expense									
SUMMER YOUTH PROGRAMS									
PERSONAL SERVICES									
A.7310.19990									
PART TIME REGULAR	1,741.06	4,917.24	2,000.00	2,000.00	1,546.67	0.00	0.00	0.00	0.00
A.7310.19991									
PART TIME SUMMER	198,334.56	201,955.98	235,000.00	235,000.00	170,617.27	242,000.00	242,000.00	242,000.00	242,000.00
Total Group 1									
PERSONAL SERVICES	200,075.62	206,873.22	237,000.00	237,000.00	172,163.94	242,000.00	242,000.00	242,000.00	242,000.00
Group 4									
CONTRACTUAL EXPENSE									
A.7310.41570									
TROPHIES..	388.25	480.06	500.00	500.00	435.00	500.00	500.00	500.00	500.00
A.7310.41600									
PROGRAM SUPPLIES..	11,937.92	11,626.15	15,000.00	15,357.05	5,626.04	12,500.00	12,500.00	12,500.00	12,500.00
A.7310.41610									
ARTS & CRAFTS..	16,925.54	21,640.71	25,000.00	25,000.00	22,708.01	22,500.00	22,500.00	22,500.00	22,500.00
A.7310.41640									
FIRST AID SUPPLIES..	1,428.93	3,565.20	5,000.00	5,144.00	1,126.25	4,000.00	4,000.00	4,000.00	4,000.00
A.7310.44450									
SPECIAL EVENTS..	40,250.98	38,747.60	60,000.00	60,000.00	40,901.50	50,000.00	50,000.00	50,000.00	50,000.00
A.7310.46900									
MISCELLANEOUS & TRAVEL..	353.92	661.39	1,000.00	1,000.00	125.28	750.00	750.00	750.00	750.00
Total Group 4									
CONTRACTUAL EXPENSE	71,285.54	76,721.11	106,500.00	107,001.05	70,922.08	90,250.00	90,250.00	90,250.00	90,250.00
Total Dept 7310									
SUMMER YOUTH PROGRAMS	271,361.16	283,594.33	343,500.00	344,001.05	243,086.02	332,250.00	332,250.00	332,250.00	332,250.00

Date Prepared: 11/23/2016 02:29 PM

Report Date: 11/23/2016

Account Table:

Alt. Sort Table:

TOWN OF ISLIP

Budget Preparation Publication

Fiscal Year: 2017 Period From: 1 To: 12

BUD4050 1.0

Page 111 of 305

Prepared By: JLUDWIG

Account Description	2014 Actual	2015 Actual	Original 2016 Budget	Adjusted 2016 Budget	2016 Actual	2017 COMP MTGS Stage	2017 TENT BUD Stage	2017 PREL BUD Stage	2017 FINAL BUD Stage
Fund A									
Type E									
Dept 7311									
Group 4									
GENERAL FUND									
Expense									
YOUTH BUREAU									
CONTRACTUAL EXPENSE									
A.7311.44940									
WEST ISLIP Y.E.S... / TOWN	176,003.64	173,246.66	169,231.00	169,293.34	143,270.55	159,508.00	159,508.00	159,508.00	159,508.00
A.7311.44990									
SOUTH SHORE COMMUNITY ORIG..	134,994.43	140,175.00	140,175.00	140,175.00	118,697.84	129,857.00	129,857.00	129,857.00	129,857.00
A.7311.45000									
OUTSIDE PROFESSIONAL..	3,884.92	3,643.01	5,000.00	6,795.71	1,648.29	5,000.00	5,000.00	5,000.00	5,000.00
A.7311.45350									
EDUCATION & SEMINARS..	70.00	70.00	500.00	500.00	150.00	500.00	500.00	500.00	500.00
A.7311.46900									
MISCELLANEOUS & TRAVEL..	541.75	337.76	700.00	1,762.24	997.26	900.00	900.00	900.00	900.00
A.7311.46905									
VOLUNTEER AWARDS	17.66	0.00	600.00	600.00	297.26	600.00	600.00	600.00	600.00
Total Group 4									
CONTRACTUAL EXPENSE	1,488,102.50	1,618,114.39	1,320,483.00	1,914,421.60	1,664,283.56	1,284,645.00	1,284,645.00	1,284,645.00	1,284,645.00
Total Dept 7311									
YOUTH BUREAU	1,640,151.89	1,790,129.21	1,493,533.00	2,087,471.60	1,813,174.56	1,471,080.00	1,471,080.00	1,471,080.00	1,471,080.00

Date Prepared: 11/23/2016 02:29 PM

Report Date: 11/23/2016

Account Table:

Alt. Sort Table:

TOWN OF ISLIP

Budget Preparation Publication

Fiscal Year: 2017 Period From: 1 To: 12

BUD4050 1.0

Page 112 of 305

Prepared By: JLUDWIG

Account Description	2014 Actual	2015 Actual	Original 2016 Budget	Adjusted 2016 Budget	2016 Actual	2017 COMP MTGS Stage	2017 TENT BUD Stage	2017 PREL BUD Stage	2017 FINAL BUD Stage
Fund A									
Type E									
Dept 7330									
Group 1									
A.7330.19991									
PART TIME SUMMER	3,000.00	2,913.12	0.00	0.00	4,350.00	0.00	0.00	0.00	0.00
Total Group 1									
PERSONAL SERVICES	<u>3,000.00</u>	<u>2,913.12</u>	<u>0.00</u>	<u>0.00</u>	<u>4,350.00</u>	<u>0.00</u>	<u>0.00</u>	<u>0.00</u>	<u>0.00</u>
Total Dept 7330									
SOUTH SHORE NATURE CENTER	<u>3,000.00</u>	<u>2,913.12</u>	<u>0.00</u>	<u>0.00</u>	<u>4,350.00</u>	<u>0.00</u>	<u>0.00</u>	<u>0.00</u>	<u>0.00</u>

Date Prepared: 11/23/2016 02:29 PM

Report Date: 11/23/2016

Account Table:

Alt. Sort Table:

TOWN OF ISLIP

Budget Preparation Publication

Fiscal Year: 2017 Period From: 1 To: 12

BUD4050 1.0

Page 113 of 305

Prepared By: JLUDWIG

Account Description	2014 Actual	2015 Actual	Original 2016 Budget	Adjusted 2016 Budget	2016 Actual	2017 COMP MTGS Stage	2017 TENT BUD Stage	2017 PREL BUD Stage	2017 FINAL BUD Stage
Fund A									
Type E									
Dept 7420									
Group 1									
GENERAL FUND									
Expense									
CULTURAL AFFAIRS									
PERSONAL SERVICES									
A.7420.11200									
ASST. RECREATION LEADER	36,662.53	39,457.13	41,300.00	41,300.00	36,593.92	45,100.00	45,100.00	45,100.00	45,100.00
A.7420.12360									
RECREATION SPECIALIST	70,062.77	75,381.86	79,000.00	79,000.00	69,919.78	86,200.00	86,200.00	86,200.00	86,200.00
A.7420.19600									
NIGHT DIFFERENTIAL	22.79	0.00	0.00	0.00	0.00	0.00	0.00	0.00	0.00
A.7420.19650									
OVERTIME	3,208.00	6,218.42	3,500.00	3,500.00	1,154.82	4,000.00	4,000.00	4,000.00	4,000.00
A.7420.19655									
OUT OF CLASSIFICATION	734.79	3,095.44	10,000.00	10,000.00	4,247.97	5,000.00	5,000.00	5,000.00	5,000.00
A.7420.19990									
PART TIME REGULAR	5,608.82	2,687.75	12,000.00	12,000.00	1,950.00	8,500.00	8,500.00	8,500.00	8,500.00
A.7420.19991									
PART TIME SUMMER	28,276.05	23,019.06	25,000.00	25,000.00	15,746.72	25,000.00	25,000.00	25,000.00	25,000.00
Total Group 1									
PERSONAL SERVICES	144,575.75	149,859.66	170,800.00	170,800.00	129,613.21	173,800.00	173,800.00	173,800.00	173,800.00
Group 4									
CONTRACTUAL EXPENSE									
A.7420.41040									
ART SUPPLIES..	158.05	113.74	500.00	0.00	0.00	500.00	500.00	500.00	500.00
A.7420.41480									
THEATRE SUPPLIES..	500.00	426.97	500.00	0.00	0.00	500.00	500.00	500.00	500.00
A.7420.44000									
PRINTING..	85.00	1,478.00	1,000.00	380.00	380.00	1,500.00	1,500.00	1,500.00	1,500.00
A.7420.44080									
EQUIPMENT RENTAL..	938.00	649.00	2,500.00	1,309.00	1,032.00	1,500.00	1,500.00	1,500.00	1,500.00
A.7420.44450									
SPECIAL EVENTS	1,729.66	23,731.33	4,000.00	18,034.00	6,912.26	4,000.00	4,000.00	4,000.00	4,000.00
A.7420.45000									
OUTSIDE PROFESSIONAL..	7,939.00	16,675.00	10,000.00	13,955.00	10,125.00	12,500.00	12,500.00	12,500.00	12,500.00
A.7420.46900									
MISCELLANEOUS & TRAVEL..	1,978.51	1,814.68	2,000.00	2,000.00	1,672.84	2,000.00	2,000.00	2,000.00	2,000.00
Total Group 4									
CONTRACTUAL EXPENSE	13,328.22	44,888.72	20,500.00	35,678.00	20,122.10	22,500.00	22,500.00	22,500.00	22,500.00

Date Prepared: 11/23/2016 02:29 PM
Report Date: 11/23/2016
Account Table:
Alt. Sort Table:

TOWN OF ISLIP
Budget Preparation Publication

Fiscal Year: 2017 Period From: 1 To: 12

Account Description	2014 Actual	2015 Actual	Original 2016 Budget	Adjusted 2016 Budget	2016 Actual	2017 COMP MTGS Stage	2017 TENT BUD Stage	2017 PREL BUD Stage	2017 FINAL BUD Stage
Fund A	GENERAL FUND								
Type E	Expense								
Dept 7420	CULTURAL AFFAIRS								
Group 4	CONTRACTUAL EXPENSE								
Total Dept 7420									
CULTURAL AFFAIRS	157,903.97	194,748.38	191,300.00	206,478.00	149,735.31	196,300.00	196,300.00	196,300.00	196,300.00

[illegible]

Date Prepared: 11/23/2016 02:29 PM

Report Date: 11/23/2016

Account Table:

Alt. Sort Table:

TOWN OF ISLIP

Budget Preparation Publication

Fiscal Year: 2017 Period From: 1 To: 12

BUD4050 1.0

Page 117 of 305

Prepared By: JLUDWIG

Account Description	2014 Actual	2015 Actual	Original 2016 Budget	Adjusted 2016 Budget	2016 Actual	2017 COMP MTGS Stage	2017 TENT BUD Stage	2017 PREL BUD Stage	2017 FINAL BUD Stage
Fund A									
Type E									
Dept 7621									
Group 4									
GENERAL FUND									
Expense									
SENIOR CITIZENS									
CONTRACTUAL EXPENSE									
A.7621.44120									
EQUIPMENT REPAIR..	1,990.00	1,460.95	2,000.00	2,000.00	1,096.29	2,000.00	2,000.00	2,000.00	2,000.00
A.7621.44250									
TRANSPORTATION..	475.00	300.00	2,000.00	1,030.00	300.00	1,000.00	1,000.00	1,000.00	1,000.00
A.7621.44450									
SPECIAL EVENTS..	797.95	1,747.42	2,500.00	1,020.00	999.48	1,750.00	1,750.00	1,750.00	1,750.00
A.7621.45006									
OUTSIDE PROFESSIONAL..	1,728.00	2,922.75	2,000.00	1,650.00	87.00	2,500.00	2,500.00	2,500.00	2,500.00
A.7621.46900									
MISCELLANEOUS & TRAVEL..	824.84	305.86	1,000.00	1,600.00	1,501.28	1,000.00	1,000.00	1,000.00	1,000.00
Total Group 4									
CONTRACTUAL EXPENSE	24,517.36	35,462.15	44,000.00	39,567.55	31,179.96	37,750.00	37,750.00	37,750.00	37,750.00
Total Dept 7621									
SENIOR CITIZENS	429,637.97	456,945.16	500,350.00	502,312.55	408,027.25	489,050.00	489,050.00	489,050.00	489,050.00

Date Prepared: 11/23/2016 02:29 PM

Report Date: 11/23/2016

Account Table:

Alt. Sort Table:

TOWN OF ISLIP

Budget Preparation Publication

Fiscal Year: 2017 Period From: 1 To: 12

BUD4050 1.0

Page 118 of 305

Prepared By: JLUDWIG

Account Description	2014 Actual	2015 Actual	Original 2016 Budget	Adjusted 2016 Budget	2016 Actual	2017 COMP MTGS Stage	2017 TENT BUD Stage	2017 PREL BUD Stage	2017 FINAL BUD Stage
Fund A									
Type E									
Dept 7622									
Group 1									
GENERAL FUND									
Expense									
NUTRITIONAL PROG. FOR ELDERS									
PERSONAL SERVICES									
A.7622.11940									
NEIGHBORHOOD AIDE	272,946.13	291,917.18	301,000.00	301,000.00	257,426.99	321,000.00	321,000.00	321,000.00	321,000.00
A.7622.15340									
DISPATCHER	37,295.26	41,919.59	51,500.00	51,500.00	45,636.15	53,600.00	53,600.00	53,600.00	53,600.00
A.7622.15750									
MINIBUS DRIVER	270,277.62	310,025.71	309,000.00	311,170.74	268,409.64	307,700.00	307,700.00	307,700.00	307,700.00
A.7622.19650									
OVERTIME	524.39	2,022.94	2,500.00	2,500.00	416.48	1,500.00	1,500.00	1,500.00	1,500.00
A.7622.19990									
PART TIME REGULAR	33,794.79	33,689.30	50,000.00	75,000.00	58,195.23	95,000.00	95,000.00	95,000.00	95,000.00
A.7622.19991									
PART TIME SUMMER	17,117.00	18,301.85	25,000.00	0.00	0.00	0.00	0.00	0.00	0.00
Total Group 1									
PERSONAL SERVICES	631,955.19	697,876.57	739,000.00	741,170.74	630,084.49	778,800.00	778,800.00	778,800.00	778,800.00
Group 2									
EQUIPMENT & CAPITAL OUTLAY									
A.7622.22100									
FURNITURE & FIXTURES	0.00	14,585.00	5,000.00	5,000.00	4,795.38	0.00	0.00	0.00	0.00
Total Group 2									
EQUIPMENT & CAPITAL OUTLAY	0.00	14,585.00	5,000.00	5,000.00	4,795.38	0.00	0.00	0.00	0.00
Group 4									
CONTRACTUAL EXPENSE									
A.7622.43900									
INSURANCE..	52,117.00	49,264.02	57,500.00	46,427.64	46,427.64	70,000.00	70,000.00	70,000.00	70,000.00
A.7622.44360									
FOOD PREPARATION..	340,370.50	368,062.60	400,000.00	400,000.00	369,846.50	484,552.00	484,552.00	484,552.00	484,552.00
A.7622.46900									
MISCELLANEOUS & TRAVEL..	170.00	240.00	500.00	500.00	240.00	500.00	500.00	500.00	500.00
Total Group 4									
CONTRACTUAL EXPENSE	392,657.50	417,566.62	458,000.00	446,927.64	416,514.14	555,052.00	555,052.00	555,052.00	555,052.00

Total Dept 7622

Date Prepared: 11/23/2016 02:29 PM
Report Date: 11/23/2016
Account Table:
Alt. Sort Table:

TOWN OF ISLIP
Budget Preparation Publication
Fiscal Year: 2017 Period From: 1 To: 12

Account Description	2014 Actual	2015 Actual	Original 2016 Budget	Adjusted 2016 Budget	2016 Actual	2017 COMP MTGS Stage	2017 TENT BUD Stage	2017 PREL BUD Stage	2017 FINAL BUD Stage
Fund A	GENERAL FUND								
Type E	Expense								
Dept 7622	NUTRITIONAL PROG. FOR ELDERS								
NUTRITIONAL PROG. FOR ELDERS	1,024,612.69	1,130,028.19	1,202,000.00	1,193,098.38	1,051,394.01	1,333,852.00	1,333,852.00	1,333,852.00	1,333,852.00

Date Prepared: 11/23/2016 02:29 PM

Report Date: 11/23/2016

Account Table:

Alt. Sort Table:

TOWN OF ISLIP

Budget Preparation Publication

Fiscal Year: 2017 Period From: 1 To: 12

BUD4050 1.0

Page 120 of 305

Prepared By: JLUDWIG

Account Description	2014 Actual	2015 Actual	Original 2016 Budget	Adjusted 2016 Budget	2016 Actual	2017 COMP MTGS Stage	2017 TENT BUD Stage	2017 PREL BUD Stage	2017 FINAL BUD Stage
Fund A									
Type E									
Dept 7624									
Group 1									
GENERAL FUND									
Expense									
RESIDENTIAL REPAIR PROGRAM									
PERSONAL SERVICES									
A.7624.19990									
PART TIME REGULAR	16,786.05	13,983.75	20,000.00	32,000.00	24,511.90	29,120.00	29,120.00	29,120.00	29,120.00
A.7624.19991									
PART TIME SUMMER	8,556.81	9,043.44	12,000.00	0.00	0.00	0.00	0.00	0.00	0.00
Total Group 1									
PERSONAL SERVICES	<u>25,342.86</u>	<u>23,027.19</u>	<u>32,000.00</u>	<u>32,000.00</u>	<u>24,511.90</u>	<u>29,120.00</u>	<u>29,120.00</u>	<u>29,120.00</u>	<u>29,120.00</u>
Group 4									
CONTRACTUAL EXPENSE									
A.7624.41050									
PROGRAM PRODUCTS..	472.37	710.22	1,000.00	1,000.00	299.27	1,000.00	1,000.00	1,000.00	1,000.00
Total Group 4									
CONTRACTUAL EXPENSE	<u>472.37</u>	<u>710.22</u>	<u>1,000.00</u>	<u>1,000.00</u>	<u>299.27</u>	<u>1,000.00</u>	<u>1,000.00</u>	<u>1,000.00</u>	<u>1,000.00</u>
Total Dept 7624									
RESIDENTIAL REPAIR PROGRAM	<u>25,815.23</u>	<u>23,737.41</u>	<u>33,000.00</u>	<u>33,000.00</u>	<u>24,811.17</u>	<u>30,120.00</u>	<u>30,120.00</u>	<u>30,120.00</u>	<u>30,120.00</u>

Date Prepared: 11/23/2016 02:29 PM

Report Date: 11/23/2016

Account Table:

Alt. Sort Table:

TOWN OF ISLIP

Budget Preparation Publication

Fiscal Year: 2017 Period From: 1 To: 12

BUD4050 1.0

Page 121 of 305

Prepared By: JLUDWIG

Account Description	2014 Actual	2015 Actual	Original 2016 Budget	Adjusted 2016 Budget	2016 Actual	2017 COMP MTGS Stage	2017 TENT BUD Stage	2017 PREL BUD Stage	2017 FINAL BUD Stage
Fund A									
Type E									
Dept 7633									
Group 4									
A.7633.45000									
OUTSIDE PROFESSIONAL..	57,594.71	49,751.64	75,000.00	92,695.12	36,598.11	75,000.00	75,000.00	75,000.00	75,000.00
Total Group 4									
CONTRACTUAL EXPENSE	57,594.71	49,751.64	75,000.00	92,695.12	36,598.11	75,000.00	75,000.00	75,000.00	75,000.00
Total Dept 7633									
E.I.S.E.P.	57,594.71	49,751.64	75,000.00	92,695.12	36,598.11	75,000.00	75,000.00	75,000.00	75,000.00

Date Prepared: 11/23/2016 02:29 PM

Report Date: 11/23/2016

Account Table:

Alt. Sort Table:

TOWN OF ISLIP

Budget Preparation Publication

Fiscal Year: 2017 Period From: 1 To: 12

BUD4050 1.0

Page 122 of 305

Prepared By: JLUDWIG

Account Description	2014 Actual	2015 Actual	Original 2016 Budget	Adjusted 2016 Budget	2016 Actual	2017 COMP MTGS Stage	2017 TENT BUD Stage	2017 PREL BUD Stage	2017 FINAL BUD Stage
Fund A									
Type E									
Dept 8090									
Group 1									
GENERAL FUND									
Expense									
I/TOWN ENVIRON COUNCIL(ITEC)									
PERSONAL SERVICES									
A.8090.19950									
PART TIME BOARD SECRETARY	525.00	525.00	900.00	900.00	150.00	900.00	900.00	900.00	900.00
A.8090.19990									
PART TIME REGULAR	1,837.50	0.00	0.00	0.00	0.00	0.00	0.00	0.00	0.00
A.8090.19991									
PART TIME SUMMER	0.00	0.00	4,000.00	4,000.00	0.00	3,000.00	3,000.00	3,000.00	3,000.00
Total Group 1									
PERSONAL SERVICES	2,362.50	525.00	4,900.00	4,900.00	150.00	3,900.00	3,900.00	3,900.00	3,900.00
Group 4									
CONTRACTUAL EXPENSE									
A.8090.45350									
EDUCATION & SEMINARS	0.00	500.00	1,750.00	1,750.00	0.00	1,000.00	1,000.00	1,000.00	1,000.00
A.8090.46450									
MEMBERSHIPS..	1,160.00	1,100.00	2,000.00	2,000.00	780.00	2,000.00	2,000.00	2,000.00	2,000.00
A.8090.46900									
MISCELLANEOUS & TRAVEL..	0.00	0.00	500.00	500.00	0.00	500.00	500.00	500.00	500.00
Total Group 4									
CONTRACTUAL EXPENSE	1,160.00	1,600.00	4,250.00	4,250.00	780.00	3,500.00	3,500.00	3,500.00	3,500.00
Total Dept 8090									
I/TOWN ENVIRON COUNCIL(ITEC)	3,522.50	2,125.00	9,150.00	9,150.00	930.00	7,400.00	7,400.00	7,400.00	7,400.00

Date Prepared: 11/23/2016 02:29 PM

Report Date: 11/23/2016

Account Table:

Alt. Sort Table:

TOWN OF ISLIP

Budget Preparation Publication

Fiscal Year: 2017 Period From: 1 To: 12

BUD4050 1.0

Page 123 of 305

Prepared By: JLU DWIG

Account Description	2014 Actual	2015 Actual	Original 2016 Budget	Adjusted 2016 Budget	2016 Actual	2017 COMP MTGS Stage	2017 TENT BUD Stage	2017 PREL BUD Stage	2017 FINAL BUD Stage
Fund A									
Type E									
Dept 8160									
Group 1									
GENERAL FUND									
Expense									
D E C ADMINISTRATION									
PERSONAL SERVICES									
A.8160.10800									
COMMISSIONER FOR ENVIRONMENTAL CONTROL	101,388.45	178,012.05	101,000.00	114,200.00	93,445.16	108,000.00	108,000.00	108,000.00	108,000.00
A.8160.10805									
DEPUTY COMMISSIONER ENVIRONMENTAL CONTROL	76,692.41	80,307.61	80,000.00	80,000.00	69,537.90	80,000.00	80,000.00	80,000.00	80,000.00
A.8160.11005									
ACCOUNT CLERK-TYPIST	37,728.49	40,600.45	42,500.00	30,987.60	30,987.60	0.00	0.00	0.00	0.00
A.8160.11040									
ADMINISTRATIVE ASSISTANT	72,291.48	74,095.84	73,900.00	73,900.00	65,580.96	77,600.00	77,600.00	77,600.00	77,600.00
A.8160.11360									
CLERK TYPIST	34,311.63	37,360.88	37,300.00	37,300.00	32,973.74	38,800.00	38,800.00	38,800.00	38,800.00
A.8160.12461									
SENIOR ACCOUNT CLERK TYPIST	0.00	0.00	0.00	12,912.40	7,339.59	51,100.00	51,100.00	51,100.00	51,100.00
A.8160.12640									
SENIOR CLERK	44,538.32	46,198.00	46,100.00	46,100.00	40,802.04	47,900.00	47,900.00	47,900.00	47,900.00
A.8160.19650									
OVERTIME	2,121.27	2,329.98	2,200.00	2,200.00	1,618.09	1,500.00	1,500.00	1,500.00	1,500.00
A.8160.19990									
PART TIME REGULAR	17,762.50	23,362.50	30,000.00	30,000.00	31,550.00	38,640.00	38,640.00	38,640.00	38,640.00
A.8160.19991									
PART TIME SUMMER	12,237.50	12,100.00	20,000.00	18,600.00	0.00	4,000.00	4,000.00	4,000.00	4,000.00
Total Group 1									
PERSONAL SERVICES	399,072.05	494,367.31	433,000.00	446,200.00	373,835.08	447,540.00	447,540.00	447,540.00	447,540.00
Group 2									
EQUIPMENT & CAPITAL OUTLAY									
A.8160.22100									
FURNITURE & FIXTURES..	0.00	0.00	0.00	0.00	0.00	2,000.00	2,000.00	2,000.00	2,000.00
Total Group 2									
EQUIPMENT & CAPITAL OUTLAY	0.00	0.00	0.00	0.00	0.00	2,000.00	2,000.00	2,000.00	2,000.00
Group 4									
CONTRACTUAL EXPENSE									
A.8160.41000									
OFFICE SUPPLIES..	1,444.45	974.29	2,250.00	2,346.72	867.70	2,000.00	2,000.00	2,000.00	2,000.00

Date Prepared: 11/23/2016 02:29 PM

Report Date: 11/23/2016

Account Table:

Alt. Sort Table:

TOWN OF ISLIP

Budget Preparation Publication

Fiscal Year: 2017 Period From: 1 To: 12

BUD4050 1.0

Page 124 of 305

Prepared By: JLUDWIG

Account Description	2014 Actual	2015 Actual	Original 2016 Budget	Adjusted 2016 Budget	2016 Actual	2017 COMP MTGS Stage	2017 TENT BUD Stage	2017 PREL BUD Stage	2017 FINAL BUD Stage
Fund A									
Type E									
Dept 8160									
Group 4									
GENERAL FUND									
Expense									
D E C ADMINISTRATION									
CONTRACTUAL EXPENSE									
A.8160.44000									
PRINTING..	178.00	430.00	1,000.00	1,221.00	620.00	1,000.00	1,000.00	1,000.00	1,000.00
A.8160.44213									
GARB. COLLECT. ATLANTIQUE..	26,900.00	27,420.00	30,000.00	30,000.00	27,420.00	38,000.00	38,000.00	38,000.00	38,000.00
A.8160.46900									
MISCELLANEOUS & TRAVEL..	2,513.99	895.99	1,500.00	1,500.00	411.14	1,000.00	1,000.00	1,000.00	1,000.00
Total Group 4									
CONTRACTUAL EXPENSE	31,036.44	29,720.28	34,750.00	35,067.72	29,318.84	42,000.00	42,000.00	42,000.00	42,000.00
Total Dept 8160									
D E C ADMINISTRATION	430,108.49	524,087.59	467,750.00	481,267.72	403,153.92	491,540.00	491,540.00	491,540.00	491,540.00

Date Prepared: 11/23/2016 02:29 PM

Report Date: 11/23/2016

Account Table:

Alt. Sort Table:

TOWN OF ISLIP

Budget Preparation Publication

BUD4050 1.0

Page 125 of 305

Prepared By: JLUDWIG

Fiscal Year: 2017 Period From: 1 To: 12

Account Description	2014 Actual	2015 Actual	Original 2016 Budget	Adjusted 2016 Budget	2016 Actual	2017 COMP MTGS Stage	2017 TENT BUD Stage	2017 PREL BUD Stage	2017 FINAL BUD Stage
Fund A									
Type E									
Dept 8162									
Group 1									
GENERAL FUND									
Expense									
HAUPPAUGE WASTE DISPOSAL									
PERSONAL SERVICES									
A.8162.15280									
CONSTRUCTION EQUIPMENT OPERATOR	114,384.03	116,787.92	116,800.00	116,800.00	103,763.05	124,800.00	124,800.00	124,800.00	124,800.00
A.8162.15660									
LABORER	74,019.16	73,105.89	75,600.00	65,137.88	41,882.19	30,000.00	30,000.00	30,000.00	30,000.00
A.8162.15680									
LABOR CREW LEADER	61,879.19	63,424.02	63,200.00	63,200.00	56,135.42	66,400.00	66,400.00	66,400.00	66,400.00
A.8162.15720									
MAINTENANCE MECHANIC II	102,074.28	83,396.56	109,600.00	109,600.00	83,909.64	115,200.00	115,200.00	115,200.00	115,200.00
A.8162.15780									
SANITATION SITE CREW LEADER	66,110.12	67,760.57	67,600.00	67,600.00	67,573.75	71,000.00	71,000.00	71,000.00	71,000.00
A.8162.16265									
SCALE OPERATOR	87,706.02	93,590.51	103,000.00	103,000.00	90,723.22	107,200.00	107,200.00	107,200.00	107,200.00
A.8162.19600									
NIGHT DIFFERENTIAL	3,702.00	3,836.99	4,000.00	4,000.00	311.43	0.00	0.00	0.00	0.00
A.8162.19650									
OVERTIME	29,444.57	27,665.44	25,000.00	25,000.00	22,513.24	28,000.00	28,000.00	28,000.00	28,000.00
A.8162.19655									
OUT OF CLASSIFICATION	350.14	595.01	2,500.00	4,100.00	3,390.99	4,000.00	4,000.00	4,000.00	4,000.00
A.8162.19990									
PART TIME REGULAR	0.00	0.00	0.00	2,100.00	2,100.00	2,500.00	2,500.00	2,500.00	2,500.00
A.8162.19991									
PART TIME SUMMER	0.00	0.00	2,500.00	0.00	0.00	0.00	0.00	0.00	0.00
Total Group 1									
PERSONAL SERVICES	539,669.51	530,162.91	569,800.00	560,537.88	472,302.93	549,100.00	549,100.00	549,100.00	549,100.00
Group 2									
EQUIPMENT & CAPITAL OUTLAY									
A.8162.22200									
OFFICE EQUIPMENT..	4,000.00	0.00	0.00	0.00	0.00	0.00	0.00	0.00	0.00
A.8162.22500									
OTHER EQUIPMENT..	0.00	6,886.98	7,550.00	7,550.00	2,761.61	6,500.00	6,500.00	6,500.00	6,500.00
A.8162.22501									
OTHER EQUIP-SAFETY..	617.84	0.00	850.00	8,479.00	7,629.00	850.00	850.00	850.00	850.00
Total Group 2									
EQUIPMENT & CAPITAL OUTLAY	4,617.84	6,886.98	8,400.00	16,029.00	10,390.61	7,350.00	7,350.00	7,350.00	7,350.00

TOWN OF ISLIP

Budget Preparation Publication

Fiscal Year: 2017 Period From: 1 To: 12

Account Description	2014 Actual	2015 Actual	Original 2016 Budget	Adjusted 2016 Budget	2016 Actual	2017 COMP MTGS Stage	2017 TENT BUD Stage	2017 PREL BUD Stage	2017 FINAL BUD Stage
Fund A									
Type E									
Dept 8162									
Group 2									
Group 4									
A.8162.41000									
OFFICE SUPPLIES..	938.29	238.86	500.00	830.00	560.36	750.00	750.00	750.00	750.00
A.8162.41200									
GAS & OIL..	84,697.55	55,862.30	110,000.00	109,800.00	33,729.13	85,000.00	85,000.00	85,000.00	85,000.00
A.8162.41220									
MOTOR VEHICLE SUPPLIES..	507.40	674.88	1,000.00	900.00	444.02	1,000.00	1,000.00	1,000.00	1,000.00
A.8162.41300									
SMALL TOOLS & EQUIPMENT	500.00	326.18	0.00	1,479.95	179.95	0.00	0.00	0.00	0.00
A.8162.41530									
CHEMICALS..	2,444.28	609.81	1,500.00	874.42	238.11	1,500.00	1,500.00	1,500.00	1,500.00
A.8162.44000									
PRINTING..	157.00	92.00	100.00	300.00	114.66	100.00	100.00	100.00	100.00
A.8162.44080									
EQUIPMENT RENTAL..	0.00	0.00	5,000.00	5,000.00	760.00	5,000.00	5,000.00	5,000.00	5,000.00
A.8162.44110									
PROPERTY REPAIR..	11,982.57	14,037.10	33,000.00	39,053.27	19,606.13	30,000.00	30,000.00	30,000.00	30,000.00
A.8162.44114									
SCALE MAINTENANCE..	337.75	1,178.00	5,000.00	4,500.00	1,201.00	5,000.00	5,000.00	5,000.00	5,000.00
A.8162.44115									
METHANE EQUIP.REPAIR	27,383.30	44,512.94	33,000.00	66,423.42	59,058.92	45,000.00	45,000.00	45,000.00	45,000.00
A.8162.44120									
EQUIPMENT REPAIR..	53,910.10	49,516.12	110,000.00	140,222.73	51,352.83	100,000.00	100,000.00	100,000.00	100,000.00
A.8162.44126									
LEACHATE EQUIPMENT REPAIR..	34,521.62	53,439.24	72,000.00	72,000.00	54,076.85	72,000.00	72,000.00	72,000.00	72,000.00
A.8162.44171									
UNIFORMS & SAFETY EQUIPMENT	708.00	808.79	500.00	500.00	233.50	500.00	500.00	500.00	500.00
A.8162.44174									
SAFETY & PROTECTIVE EQUIPMENT	0.00	209.50	250.00	250.00	0.00	250.00	250.00	250.00	250.00
A.8162.46900									
MISCELLANEOUS & TRAVEL..	335.69	207.84	500.00	1,000.00	323.08	500.00	500.00	500.00	500.00
Total Group 4									
CONTRACTUAL EXPENSE									
	218,423.55	221,713.56	372,350.00	443,133.79	221,878.54	346,600.00	346,600.00	346,600.00	346,600.00

Date Prepared: 11/23/2016 02:29 PM
Report Date: 11/23/2016
Account Table:
Alt. Sort Table:

TOWN OF ISLIP
Budget Preparation Publication
Fiscal Year: 2017 Period From: 1 To: 12

Account Description	2014 Actual	2015 Actual	Original 2016 Budget	Adjusted 2016 Budget	2016 Actual	2017 COMP MTGS Stage	2017 TENT BUD Stage	2017 PREL BUD Stage	2017 FINAL BUD Stage
Fund A	GENERAL FUND								
Type E	Expense								
Dept 8162	HAUPPAUGE WASTE DISPOSAL								
Total Dept 8162									
HAUPPAUGE WASTE DISPOSAL	762,710.90	758,763.45	950,550.00	1,019,700.67	704,572.08	903,050.00	903,050.00	903,050.00	903,050.00

Date Prepared: 11/23/2016 02:29 PM

Report Date: 11/23/2016

Account Table:

Alt. Sort Table:

TOWN OF ISLIP

Budget Preparation Publication

Fiscal Year: 2017 Period From: 1 To: 12

BUD4050 1.0

Page 128 of 305

Prepared By: JLUDWIG

Account Description	2014 Actual	2015 Actual	Original 2016 Budget	Adjusted 2016 Budget	2016 Actual	2017 COMP MTGS Stage	2017 TENT BUD Stage	2017 PREL BUD Stage	2017 FINAL BUD Stage
Fund A									
Type E									
Dept 8169									
Group 4									
GENERAL FUND									
Expense									
SONIA ROAD LANDFILL									
CONTRACTUAL EXPENSE									
A.8169.44049									
AERIAL PHOTOGRAPHY / MAPPING..	0.00	5,875.50	5,400.00	7,524.50	0.00	5,000.00	5,000.00	5,000.00	5,000.00
A.8169.44110									
PROPERTY REPAIR..	18,015.00	2,400.00	30,000.00	29,000.00	6,796.08	25,000.00	25,000.00	25,000.00	25,000.00
A.8169.44271									
OUTSIDE PROFESSIONAL - SAMPLING..	8,108.00	24,194.84	40,000.00	49,261.20	23,077.15	43,000.00	43,000.00	43,000.00	43,000.00
A.8169.44272									
LEACHATE CONDENSATE REMOVAL..	127.80	300.89	500.00	500.00	0.00	650.00	650.00	650.00	650.00
A.8169.44300									
SERVICE CONTRACTS..	4,984.57	5,313.83	5,200.00	6,200.00	5,150.51	5,500.00	5,500.00	5,500.00	5,500.00
Total Group 4									
CONTRACTUAL EXPENSE	31,235.37	38,085.06	81,100.00	92,485.70	35,023.74	79,150.00	79,150.00	79,150.00	79,150.00
Total Dept 8169									
SONIA ROAD LANDFILL	31,235.37	38,085.06	81,100.00	92,485.70	35,023.74	79,150.00	79,150.00	79,150.00	79,150.00

Prepared By: JLUDWIG

Fiscal Year: 2017 Period From: 1 To: 12

Account Description	2014 Actual	2015 Actual	Original 2016 Budget	Adjusted 2016 Budget	2016 Actual	2017 COMP MTGS Stage	2017 TENT BUD Stage	2017 PREL BUD Stage	2017 FINAL BUD Stage
Fund A	GENERAL FUND								
Type E	Expense								
Dept 8170	MAC ARTHUR COMPOSTING								
Group 1	PERSONAL SERVICES								
A.8170.15140									
AUTOMOTIVE EQUIPMENT OPERATOR	150,898.85	144,176.26	154,500.00	154,500.00	125,129.59	151,700.00	151,700.00	151,700.00	151,700.00
A.8170.15192									
AUTOMOTIVE MECHANIC III	112,904.57	90,296.87	116,800.00	133,830.52	80,634.06	106,400.00	106,400.00	106,400.00	106,400.00
A.8170.15280									
CONSTRUCTION EQUIPMENT OPERATOR	227,568.90	225,983.26	233,600.00	233,600.00	238,491.93	312,000.00	312,000.00	312,000.00	312,000.00
A.8170.15540									
HEAVY EQUIPMENT OPERATOR	106,726.10	110,984.61	110,400.00	110,400.00	99,736.44	117,700.00	117,700.00	117,700.00	117,700.00
A.8170.15660									
LABORER	0.00	0.00	12,950.00	0.00	0.00	0.00	0.00	0.00	0.00
A.8170.15680									
LABOR CREW LEADER	61,879.19	63,424.00	63,200.00	63,200.00	56,135.46	66,400.00	66,400.00	66,400.00	66,400.00
A.8170.15782									
SANITATION SITE CREW LDR - ZONE	74,486.39	76,346.45	76,100.00	76,100.00	75,172.40	80,000.00	80,000.00	80,000.00	80,000.00
A.8170.16265									
SCALE OPERATOR	84,245.56	99,778.30	103,000.00	103,000.00	91,713.76	108,200.00	108,200.00	108,200.00	108,200.00
A.8170.19650									
OVERTIME	150,801.30	125,247.59	150,000.00	146,000.00	103,833.02	160,000.00	160,000.00	160,000.00	160,000.00
A.8170.19655									
OUT OF CLASSIFICATION	102.60	56.16	1,000.00	1,000.00	468.96	1,000.00	1,000.00	1,000.00	1,000.00
A.8170.19990									
PART TIME REGULAR	0.00	0.00	0.00	4,000.00	3,600.00	0.00	0.00	0.00	0.00
A.8170.19991									
PART TIME SUMMER	0.00	0.00	0.00	0.00	0.00	5,000.00	5,000.00	5,000.00	5,000.00
Total Group 1									
PERSONAL SERVICES	969,613.46	936,293.50	1,021,550.00	1,025,630.52	874,915.62	1,108,400.00	1,108,400.00	1,108,400.00	1,108,400.00
Group 2	EQUIPMENT & CAPITAL OUTLAY								
A.8170.22200									
OFFICE EQUIPMENT..	4,000.00	0.00	0.00	0.00	0.00	0.00	0.00	0.00	0.00
A.8170.22500									
OTHER EQUIPMENT..	0.00	0.00	750.00	13,250.00	9,165.00	750.00	750.00	750.00	750.00
A.8170.22506									
COMMUNICATION EQUIPMENT..	0.00	0.00	500.00	500.00	0.00	500.00	500.00	500.00	500.00

Total Group 2

Date Prepared: 11/23/2016 02:29 PM

Report Date: 11/23/2016

Account Table:

Alt. Sort Table:

TOWN OF ISLIP

Budget Preparation Publication

Fiscal Year: 2017 Period From: 1 To: 12

BUD4050 1.0

Page 130 of 305

Prepared By: JLU DWIG

Account Description	2014 Actual	2015 Actual	Original 2016 Budget	Adjusted 2016 Budget	2016 Actual	2017 COMP MTGS Stage	2017 TENT BUD Stage	2017 PREL BUD Stage	2017 FINAL BUD Stage
Fund A									
Type E									
Dept 8170									
Group 2									
EQUIPMENT & CAPITAL OUTLAY	4,000.00	0.00	1,250.00	13,750.00	9,165.00	1,250.00	1,250.00	1,250.00	1,250.00
Group 4									
CONTRACTUAL EXPENSE									
A.8170.41000 OFFICE SUPPLIES..	1,053.11	205.60	1,250.00	1,250.00	97.43	1,250.00	1,250.00	1,250.00	1,250.00
A.8170.41200 GAS & OIL..	191,699.82	106,700.00	210,000.00	146,000.00	68,111.88	150,000.00	150,000.00	150,000.00	150,000.00
A.8170.41300 SMALL TOOLS & EQUIPMENT	1,510.82	552.30	1,000.00	1,167.77	752.42	1,000.00	1,000.00	1,000.00	1,000.00
A.8170.41530 CHEMICALS..	10,608.75	19,123.09	30,000.00	29,832.23	21,520.90	25,000.00	25,000.00	25,000.00	25,000.00
A.8170.42500 EQUIPMENT RENTAL..	0.00	0.00	2,500.00	2,500.00	0.00	0.00	0.00	0.00	0.00
A.8170.44000 PRINTING..	270.00	361.50	1,250.00	1,250.00	384.67	1,000.00	1,000.00	1,000.00	1,000.00
A.8170.44080 EQUIPMENT RENTAL	0.00	0.00	0.00	0.00	0.00	2,500.00	2,500.00	2,500.00	2,500.00
A.8170.44110 PROPERTY REPAIR..	21,029.10	15,764.51	15,000.00	14,765.38	14,714.74	15,000.00	15,000.00	15,000.00	15,000.00
A.8170.44114 SCALE MAINTENANCE..	7,339.75	3,191.00	5,000.00	5,000.00	2,965.00	5,000.00	5,000.00	5,000.00	5,000.00
A.8170.44120 EQUIPMENT REPAIR..	293,793.41	259,504.28	275,000.00	312,000.00	224,426.85	275,000.00	275,000.00	275,000.00	275,000.00
A.8170.44171 UNIFORMS & SAFETY EQUIPMENT	619.00	566.10	1,000.00	1,000.00	537.56	1,000.00	1,000.00	1,000.00	1,000.00
A.8170.44300 SERVICE CONTRACTS..	6,764.62	4,991.24	7,500.00	7,500.00	4,570.00	7,500.00	7,500.00	7,500.00	7,500.00
A.8170.45160 LABORATORY SERVICES..	1,530.00	1,279.00	5,000.00	5,000.00	2,375.00	3,500.00	3,500.00	3,500.00	3,500.00
A.8170.46900 MISCELLANEOUS & TRAVEL..	600.58	659.57	1,200.00	1,200.00	923.36	900.00	900.00	900.00	900.00
Total Group 4									
CONTRACTUAL EXPENSE	536,818.96	412,898.19	555,700.00	528,465.38	341,379.81	488,650.00	488,650.00	488,650.00	488,650.00

Total Dept 8170

Date Prepared: 11/23/2016 02:29 PM
Report Date: 11/23/2016
Account Table:
Alt. Sort Table:

TOWN OF ISLIP
Budget Preparation Publication
Fiscal Year: 2017 Period From: 1 To: 12

Account Description	2014 Actual	2015 Actual	Original 2016 Budget	Adjusted 2016 Budget	2016 Actual	2017 COMP MTGS Stage	2017 TENT BUD Stage	2017 PREL BUD Stage	2017 FINAL BUD Stage
Fund A	GENERAL FUND								
Type E	Expense								
Dept 8170	MAC ARTHUR COMPOSTING								
MAC ARTHUR COMPOSTING	1,510,432.42	1,349,191.69	1,578,500.00	1,567,845.90	1,225,460.43	1,598,300.00	1,598,300.00	1,598,300.00	1,598,300.00

[illegible]

Date Prepared: 11/23/2016 02:29 PM

Report Date: 11/23/2016

Account Table:

Alt. Sort Table:

TOWN OF ISLIP

Budget Preparation Publication

BUD4050 1.0

Page 133 of 305

Prepared By: JLUDWIG

Fiscal Year: 2017 Period From: 1 To: 12

Account Description	2014 Actual	2015 Actual	Original 2016 Budget	Adjusted 2016 Budget	2016 Actual	2017 COMP MTGS Stage	2017 TENT BUD Stage	2017 PREL BUD Stage	2017 FINAL BUD Stage
Fund A									
Type E									
Dept 8172									
Group 2									
A.8172.22501									
OTHER EQUIP-SAFETY..	0.00	0.00	5,000.00	5,000.00	4,880.00	5,000.00	5,000.00	5,000.00	5,000.00
Total Group 2									
EQUIPMENT & CAPITAL OUTLAY	12,401.57	3,826.82	10,000.00	13,800.00	13,680.00	10,000.00	10,000.00	10,000.00	10,000.00
Group 4									
CONTRACTUAL EXPENSE									
A.8172.41000									
OFFICE SUPPLIES..	685.22	403.38	750.00	750.00	231.25	600.00	600.00	600.00	600.00
A.8172.41200									
GAS & OIL..	1,650.70	396.00	1,500.00	1,636.80	3,162.35	4,000.00	4,000.00	4,000.00	4,000.00
A.8172.41220									
MOTOR VEHICLE SUPPLIES..	7,076.86	412.87	10,000.00	5,483.20	1,097.65	9,000.00	9,000.00	9,000.00	9,000.00
A.8172.41300									
SMALL TOOLS & EQUIPMENT	1,974.25	859.75	1,000.00	3,480.00	2,818.64	1,000.00	1,000.00	1,000.00	1,000.00
A.8172.44000									
PRINTING..	0.00	91.50	1,300.00	1,000.00	114.67	900.00	900.00	900.00	900.00
A.8172.44080									
EQUIPMENT RENTAL	0.00	0.00	0.00	4,000.00	2,500.00	5,000.00	5,000.00	5,000.00	5,000.00
A.8172.44110									
PROPERTY REPAIR..	41,962.73	41,227.13	50,000.00	58,100.00	43,525.32	50,000.00	50,000.00	50,000.00	50,000.00
A.8172.44114									
SCALE MAINTENANCE..	2,258.50	3,671.50	5,000.00	5,000.00	1,774.50	5,000.00	5,000.00	5,000.00	5,000.00
A.8172.44120									
EQUIPMENT REPAIR..	126,299.57	159,280.89	145,000.00	150,752.58	95,585.85	145,000.00	145,000.00	145,000.00	145,000.00
A.8172.44127									
WASTE OIL REMOVAL..	185.00	0.00	500.00	7,500.00	4,779.64	20,000.00	20,000.00	20,000.00	20,000.00
A.8172.44171									
UNIFORMS & SAFETY EQUIPMENT..	5,675.55	4,605.76	7,000.00	6,250.00	3,936.04	7,000.00	7,000.00	7,000.00	7,000.00
A.8172.44175									
SAFETY TRAINING	0.00	3,850.00	5,000.00	9,300.00	9,300.00	7,500.00	7,500.00	7,500.00	7,500.00
A.8172.46900									
MISCELLANEOUS & TRAVEL..	505.20	2,111.17	2,000.00	2,000.00	1,560.67	2,000.00	2,000.00	2,000.00	2,000.00
Total Group 4									
CONTRACTUAL EXPENSE	188,273.58	216,909.95	229,050.00	255,252.58	170,386.58	257,000.00	257,000.00	257,000.00	257,000.00

Date Prepared: 11/23/2016 02:29 PM
Report Date: 11/23/2016
Account Table:
Alt. Sort Table:

TOWN OF ISLIP
Budget Preparation Publication

Fiscal Year: 2017 Period From: 1 To: 12

Account Description	2014 Actual	2015 Actual	Original 2016 Budget	Adjusted 2016 Budget	2016 Actual	2017 COMP MTGS Stage	2017 TENT BUD Stage	2017 PREL BUD Stage	2017 FINAL BUD Stage
Fund A	GENERAL FUND								
Type E	Expense								
Dept 8172	SAYVILLE - W R A P								
Group 4	CONTRACTUAL EXPENSE								
Total Dept 8172									
SAYVILLE - W R A P	1,413,502.12	1,555,688.38	1,570,150.00	1,633,000.72	1,287,682.73	1,674,900.00	1,674,900.00	1,674,900.00	1,674,900.00

Date Prepared: 11/23/2016 02:29 PM

Report Date: 11/23/2016

Account Table:

Alt. Sort Table:

TOWN OF ISLIP

Budget Preparation Publication

Fiscal Year: 2017 Period From: 1 To: 12

BUD4050 1.0

Page 135 of 305

Prepared By: JLU DWIG

Account Description	2014 Actual	2015 Actual	Original 2016 Budget	Adjusted 2016 Budget	2016 Actual	2017 COMP MTGS Stage	2017 TENT BUD Stage	2017 PREL BUD Stage	2017 FINAL BUD Stage
Fund A									
Type E									
Dept 8200									
Group 1									
GENERAL FUND									
Expense									
CLEAN WATER VESSEL									
PERSONAL SERVICES									
A.8200.19990									
PART TIME REGULAR	135.00	1,079.00	200.00	200.00	0.00	0.00	0.00	0.00	0.00
A.8200.19991									
PART TIME SUMMER	2,823.00	4,397.50	12,000.00	12,000.00	10,399.00	12,000.00	12,000.00	12,000.00	12,000.00
Total Group 1									
PERSONAL SERVICES	2,958.00	5,476.50	12,200.00	12,200.00	10,399.00	12,000.00	12,000.00	12,000.00	12,000.00
Group 4									
CONTRACTUAL EXPENSE									
A.8200.41200									
GAS & OIL	2,237.65	2,290.00	8,250.00	8,250.00	3,449.82	5,000.00	5,000.00	5,000.00	5,000.00
A.8200.44040									
PRINTING & ADVERTISING	0.00	0.00	750.00	750.00	0.00	1,500.00	1,500.00	1,500.00	1,500.00
A.8200.44109									
PUMP OUT BOAT MAINT	9,571.35	5,703.25	7,000.00	8,040.74	2,194.83	7,000.00	7,000.00	7,000.00	7,000.00
A.8200.44120									
EQUIPMENT REPAIR	841.14	0.00	1,500.00	459.26	0.00	1,000.00	1,000.00	1,000.00	1,000.00
A.8200.45000									
OUTSIDE PROFESSIONAL	0.00	0.00	1,000.00	514.00	0.00	0.00	0.00	0.00	0.00
A.8200.46900									
MISCELLANEOUS & TRAVEL	2,825.00	1,004.09	0.00	486.00	486.00	1,000.00	1,000.00	1,000.00	1,000.00
Total Group 4									
CONTRACTUAL EXPENSE	15,475.14	8,997.34	18,500.00	18,500.00	6,130.65	15,500.00	15,500.00	15,500.00	15,500.00
Total Dept 8200									
CLEAN WATER VESSEL	18,433.14	14,473.84	30,700.00	30,700.00	16,529.65	27,500.00	27,500.00	27,500.00	27,500.00

Date Prepared: 11/23/2016 02:29 PM

Report Date: 11/23/2016

Account Table:

Alt. Sort Table:

TOWN OF ISLIP

Budget Preparation Publication

Fiscal Year: 2017 Period From: 1 To: 12

BUD4050 1.0

Page 136 of 305

Prepared By: JLUDWIG

Account Description	2014 Actual	2015 Actual	Original 2016 Budget	Adjusted 2016 Budget	2016 Actual	2017 COMP MTGS Stage	2017 TENT BUD Stage	2017 PREL BUD Stage	2017 FINAL BUD Stage
Fund A									
Type E									
Dept 9010									
Group 8									
A.9010.80010									
STATE RETIREMENT..	4,160,799.35	5,692,322.56	5,550,000.00	5,550,000.00	1,216,147.30	5,200,000.00	5,200,000.00	5,200,000.00	5,200,000.00
A.9010.80020									
SOCIAL SEC TAX..	2,321,788.03	2,409,130.76	2,765,000.00	2,765,000.00	2,191,552.73	2,746,000.00	2,746,000.00	2,746,000.00	2,746,000.00
A.9010.80030									
UNIFORM ALLOWANCE..	14,175.00	15,231.00	0.00	26,000.00	25,824.92	40,000.00	40,000.00	40,000.00	40,000.00
A.9010.80040									
HOSP & MEDICAL INSURANCE..	13,731,835.69	14,093,618.21	15,672,000.00	15,429,100.00	13,541,817.14	15,800,000.00	15,800,000.00	15,800,000.00	15,800,000.00
A.9010.80050									
WELFARE PAYMENTS..	320,589.98	347,777.06	342,000.00	342,000.00	328,354.36	430,000.00	430,000.00	430,000.00	430,000.00
A.9010.80060									
UNEMPLOYMENT INSURANCE..	159,468.85	123,029.11	500,000.00	474,000.00	76,573.16	150,000.00	150,000.00	150,000.00	150,000.00
Total Group 8									
EMPLOYEE BENEFITS	20,708,656.90	22,681,108.70	24,829,000.00	24,586,100.00	17,380,269.61	24,366,000.00	24,366,000.00	24,366,000.00	24,366,000.00
Total Dept 9010									
EMPLOYEE BENEFITS	20,708,656.90	22,681,108.70	24,829,000.00	24,586,100.00	17,380,269.61	24,366,000.00	24,366,000.00	24,366,000.00	24,366,000.00

Date Prepared: 11/23/2016 02:29 PM
Report Date: 11/23/2016
Account Table:
Alt. Sort Table:

TOWN OF ISLIP
Budget Preparation Publication
Fiscal Year: 2017 Period From: 1 To: 12

Account Description	2014 Actual	2015 Actual	Original 2016 Budget	Adjusted 2016 Budget	2016 Actual	2017 COMP MTGS Stage	2017 TENT BUD Stage	2017 PREL BUD Stage	2017 FINAL BUD Stage
Fund A									
Type E									
Dept 9089									
Group 1									
A.9089.19001									
OTHER EMPLOYEE BENEFITS	0.00	0.00	750,000.00	384,015.48	0.00	750,000.00	750,000.00	750,000.00	750,000.00
Total Group 1									
PERSONAL SERVICES	0.00	0.00	750,000.00	384,015.48	0.00	750,000.00	750,000.00	750,000.00	750,000.00
Total Dept 9089									
OTHER EMPLOYEE BENEFITS	0.00	0.00	750,000.00	384,015.48	0.00	750,000.00	750,000.00	750,000.00	750,000.00

Date Prepared: 11/23/2016 02:29 PM

Report Date: 11/23/2016

Account Table:

Alt. Sort Table:

TOWN OF ISLIP

Budget Preparation Publication

Fiscal Year: 2017 Period From: 1 To: 12

BUD4050 1.0

Page 138 of 305

Prepared By: JLUDWIG

Account Description	2014 Actual	2015 Actual	Original 2016 Budget	Adjusted 2016 Budget	2016 Actual	2017 COMP MTGS Stage	2017 TENT BUD Stage	2017 PREL BUD Stage	2017 FINAL BUD Stage
Fund A									
Type E									
Dept 9510									
Group 9									
A.9510.90015									
TRANSFER TO CAPITAL..	315,446.26	0.00	0.00	48,800.00	48,800.00	0.00	0.00	0.00	0.00
A.9510.90100									
TRANS TO WORK/COMP - CS02..	1,345,849.20	2,408,283.00	2,109,495.00	2,109,495.00	1,054,747.50	1,850,710.00	1,850,710.00	1,850,710.00	1,850,710.00
A.9510.90150									
TRANS TO SELF INS.- CS01..	1,532,382.00	1,694,636.00	1,567,482.00	1,567,482.00	783,741.00	1,409,734.00	1,409,734.00	1,409,734.00	1,409,734.00
Total Group 9									
TRANSFERS	3,193,677.46	4,102,919.00	3,676,977.00	3,725,777.00	1,887,288.50	3,260,444.00	3,260,444.00	3,260,444.00	3,260,444.00
Total Dept 9510									
INTERFUND TRANSFERS	3,193,677.46	4,102,919.00	3,676,977.00	3,725,777.00	1,887,288.50	3,260,444.00	3,260,444.00	3,260,444.00	3,260,444.00

Date Prepared: 11/23/2016 02:29 PM

Report Date: 11/23/2016

Account Table:

Alt. Sort Table:

TOWN OF ISLIP

Budget Preparation Publication

Fiscal Year: 2017 Period From: 1 To: 12

BUD4050 1.0

Page 139 of 305

Prepared By: JLUDWIG

Account Description	2014 Actual	2015 Actual	Original 2016 Budget	Adjusted 2016 Budget	2016 Actual	2017 COMP MTGS Stage	2017 TENT BUD Stage	2017 PREL BUD Stage	2017 FINAL BUD Stage
Fund A									
Type E									
Dept 9730									
Group 6									
GENERAL FUND									
Expense									
DEBT SERVICE									
PRINCIPAL ON INDEBTEDNESS									
A.9730.60010									
SERIAL BONDS - PRINCIPAL..	8,650,219.66	10,029,477.99	9,981,913.00	9,981,913.00	9,531,416.08	9,495,300.00	9,495,300.00	9,495,300.00	9,495,300.00
Total Group 6									
PRINCIPAL ON INDEBTEDNESS	<u>8,650,219.66</u>	<u>10,029,477.99</u>	<u>9,981,913.00</u>	<u>9,981,913.00</u>	<u>9,531,416.08</u>	<u>9,495,300.00</u>	<u>9,495,300.00</u>	<u>9,495,300.00</u>	<u>9,495,300.00</u>
Group 7									
INTEREST ON INDEBTEDNESS									
A.9730.70010									
SERIAL BONDS INTEREST..	2,352,262.04	2,047,220.91	2,050,000.00	2,025,200.00	1,687,059.57	1,860,000.00	1,860,000.00	1,860,000.00	1,860,000.00
A.9730.70030									
BAN INTEREST..	5,516.67	5,600.71	50,000.00	74,800.00	74,791.66	50,000.00	50,000.00	50,000.00	50,000.00
Total Group 7									
INTEREST ON INDEBTEDNESS	<u>2,357,778.71</u>	<u>2,052,821.62</u>	<u>2,100,000.00</u>	<u>2,100,000.00</u>	<u>1,761,851.23</u>	<u>1,910,000.00</u>	<u>1,910,000.00</u>	<u>1,910,000.00</u>	<u>1,910,000.00</u>
Total Dept 9730									
DEBT SERVICE	<u>11,007,998.37</u>	<u>12,082,299.61</u>	<u>12,081,913.00</u>	<u>12,081,913.00</u>	<u>11,293,267.31</u>	<u>11,405,300.00</u>	<u>11,405,300.00</u>	<u>11,405,300.00</u>	<u>11,405,300.00</u>

Date Prepared: 11/23/2016 02:29 PM

Report Date: 11/23/2016

Account Table:

Alt. Sort Table:

TOWN OF ISLIP

Budget Preparation Publication

Fiscal Year: 2017 Period From: 1 To: 12

BUD4050 1.0

Page 140 of 305

Prepared By: JLUDWIG

Account Description	2014 Actual	2015 Actual	Original 2016 Budget	Adjusted 2016 Budget	2016 Actual	2017 COMP MTGS Stage	2017 TENT BUD Stage	2017 PREL BUD Stage	2017 FINAL BUD Stage
Fund A									
Type E									
Dept 9780									
Group 6									
GENERAL FUND									
Expense									
OTHER DEBT SERVICE									
PRINCIPAL ON INDEBTEDNESS									
A.9780.60040									
NYPA PRINCIPAL	121,908.60	138,618.07	145,000.00	145,000.00	127,484.99	145,000.00	145,000.00	145,000.00	145,000.00
Total Group 6									
PRINCIPAL ON INDEBTEDNESS	<u>121,908.60</u>	<u>138,618.07</u>	<u>145,000.00</u>	<u>145,000.00</u>	<u>127,484.99</u>	<u>145,000.00</u>	<u>145,000.00</u>	<u>145,000.00</u>	<u>145,000.00</u>
Group 7									
INTEREST ON INDEBTEDNESS									
A.9780.70040									
NYPA INTEREST PAYMENT	10,594.92	6,605.81	10,000.00	10,000.00	6,133.11	9,000.00	9,000.00	9,000.00	9,000.00
Total Group 7									
INTEREST ON INDEBTEDNESS	<u>10,594.92</u>	<u>6,605.81</u>	<u>10,000.00</u>	<u>10,000.00</u>	<u>6,133.11</u>	<u>9,000.00</u>	<u>9,000.00</u>	<u>9,000.00</u>	<u>9,000.00</u>
Total Dept 9780									
OTHER DEBT SERVICE	<u>132,503.52</u>	<u>145,223.88</u>	<u>155,000.00</u>	<u>155,000.00</u>	<u>133,618.10</u>	<u>154,000.00</u>	<u>154,000.00</u>	<u>154,000.00</u>	<u>154,000.00</u>

Date Prepared: 11/23/2016 02:29 PM

Report Date: 11/23/2016

Account Table:

Alt. Sort Table:

TOWN OF ISLIP

Budget Preparation Publication

Fiscal Year: 2017 Period From: 1 To: 12

BUD4050 1.0

Page 141 of 305

Prepared By: JLUDWIG

Account Description	2014 Actual	2015 Actual	Original 2016 Budget	Adjusted 2016 Budget	2016 Actual	2017 COMP MTGS Stage	2017 TENT BUD Stage	2017 PREL BUD Stage	2017 FINAL BUD Stage
Fund A									
Type E									
Dept 9785									
Group 6									
A.9785.60010									
INSTALLMENT DEBT - PRINCIPAL	138,585.24	176,238.36	181,860.00	181,860.00	149,616.69	187,701.00	187,701.00	187,701.00	187,701.00
Total Group 6									
PRINCIPAL ON INDEBTEDNESS	<u>138,585.24</u>	<u>176,238.36</u>	<u>181,860.00</u>	<u>181,860.00</u>	<u>149,616.69</u>	<u>187,701.00</u>	<u>187,701.00</u>	<u>187,701.00</u>	<u>187,701.00</u>
Group 7									
INTEREST ON INDEBTEDNESS									
A.9785.70010									
INSTALLMENT PURCHASE DEBT - INTEREST	29,246.72	23,836.60	18,216.00	18,216.00	18,215.27	12,375.00	12,375.00	12,375.00	12,375.00
Total Group 7									
INTEREST ON INDEBTEDNESS	<u>29,246.72</u>	<u>23,836.60</u>	<u>18,216.00</u>	<u>18,216.00</u>	<u>18,215.27</u>	<u>12,375.00</u>	<u>12,375.00</u>	<u>12,375.00</u>	<u>12,375.00</u>
Total Dept 9785									
INSTALLMENT PURCHASE DEBT	<u>167,831.96</u>	<u>200,074.96</u>	<u>200,076.00</u>	<u>200,076.00</u>	<u>167,831.96</u>	<u>200,076.00</u>	<u>200,076.00</u>	<u>200,076.00</u>	<u>200,076.00</u>
Total Type E									
Expense	<u>80,322,545.09</u>	<u>84,621,495.97</u>	<u>91,247,957.00</u>	<u>92,279,457.87</u>	<u>70,655,875.19</u>	<u>90,446,655.00</u>	<u>90,446,655.00</u>	<u>90,446,655.00</u>	<u>90,527,855.00</u>
Total Fund A									
GENERAL FUND	<u>(3,279,649.61)</u>	<u>(2,653,719.21)</u>	<u>0.00</u>	<u>356,731.37</u>	<u>(4,370,671.48)</u>	<u>0.00</u>	<u>0.00</u>	<u>0.00</u>	<u>0.00</u>

[illegible]

Date Prepared: 11/23/2016 02:29 PM

Report Date: 11/23/2016

Account Table:

Alt. Sort Table:

TOWN OF ISLIP

Budget Preparation Publication

Fiscal Year: 2017 Period From: 1 To: 12

BUD4050 1.0

Page 143 of 305

Prepared By: JLU DWIG

Account Description	2014 Actual	2015 Actual	Original 2016 Budget	Adjusted 2016 Budget	2016 Actual	2017 COMP MTGS Stage	2017 TENT BUD Stage	2017 PREL BUD Stage	2017 FINAL BUD Stage
Fund B	TOWN OUTSIDE VILL.								
Type R	Revenue								
Group									
B.0000.02690.05									
DEMOLITION REIMB.PLANNING	89,750.08	85,006.75	189,393.00	509,393.00	164,667.83	300,000.00	300,000.00	300,000.00	300,000.00
B.0000.02701.09									
REF. PR. YR. APPRO..GENERAL	0.00	11,734.41	0.00	0.00	0.00	0.00	0.00	0.00	0.00
B.0000.02770.05									
ENGINEERING INSPEC. FEES.PLANNING	27,346.00	32,534.00	30,000.00	30,000.00	51,256.60	45,000.00	45,000.00	45,000.00	45,000.00
B.0000.02770.09									
MISCELLANEOUS INCOME.GENERAL	99,354.09	16,498.03	0.00	0.00	40,047.95	7,500.00	7,500.00	7,500.00	7,500.00
B.0000.02771.05									
STREET SIGNS.PLANNING	0.00	0.00	250.00	250.00	375.00	250.00	250.00	250.00	250.00
B.0000.03001.09									
PER CAPITA AID.GENERAL	1,797,900.00	1,797,900.00	1,797,900.00	1,797,900.00	1,797,900.00	1,797,900.00	1,797,900.00	1,797,900.00	1,797,900.00
B.0000.05032.09									
TRANSFER FROM CAPITAL.GENERAL	31,125.00	40,965.00	0.00	0.00	26,077.50	0.00	0.00	0.00	0.00
Total Group									
	(8,889,527.38)	(8,913,606.00)	(17,050,153.00)	(17,370,153.00)	(10,381,020.25)	(13,510,301.00)	(13,510,301.00)	(13,510,301.00)	(13,510,301.00)
Total Dept 0000									
.									
	(8,889,527.38)	(8,913,606.00)	(17,050,153.00)	(17,370,153.00)	(10,381,020.25)	(13,510,301.00)	(13,510,301.00)	(13,510,301.00)	(13,510,301.00)
Total Type R									
Revenue									
	(8,889,527.38)	(8,913,606.00)	(17,050,153.00)	(17,370,153.00)	(10,381,020.25)	(13,510,301.00)	(13,510,301.00)	(13,510,301.00)	(13,510,301.00)

Account Table:

Budget Preparation Publication

Prepared By: JLUDWIG

Alt. Sort Table:

Fiscal Year: 2017 Period From: 1 To: 12

Account Description	2014 Actual	2015 Actual	Original 2016 Budget	Adjusted 2016 Budget	2016 Actual	2017 COMP MTGS Stage	2017 TENT BUD Stage	2017 PREL BUD Stage	2017 FINAL BUD Stage
Fund B	TOWN OUTSIDE VILL.								
Type E	Expense								
Dept 1130	PARKING VIOLATION BUREAU								
Group 1	PERSONAL SERVICES								
B.1130.11295 CASHIER	35,254.46	40,593.67	43,400.00	43,400.00	38,420.00	47,400.00	47,400.00	47,400.00	47,400.00
B.1130.11940 NEIGHBORHOOD AIDE	51,342.92	52,626.54	52,500.00	52,500.00	46,578.03	55,100.00	55,100.00	55,100.00	55,100.00
B.1130.15270 CODE ENFORCEMENT OFFICER	0.00	0.00	20,600.00	20,600.00	0.00	32,175.00	32,175.00	32,175.00	32,175.00
B.1130.15502 HARBORMASTER CHIEF IV	0.00	0.00	5,550.00	5,550.00	0.00	0.00	0.00	0.00	0.00
B.1130.15766 PARK RANGER I	112,468.00	82,442.40	83,624.00	83,624.00	0.00	136,223.00	136,223.00	136,223.00	136,223.00
B.1130.15769 PARK RANGER II	37,620.00	63,879.63	53,823.00	53,823.00	0.00	42,561.00	42,561.00	42,561.00	42,561.00
B.1130.15770 PARK RANGER III	13,354.00	15,498.31	15,211.00	15,211.00	0.00	14,601.00	14,601.00	14,601.00	14,601.00
B.1130.19650 OVERTIME	5,842.50	3,632.65	4,000.00	4,000.00	3,521.17	4,000.00	4,000.00	4,000.00	4,000.00
B.1130.19990 PART TIME REGULAR	14,263.50	10,104.00	17,000.00	50,000.00	41,818.50	17,000.00	17,000.00	17,000.00	17,000.00
B.1130.19991 PART TIME SUMMER	33,965.00	2,136.00	10,000.00	33,603.75	33,603.75	10,000.00	10,000.00	10,000.00	10,000.00
B.1130.19994 PART TIME SEASONAL	0.00	31,163.00	135,000.00	78,396.25	18,255.00	125,000.00	125,000.00	125,000.00	125,000.00
Total Group 1 PERSONAL SERVICES	304,110.38	302,076.20	440,708.00	440,708.00	182,196.45	484,060.00	484,060.00	484,060.00	484,060.00
Group 4	CONTRACTUAL EXPENSE								
B.1130.41000 OFFICE SUPPLIES..	1,164.04	619.03	750.00	1,255.73	507.56	1,000.00	1,000.00	1,000.00	1,000.00
B.1130.44000 PRINTING..	9,380.94	5,498.64	10,000.00	10,000.00	3,999.49	10,000.00	10,000.00	10,000.00	10,000.00
B.1130.45000 OUTSIDE PROFESSIONAL..	265,037.50	238,078.30	300,000.00	300,521.70	143,807.00	250,000.00	250,000.00	250,000.00	250,000.00
B.1130.46900 MISCELLANEOUS & TRAVEL..	146.00	164.00	500.00	500.00	18.00	500.00	500.00	500.00	500.00

Total Group 4

Date Prepared: 11/23/2016 02:29 PM
Report Date: 11/23/2016
Account Table:
Alt. Sort Table:

TOWN OF ISLIP
Budget Preparation Publication
Fiscal Year: 2017 Period From: 1 To: 12

Account Description	2014 Actual	2015 Actual	Original 2016 Budget	Adjusted 2016 Budget	2016 Actual	2017 COMP MTGS Stage	2017 TENT BUD Stage	2017 PREL BUD Stage	2017 FINAL BUD Stage
Fund B	TOWN OUTSIDE VILL.								
Type E	Expense								
Dept 1130	PARKING VIOLATION BUREAU								
Group 4	CONTRACTUAL EXPENSE								
CONTRACTUAL EXPENSE	275,728.48	244,359.97	311,250.00	312,277.43	148,332.05	261,500.00	261,500.00	261,500.00	261,500.00
Total Dept 1130									
PARKING VIOLATION BUREAU	579,838.86	546,436.17	751,958.00	752,985.43	330,528.50	745,560.00	745,560.00	745,560.00	745,560.00

Date Prepared: 11/23/2016 02:29 PM

Report Date: 11/23/2016

Account Table:

Alt. Sort Table:

TOWN OF ISLIP

Budget Preparation Publication

Fiscal Year: 2017 Period From: 1 To: 12

BUD4050 1.0

Page 146 of 305

Prepared By: JLU DWIG

Account Description	2014 Actual	2015 Actual	Original 2016 Budget	Adjusted 2016 Budget	2016 Actual	2017 COMP MTGS Stage	2017 TENT BUD Stage	2017 PREL BUD Stage	2017 FINAL BUD Stage
Fund B									
Type E									
Dept 1491									
Group 1									
TOWN OUTSIDE VILL.									
Expense									
ENGINEERING DEPARTMENT									
PERSONAL SERVICES									
B.1491.10408									
TOWN ENGINEER	80,307.68	90,802.09	80,000.00	101,381.26	77,545.83	105,000.00	105,000.00	105,000.00	105,000.00
B.1491.10460									
ASSISTANT TOWN ENGINEER	0.00	0.00	30,000.00	0.00	0.00	0.00	0.00	0.00	0.00
B.1491.10480									
SENIOR SITE PLAN REVIEWER	75,288.46	75,288.45	75,000.00	75,000.00	65,191.96	82,000.00	82,000.00	82,000.00	82,000.00
B.1491.11000									
ACCOUNT CLERK	0.00	11,961.02	36,700.00	36,700.00	32,525.92	40,100.00	40,100.00	40,100.00	40,100.00
B.1491.11005									
ACCOUNT CLERK-TYPIST	45,072.33	46,198.00	46,100.00	46,100.00	40,801.97	47,900.00	47,900.00	47,900.00	47,900.00
B.1491.11360									
CLERK TYPIST	35,322.60	36,905.81	37,300.00	37,300.00	33,039.33	39,200.00	39,200.00	39,200.00	39,200.00
B.1491.11640									
ENGINEERING AIDE	0.00	0.00	17,850.00	17,850.00	0.00	0.00	0.00	0.00	0.00
B.1491.11660									
ENGINEERING INSPECTOR	54,607.15	37,119.01	98,100.00	96,883.25	67,462.98	112,900.00	112,900.00	112,900.00	112,900.00
B.1491.12120									
PRINCIPAL CLERK	55,714.87	57,106.76	56,900.00	56,900.00	50,436.40	59,400.00	59,400.00	59,400.00	59,400.00
B.1491.12660									
SENIOR CLERK TYPIST	27,293.08	16,758.88	46,100.00	48,447.02	2,347.02	31,875.00	31,875.00	31,875.00	31,875.00
B.1491.12720									
SENIOR ENGINEERING AIDE	55,714.87	57,106.79	56,900.00	56,900.00	50,543.87	59,800.00	59,800.00	59,800.00	59,800.00
B.1491.12906									
SITE PLAN REVIEWER	51,598.65	73,083.00	105,050.00	84,750.00	67,919.14	128,950.00	128,950.00	128,950.00	128,950.00
B.1491.12907									
ASSISTANT SITE PLAN REVIEWER	15,408.94	33,522.44	70,100.00	70,100.00	48,063.94	101,200.00	101,200.00	101,200.00	101,200.00
B.1491.19650									
OVERTIME	564.63	1,434.83	800.00	2,800.00	2,404.60	20,000.00	20,000.00	20,000.00	20,000.00
B.1491.19990									
PART TIME REGULAR	3,987.48	9,262.50	0.00	36,600.00	34,220.00	41,500.00	41,500.00	41,500.00	41,500.00
B.1491.19991									
PART TIME SUMMER	1,470.00	0.00	0.00	0.00	0.00	0.00	0.00	0.00	0.00
Total Group 1									
PERSONAL SERVICES									
	502,350.74	546,549.58	756,900.00	767,711.53	572,502.96	869,825.00	869,825.00	869,825.00	869,825.00

Date Prepared: 11/23/2016 02:29 PM

Report Date: 11/23/2016

Account Table:

Alt. Sort Table:

TOWN OF ISLIP

Budget Preparation Publication

Fiscal Year: 2017 Period From: 1 To: 12

BUD4050 1.0

Page 147 of 305

Prepared By: JLU DWIG

Account Description	2014 Actual	2015 Actual	Original 2016 Budget	Adjusted 2016 Budget	2016 Actual	2017 COMP MTGS Stage	2017 TENT BUD Stage	2017 PREL BUD Stage	2017 FINAL BUD Stage
Fund B									
Type E									
Dept 1491									
Group 2									
TOWN OUTSIDE VILL.									
Expense									
ENGINEERING DEPARTMENT									
EQUIPMENT & CAPITAL OUTLAY									
B.1491.22100									
FURNITURE & FIXTURES..	0.00	0.00	15,000.00	15,000.00	0.00	30,000.00	30,000.00	30,000.00	30,000.00
B.1491.22200									
OFFICE EQUIPMENT..	0.00	0.00	0.00	0.00	0.00	5,000.00	5,000.00	5,000.00	5,000.00
B.1491.22500									
OTHER EQUIPMENT..	0.00	20,035.45	0.00	0.00	0.00	0.00	0.00	0.00	0.00
Total Group 2									
EQUIPMENT & CAPITAL OUTLAY	0.00	20,035.45	15,000.00	15,000.00	0.00	35,000.00	35,000.00	35,000.00	35,000.00
Group 4									
CONTRACTUAL EXPENSE									
B.1491.41000									
OFFICE SUPPLIES..	2,677.20	5,241.44	2,500.00	3,154.55	2,493.96	2,500.00	2,500.00	2,500.00	2,500.00
B.1491.41030									
DRAFTING SUPPLIES..	0.00	789.00	500.00	200.00	0.00	1,000.00	1,000.00	1,000.00	1,000.00
B.1491.44000									
PRINTING..	221.70	558.10	300.00	1,100.00	775.45	500.00	500.00	500.00	500.00
B.1491.44100									
OFFICE EQUIPMENT - REPAIR..	0.00	0.00	500.00	300.00	0.00	0.00	0.00	0.00	0.00
B.1491.45000									
OUTSIDE PROFESSIONAL..	199,243.05	0.00	0.00	20,000.00	12,226.77	0.00	0.00	0.00	0.00
B.1491.45350									
EDUCATION & SEMINARS..	0.00	1,200.00	2,000.00	1,700.00	200.00	6,000.00	6,000.00	6,000.00	6,000.00
B.1491.46900									
MISCELLANEOUS & TRAVEL..	777.98	1,979.92	2,000.00	2,000.00	480.22	1,500.00	1,500.00	1,500.00	1,500.00
Total Group 4									
CONTRACTUAL EXPENSE	202,919.93	9,768.46	7,800.00	28,454.55	16,176.40	11,500.00	11,500.00	11,500.00	11,500.00
Total Dept 1491									
ENGINEERING DEPARTMENT	705,270.67	576,353.49	779,700.00	811,166.08	588,679.36	916,325.00	916,325.00	916,325.00	916,325.00

Date Prepared: 11/23/2016 02:29 PM

Report Date: 11/23/2016

Account Table:

Alt. Sort Table:

TOWN OF ISLIP

Budget Preparation Publication

Fiscal Year: 2017 Period From: 1 To: 12

BUD4050 1.0

Page 148 of 305

Prepared By: JLUDWIG

Account Description	2014 Actual	2015 Actual	Original 2016 Budget	Adjusted 2016 Budget	2016 Actual	2017 COMP MTGS Stage	2017 TENT BUD Stage	2017 PREL BUD Stage	2017 FINAL BUD Stage
Fund B									
Type E									
Dept 1980									
Group 4									
B.1980.41234									
MTA PAYROLL TAX	13,615.31	14,489.97	18,000.00	18,000.00	13,696.70	19,000.00	19,000.00	19,000.00	19,000.00
Total Group 4									
CONTRACTUAL EXPENSE	13,615.31	14,489.97	18,000.00	18,000.00	13,696.70	19,000.00	19,000.00	19,000.00	19,000.00
Total Dept 1980									
MTA PAYROLL TAX	13,615.31	14,489.97	18,000.00	18,000.00	13,696.70	19,000.00	19,000.00	19,000.00	19,000.00

Date Prepared: 11/23/2016 02:29 PM

Report Date: 11/23/2016

Account Table:

Alt. Sort Table:

TOWN OF ISLIP

Budget Preparation Publication

Fiscal Year: 2017 Period From: 1 To: 12

BUD4050 1.0

Page 151 of 305

Prepared By: JLUDWIG

Account Description	2014 Actual	2015 Actual	Original 2016 Budget	Adjusted 2016 Budget	2016 Actual	2017 COMP MTGS Stage	2017 TENT BUD Stage	2017 PREL BUD Stage	2017 FINAL BUD Stage
Fund B	TOWN OUTSIDE VILL.								
Type E	Expense								
Dept 3620	BUILDING DEPARTMENT								
Group 4	CONTRACTUAL EXPENSE								
CONTRACTUAL EXPENSE	281,337.01	283,467.50	326,393.00	903,985.31	198,533.68	436,500.00	436,500.00	436,500.00	436,500.00
Total Dept 3620									
BUILDING DEPARTMENT	1,820,639.89	1,987,274.31	2,216,543.00	2,828,067.99	1,815,196.09	2,532,225.00	2,532,225.00	2,532,225.00	2,532,225.00

Date Prepared: 11/23/2016 02:29 PM

Report Date: 11/23/2016

Account Table:

Alt. Sort Table:

TOWN OF ISLIP

Budget Preparation Publication

Fiscal Year: 2017 Period From: 1 To: 12

BUD4050 1.0

Page 152 of 305

Prepared By: JLUDWIG

Account Description	2014 Actual	2015 Actual	Original 2016 Budget	Adjusted 2016 Budget	2016 Actual	2017 COMP MTGS Stage	2017 TENT BUD Stage	2017 PREL BUD Stage	2017 FINAL BUD Stage
Fund B									
Type E									
Dept 4020									
Group 1									
TOWN OUTSIDE VILL.									
Expense									
REGISTRAR OF VITAL STATISTICS									
PERSONAL SERVICES									
B.4020.10155									
DEPUTY TOWN CLERK	60,230.76	60,230.76	60,000.00	64,000.00	55,545.34	64,200.00	64,200.00	64,200.00	64,200.00
B.4020.11405									
COMMUNITY SERVICE AIDE	42,917.87	43,990.53	43,900.00	43,900.00	38,827.08	45,600.00	45,600.00	45,600.00	45,600.00
B.4020.12660									
SENIOR CLERK TYPIST	88,397.42	92,396.00	92,200.00	92,200.00	81,776.88	96,725.00	96,725.00	96,725.00	96,725.00
B.4020.19600									
NIGHT DIFFERENTIAL	781.71	1,012.15	1,000.00	1,000.00	925.16	1,500.00	1,500.00	1,500.00	1,500.00
B.4020.19650									
OVERTIME	491.75	265.50	500.00	500.00	271.48	1,000.00	1,000.00	1,000.00	1,000.00
B.4020.19990									
PART TIME REGULAR	5,715.00	5,044.00	12,000.00	11,000.00	8,418.00	14,000.00	14,000.00	14,000.00	14,000.00
B.4020.19991									
PART TIME SUMMER	2,960.00	4,692.00	3,000.00	0.00	0.00	5,000.00	5,000.00	5,000.00	5,000.00
Total Group 1									
PERSONAL SERVICES	<u>201,494.51</u>	<u>207,630.94</u>	<u>212,600.00</u>	<u>212,600.00</u>	<u>185,763.94</u>	<u>228,025.00</u>	<u>228,025.00</u>	<u>228,025.00</u>	<u>228,025.00</u>
Group 2									
EQUIPMENT & CAPITAL OUTLAY									
B.4020.22200									
OFFICE EQUIPMENT..	864.07	0.00	1,000.00	1,000.00	0.00	0.00	0.00	0.00	0.00
Total Group 2									
EQUIPMENT & CAPITAL OUTLAY	<u>864.07</u>	<u>0.00</u>	<u>1,000.00</u>	<u>1,000.00</u>	<u>0.00</u>	<u>0.00</u>	<u>0.00</u>	<u>0.00</u>	<u>0.00</u>
Group 4									
CONTRACTUAL EXPENSE									
B.4020.41000									
OFFICE SUPPLIES..	1,431.50	1,075.87	2,000.00	2,335.61	326.23	2,000.00	2,000.00	2,000.00	2,000.00
B.4020.44000									
PRINTING..	1,733.50	1,576.24	2,000.00	2,000.00	712.56	2,000.00	2,000.00	2,000.00	2,000.00
B.4020.45400									
SUB-REGISTRAR FEES..	95.50	95.50	200.00	200.00	0.00	200.00	200.00	200.00	200.00
Total Group 4									
CONTRACTUAL EXPENSE	<u>3,260.50</u>	<u>2,747.61</u>	<u>4,200.00</u>	<u>4,535.61</u>	<u>1,038.79</u>	<u>4,200.00</u>	<u>4,200.00</u>	<u>4,200.00</u>	<u>4,200.00</u>

Date Prepared: 11/23/2016 02:29 PM
Report Date: 11/23/2016
Account Table:
Alt. Sort Table:

TOWN OF ISLIP
Budget Preparation Publication
Fiscal Year: 2017 Period From: 1 To: 12

Account Description	2014 Actual	2015 Actual	Original 2016 Budget	Adjusted 2016 Budget	2016 Actual	2017 COMP MTGS Stage	2017 TENT BUD Stage	2017 PREL BUD Stage	2017 FINAL BUD Stage
Fund B									
Type E									
Dept 4020									
Total Dept 4020									
REGISTRAR OF VITAL STATISTICS	205,619.08	210,378.55	217,800.00	218,135.61	186,802.73	232,225.00	232,225.00	232,225.00	232,225.00

Account Table:

Budget Preparation Publication

Prepared By: JLUDWIG

Alt. Sort Table:

Fiscal Year: 2017 Period From: 1 To: 12

Account Description	2014 Actual	2015 Actual	Original 2016 Budget	Adjusted 2016 Budget	2016 Actual	2017 COMP MTGS Stage	2017 TENT BUD Stage	2017 PREL BUD Stage	2017 FINAL BUD Stage
Fund B	TOWN OUTSIDE VILL.								
Type E	Expense								
Dept 8010	BOARD OF APPEALS								
Group 1	PERSONAL SERVICES								
B.8010.10311 SECRETARY TO BOARD	65,249.97	65,249.99	65,000.00	69,800.00	60,538.21	71,400.00	71,400.00	71,400.00	71,400.00
B.8010.11300 CLERK	36,461.88	37,371.17	37,300.00	37,300.00	33,005.04	38,800.00	38,800.00	38,800.00	38,800.00
B.8010.11940 NEIGHBORHOOD AIDE	51,342.97	52,626.52	52,500.00	52,500.00	46,578.03	55,100.00	55,100.00	55,100.00	55,100.00
B.8010.12660 SENIOR CLERK TYPIST	39,612.39	42,630.32	44,600.00	44,600.00	39,536.43	47,900.00	47,900.00	47,900.00	47,900.00
B.8010.19650 OVERTIME	7,388.02	7,669.16	7,500.00	7,500.00	6,985.67	8,000.00	8,000.00	8,000.00	8,000.00
B.8010.19930 BOARD CHAIRMAN	18,270.00	18,270.00	18,300.00	18,300.00	16,159.80	18,300.00	18,300.00	18,300.00	18,300.00
B.8010.19935 VICE CHAIRMAN	17,430.00	17,430.00	17,500.00	17,500.00	15,416.90	17,500.00	17,500.00	17,500.00	17,500.00
B.8010.19940 BOARD MEMBER	46,620.00	46,440.72	46,800.00	46,800.00	41,234.40	46,800.00	46,800.00	46,800.00	46,800.00
Total Group 1 PERSONAL SERVICES	282,375.23	287,687.88	289,500.00	294,300.00	259,454.48	303,800.00	303,800.00	303,800.00	303,800.00
Group 4	CONTRACTUAL EXPENSE								
B.8010.41000 OFFICE SUPPLIES..	383.67	287.24	750.00	750.00	225.00	750.00	750.00	750.00	750.00
B.8010.44000 PRINTING..	1,001.00	1,113.50	1,150.00	1,150.00	777.25	1,150.00	1,150.00	1,150.00	1,150.00
B.8010.44001 LEGAL NOTICES..	18,804.77	21,235.78	20,125.00	20,782.77	15,004.89	23,000.00	23,000.00	23,000.00	23,000.00
B.8010.45200 COURT REPORTING..	5,297.37	5,988.50	7,943.00	7,943.00	4,095.20	7,000.00	7,000.00	7,000.00	7,000.00
Total Group 4 CONTRACTUAL EXPENSE	25,486.81	28,625.02	29,968.00	30,625.77	20,102.34	31,900.00	31,900.00	31,900.00	31,900.00
Total Dept 8010 BOARD OF APPEALS									

Date Prepared: 11/23/2016 02:29 PM
Report Date: 11/23/2016
Account Table:
Alt. Sort Table:

TOWN OF ISLIP
Budget Preparation Publication
Fiscal Year: 2017 Period From: 1 To: 12

Account Description	2014 Actual	2015 Actual	Original 2016 Budget	Adjusted 2016 Budget	2016 Actual	2017 COMP MTGS Stage	2017 TENT BUD Stage	2017 PREL BUD Stage	2017 FINAL BUD Stage
Fund B	TOWN OUTSIDE VILL.								
Type E	Expense								
Dept 8010	BOARD OF APPEALS								
	307,862.04	316,312.90	319,468.00	324,925.77	279,556.82	335,700.00	335,700.00	335,700.00	335,700.00

Date Prepared: 11/23/2016 02:29 PM

Report Date: 11/23/2016

Account Table:

Alt. Sort Table:

TOWN OF ISLIP

Budget Preparation Publication

Fiscal Year: 2017 Period From: 1 To: 12

BUD4050 1.0

Page 157 of 305

Prepared By: JLU DWIG

Account Description	2014 Actual	2015 Actual	Original 2016 Budget	Adjusted 2016 Budget	2016 Actual	2017 COMP MTGS Stage	2017 TENT BUD Stage	2017 PREL BUD Stage	2017 FINAL BUD Stage
Fund B									
Type E									
Dept 8020									
Group 4									
B.8020.41052									
ANNUAL MAINT / SUPPORT	16,620.00	38,840.00	40,000.00	35,380.00	6,599.50	40,000.00	40,000.00	40,000.00	40,000.00
B.8020.44000									
PRINTING	916.00	163.00	1,500.00	4,700.00	4,156.80	3,000.00	3,000.00	3,000.00	3,000.00
B.8020.44001									
LEGAL NOTICES..	3,850.63	1,534.22	5,000.00	1,800.00	1,263.37	4,000.00	4,000.00	4,000.00	4,000.00
B.8020.45000									
OUTSIDE PROFESSIONAL..	219.50	29,500.00	0.00	2,000.00	0.00	97,500.00	97,500.00	97,500.00	97,500.00
B.8020.45340									
SUBSCRIPTIONS & DUES..	2,225.99	1,457.00	2,341.00	2,341.00	0.00	2,341.00	2,341.00	2,341.00	2,341.00
B.8020.46450									
MEMBERSHIPS..	1,411.00	1,577.00	3,000.00	3,000.00	808.00	4,000.00	4,000.00	4,000.00	4,000.00
B.8020.46900									
MISCELLANEOUS & TRAVEL..	1,073.41	1,371.70	2,500.00	2,500.00	1,234.17	6,000.00	6,000.00	6,000.00	6,000.00
Total Group 4									
CONTRACTUAL EXPENSE	31,264.05	76,729.26	58,841.00	56,221.00	16,193.92	161,341.00	161,341.00	161,341.00	161,341.00
Total Dept 8020									
PLANNING - ADMINISTRATION	390,750.14	480,565.84	552,091.00	569,471.00	354,392.17	705,591.00	705,591.00	705,591.00	705,591.00

Date Prepared: 11/23/2016 02:29 PM

Report Date: 11/23/2016

Account Table:

Alt. Sort Table:

TOWN OF ISLIP

Budget Preparation Publication

Fiscal Year: 2017 Period From: 1 To: 12

BUD4050 1.0

Page 158 of 305

Prepared By: JLU DWIG

Account Description	2014 Actual	2015 Actual	Original 2016 Budget	Adjusted 2016 Budget	2016 Actual	2017 COMP MTGS Stage	2017 TENT BUD Stage	2017 PREL BUD Stage	2017 FINAL BUD Stage
Fund B									
Type E									
Dept 8021									
Group 1									
TOWN OUTSIDE VILL.									
Expense									
PLANNING BOARD									
PERSONAL SERVICES									
B.8021.10311									
SECRETARY TO BOARD	0.00	0.00	0.00	31,607.28	26,433.00	46,000.00	46,000.00	46,000.00	46,000.00
B.8021.19650									
OVERTIME	0.00	0.00	0.00	0.00	0.00	1,000.00	1,000.00	1,000.00	1,000.00
B.8021.19930									
BOARD CHAIRMAN	17,430.00	17,228.91	17,500.00	17,500.00	15,416.90	17,500.00	17,500.00	17,500.00	17,500.00
B.8021.19935									
VICE CHAIRMAN	13,000.00	13,000.00	13,900.00	13,900.00	11,500.00	13,900.00	13,900.00	13,900.00	13,900.00
B.8021.19940									
BOARD MEMBER	57,750.00	57,750.00	58,000.00	58,000.00	51,083.00	58,000.00	58,000.00	58,000.00	58,000.00
Total Group 1									
PERSONAL SERVICES	88,180.00	87,978.91	89,400.00	121,007.28	104,432.90	136,400.00	136,400.00	136,400.00	136,400.00
Group 4									
CONTRACTUAL EXPENSE									
B.8021.45200									
COURT REPORTING..	20,000.00	21,316.35	25,000.00	25,000.00	22,223.00	25,000.00	25,000.00	25,000.00	25,000.00
B.8021.46900									
MISCELLANEOUS & TRAVEL..	0.00	0.00	0.00	0.00	0.00	2,500.00	2,500.00	2,500.00	2,500.00
Total Group 4									
CONTRACTUAL EXPENSE	20,000.00	21,316.35	25,000.00	25,000.00	22,223.00	27,500.00	27,500.00	27,500.00	27,500.00
Total Dept 8021									
PLANNING BOARD	108,180.00	109,295.26	114,400.00	146,007.28	126,655.90	163,900.00	163,900.00	163,900.00	163,900.00

TOWN OF ISLIP

Budget Preparation Publication

Fiscal Year: 2017 Period From: 1 To: 12

Account Description	2014 Actual	2015 Actual	Original 2016 Budget	Adjusted 2016 Budget	2016 Actual	2017 COMP MTGS Stage	2017 TENT BUD Stage	2017 PREL BUD Stage	2017 FINAL BUD Stage
Fund B									
Type E									
Dept 8022									
Group 1									
TOWN OUTSIDE VILL.									
Expense									
PLANNING									
PERSONAL SERVICES									
B.8022.10065									
GRANTS COORDINATOR	0.00	0.00	30,000.00	0.00	0.00	0.00	0.00	0.00	0.00
B.8022.10314									
GEOGRAPHIC INFO.SYS.TECH I	0.00	0.00	14,950.00	29,950.00	24,610.00	0.00	0.00	0.00	0.00
B.8022.11251									
BUDGET ASSISTANT	45,808.71	49,303.81	51,600.00	51,600.00	45,719.85	56,500.00	56,500.00	56,500.00	56,500.00
B.8022.11360									
CLERK TYPIST	36,461.84	8,877.13	0.00	0.00	0.00	0.00	0.00	0.00	0.00
B.8022.11443									
COMPUTER GRAPHICS TECHNICIAN	39,109.37	32,620.99	44,100.00	44,100.00	39,028.04	48,100.00	48,100.00	48,100.00	48,100.00
B.8022.11456									
CONTRACT TECHNICIAN	0.00	33,403.22	45,000.00	39,392.72	31,314.56	46,800.00	46,800.00	46,800.00	46,800.00
B.8022.11667									
ENVIRONMENTAL AIDE	22,176.03	30,061.17	31,500.00	31,500.00	27,879.36	34,400.00	34,400.00	34,400.00	34,400.00
B.8022.12020									
PLANNER	26,016.46	47,599.34	49,800.00	49,800.00	44,137.84	0.00	0.00	0.00	0.00
B.8022.12021									
PLANNER TRAINEE	17,961.09	0.00	20,150.00	9,150.00	10,268.53	44,200.00	44,200.00	44,200.00	44,200.00
B.8022.12160									
PRINCIPAL PLANNER	59,461.52	0.00	0.00	0.00	0.00	83,600.00	83,600.00	83,600.00	83,600.00
B.8022.12460									
SENIOR ACCOUNT CLERK	55,714.88	57,106.80	56,900.00	56,900.00	50,543.84	59,800.00	59,800.00	59,800.00	59,800.00
B.8022.12660									
SENIOR CLERK TYPIST	0.00	30,956.42	42,500.00	42,500.00	36,652.00	46,500.00	46,500.00	46,500.00	46,500.00
B.8022.12742									
SENIOR ENVIRONMENTAL ANALYST	82,378.05	84,435.38	84,200.00	84,200.00	74,731.54	88,400.00	88,400.00	88,400.00	88,400.00
B.8022.12800									
SENIOR PLANNER	65,503.30	70,497.97	73,900.00	73,900.00	65,442.76	57,300.00	57,300.00	57,300.00	57,300.00
B.8022.12906									
SITE PLAN REVIEWER	82,378.10	84,435.46	84,200.00	121,451.20	87,076.66	0.00	0.00	0.00	0.00
B.8022.19650									
OVERTIME	15,415.32	16,535.52	20,000.00	20,000.00	14,925.25	20,000.00	20,000.00	20,000.00	20,000.00
B.8022.19655									
OUT OF CLASSIFICATION	0.00	0.00	200.00	200.00	0.00	0.00	0.00	0.00	0.00
B.8022.19990									
PART TIME REGULAR	66,530.50	78,824.75	75,000.00	105,000.00	87,418.75	50,000.00	50,000.00	50,000.00	50,000.00

Date Prepared: 11/23/2016 02:29 PM

Report Date: 11/23/2016

Account Table:

Alt. Sort Table:

TOWN OF ISLIP

Budget Preparation Publication

Fiscal Year: 2017 Period From: 1 To: 12

BUD4050 1.0

Page 160 of 305

Prepared By: JLUDWIG

Account Description	2014 Actual	2015 Actual	Original 2016 Budget	Adjusted 2016 Budget	2016 Actual	2017 COMP MTGS Stage	2017 TENT BUD Stage	2017 PREL BUD Stage	2017 FINAL BUD Stage
Fund B									
Type E									
Dept 8022									
Group 1									
B.8022.19991									
PART TIME SUMMER	35,742.25	39,802.25	45,000.00	15,000.00	0.00	45,000.00	45,000.00	45,000.00	45,000.00
Total Group 1									
PERSONAL SERVICES	650,657.42	664,460.21	769,000.00	774,643.92	639,748.98	680,600.00	680,600.00	680,600.00	680,600.00
Total Dept 8022									
PLANNING	650,657.42	664,460.21	769,000.00	774,643.92	639,748.98	680,600.00	680,600.00	680,600.00	680,600.00

Date Prepared: 11/23/2016 02:29 PM

Report Date: 11/23/2016

Account Table:

Alt. Sort Table:

TOWN OF ISLIP

Budget Preparation Publication

Fiscal Year: 2017 Period From: 1 To: 12

BUD4050 1.0

Page 161 of 305

Prepared By: JLUDWIG

Account Description	2014 Actual	2015 Actual	Original 2016 Budget	Adjusted 2016 Budget	2016 Actual	2017 COMP MTGS Stage	2017 TENT BUD Stage	2017 PREL BUD Stage	2017 FINAL BUD Stage
Fund B									
Type E									
Dept 9010									
Group 8									
B.9010.80010									
STATE RETIREMENT..	581,138.42	784,429.92	700,000.00	700,000.00	160,399.94	700,000.00	700,000.00	700,000.00	700,000.00
B.9010.80020									
SOCIAL SEC TAX..	302,320.75	322,885.30	420,000.00	420,000.00	308,172.40	426,000.00	426,000.00	426,000.00	426,000.00
B.9010.80040									
HOSP & MEDICAL INSURANCE..	1,888,427.77	1,874,498.34	2,200,000.00	2,195,200.00	1,779,308.58	2,040,000.00	2,040,000.00	2,040,000.00	2,040,000.00
B.9010.80050									
WELFARE PAYMENTS..	41,951.57	52,881.83	53,000.00	53,000.00	50,162.47	67,600.00	67,600.00	67,600.00	67,600.00
B.9010.80060									
UNEMPLOYMENT INSURANCE..	8,903.99	7,660.00	30,000.00	28,000.00	1,660.60	15,000.00	15,000.00	15,000.00	15,000.00
Total Group 8									
EMPLOYEE BENEFITS	2,822,742.50	3,042,355.39	3,403,000.00	3,396,200.00	2,299,703.99	3,248,600.00	3,248,600.00	3,248,600.00	3,248,600.00
Total Dept 9010									
EMPLOYEE BENEFITS	2,822,742.50	3,042,355.39	3,403,000.00	3,396,200.00	2,299,703.99	3,248,600.00	3,248,600.00	3,248,600.00	3,248,600.00

Date Prepared: 11/23/2016 02:29 PM

Report Date: 11/23/2016

Account Table:

Alt. Sort Table:

TOWN OF ISLIP

Budget Preparation Publication

Fiscal Year: 2017 Period From: 1 To: 12

BUD4050 1.0

Page 162 of 305

Prepared By: JLUDWIG

Account Description	2014 Actual	2015 Actual	Original 2016 Budget	Adjusted 2016 Budget	2016 Actual	2017 COMP MTGS Stage	2017 TENT BUD Stage	2017 PREL BUD Stage	2017 FINAL BUD Stage
Fund B									
Type E									
Dept 9089									
Group 1									
B.9089.19001									
OTHER EMPLOYEE BENEFITS	0.00	0.00	90,000.00	9,504.59	0.00	90,000.00	90,000.00	90,000.00	90,000.00
Total Group 1									
PERSONAL SERVICES	<u>0.00</u>	<u>0.00</u>	<u>90,000.00</u>	<u>9,504.59</u>	<u>0.00</u>	<u>90,000.00</u>	<u>90,000.00</u>	<u>90,000.00</u>	<u>90,000.00</u>
Total Dept 9089									
OTHER EMPLOYEE BENEFITS	<u>0.00</u>	<u>0.00</u>	<u>90,000.00</u>	<u>9,504.59</u>	<u>0.00</u>	<u>90,000.00</u>	<u>90,000.00</u>	<u>90,000.00</u>	<u>90,000.00</u>

Date Prepared: 11/23/2016 02:29 PM

Report Date: 11/23/2016

Account Table:

Alt. Sort Table:

TOWN OF ISLIP

Budget Preparation Publication

Fiscal Year: 2017 Period From: 1 To: 12

BUD4050 1.0

Page 163 of 305

Prepared By: JLUDWIG

Account Description	2014 Actual	2015 Actual	Original 2016 Budget	Adjusted 2016 Budget	2016 Actual	2017 COMP MTGS Stage	2017 TENT BUD Stage	2017 PREL BUD Stage	2017 FINAL BUD Stage
Fund B									
Type E									
Dept 9510									
Group 9									
B.9510.90013									
TRANSFER TO HIGHWAY..	1,800,000.00	2,550,000.00	6,350,000.00	6,350,000.00	0.00	2,300,000.00	2,300,000.00	2,300,000.00	2,300,000.00
B.9510.90100									
TRANS TO WORK/COMP - CS02..	185,935.80	344,628.00	290,598.00	290,598.00	145,299.00	261,666.00	261,666.00	261,666.00	261,666.00
B.9510.90150									
TRANS TO SELF INS.- CS01..	0.00	0.00	204,352.00	204,352.00	102,176.00	184,309.00	184,309.00	184,309.00	184,309.00
Total Group 9									
TRANSFERS	1,985,935.80	2,894,628.00	6,844,950.00	6,844,950.00	247,475.00	2,745,975.00	2,745,975.00	2,745,975.00	2,745,975.00
Total Dept 9510									
INTERFUND TRANSFERS	1,985,935.80	2,894,628.00	6,844,950.00	6,844,950.00	247,475.00	2,745,975.00	2,745,975.00	2,745,975.00	2,745,975.00

Date Prepared: 11/23/2016 02:29 PM

Report Date: 11/23/2016

Account Table:

Alt. Sort Table:

TOWN OF ISLIP

Budget Preparation Publication

Fiscal Year: 2017 Period From: 1 To: 12

BUD4050 1.0

Page 164 of 305

Prepared By: JLUDWIG

Account Description	2014 Actual	2015 Actual	Original 2016 Budget	Adjusted 2016 Budget	2016 Actual	2017 COMP MTGS Stage	2017 TENT BUD Stage	2017 PREL BUD Stage	2017 FINAL BUD Stage
Fund B									
Type E									
Dept 9730									
Group 6									
B.9730.60010									
SERIAL BONDS - PRINCIPAL..	677,599.06	812,027.31	798,243.00	798,243.00	741,084.44	905,100.00	905,100.00	905,100.00	905,100.00
Total Group 6									
PRINCIPAL ON INDEBTEDNESS	<u>677,599.06</u>	<u>812,027.31</u>	<u>798,243.00</u>	<u>798,243.00</u>	<u>741,084.44</u>	<u>905,100.00</u>	<u>905,100.00</u>	<u>905,100.00</u>	<u>905,100.00</u>
Group 7									
INTEREST ON INDEBTEDNESS									
B.9730.70010									
SERIAL BONDS INTEREST..	211,287.30	177,512.21	175,000.00	175,000.00	138,264.11	187,000.00	187,000.00	187,000.00	187,000.00
B.9730.70030									
BAN INTEREST	0.00	0.00	0.00	0.00	0.00	2,500.00	2,500.00	2,500.00	2,500.00
Total Group 7									
INTEREST ON INDEBTEDNESS	<u>211,287.30</u>	<u>177,512.21</u>	<u>175,000.00</u>	<u>175,000.00</u>	<u>138,264.11</u>	<u>189,500.00</u>	<u>189,500.00</u>	<u>189,500.00</u>	<u>189,500.00</u>
Total Dept 9730									
DEBT SERVICE	<u>888,886.36</u>	<u>989,539.52</u>	<u>973,243.00</u>	<u>973,243.00</u>	<u>879,348.55</u>	<u>1,094,600.00</u>	<u>1,094,600.00</u>	<u>1,094,600.00</u>	<u>1,094,600.00</u>
Total Type E									
Expense	<u>10,479,998.07</u>	<u>11,832,089.61</u>	<u>17,050,153.00</u>	<u>17,667,300.67</u>	<u>7,761,784.79</u>	<u>13,510,301.00</u>	<u>13,510,301.00</u>	<u>13,510,301.00</u>	<u>13,510,301.00</u>
Total Fund B									
TOWN OUTSIDE VILL.	<u>1,590,470.69</u>	<u>2,918,483.61</u>	<u>0.00</u>	<u>297,147.67</u>	<u>(2,619,235.46)</u>	<u>0.00</u>	<u>0.00</u>	<u>0.00</u>	<u>0.00</u>

Date Prepared: 11/23/2016 02:29 PM

Report Date: 11/23/2016

Account Table:

Alt. Sort Table:

TOWN OF ISLIP

Budget Preparation Publication

Fiscal Year: 2017 Period From: 1 To: 12

BUD4050 1.0

Page 165 of 305

Prepared By: JLUDWIG

Account Description	2014 Actual	2015 Actual	Original 2016 Budget	Adjusted 2016 Budget	2016 Actual	2017 COMP MTGS Stage	2017 TENT BUD Stage	2017 PREL BUD Stage	2017 FINAL BUD Stage
Fund CS01	GENERAL LIABILITY/SELF INS								
Type R	Revenue								
Group									
CS01.0000.01002.09									
APPRO F BAL.GENERAL	0.00	0.00	50,000.00	50,000.00	0.00	100,000.00	100,000.00	100,000.00	100,000.00
CS01.0000.02401.09									
INTEREST EARNINGS.GENERAL	7,607.79	6,689.62	5,100.00	5,100.00	5,270.12	7,800.00	7,800.00	7,800.00	7,800.00
CS01.0000.02682.09									
HEALTH INSURANCE EMPLOYEE CONTRIBUTION.GENERAL	0.00	0.00	1,250.00	1,250.00	1,466.85	2,300.00	2,300.00	2,300.00	2,300.00
CS01.0000.02701.09									
REFUND-PRIOR YEAR APPR..GENERAL	0.00	9,621.45	0.00	0.00	0.00	0.00	0.00	0.00	0.00
CS01.0000.02771.09									
YDC REIMB.GENERAL	97.50	97.50	0.00	0.00	97.50	0.00	0.00	0.00	0.00
CS01.0000.02772.09									
IRRA LIABILITY PREMIUMS.GENERAL	58,600.00	64,700.00	59,000.00	59,000.00	0.00	59,000.00	59,000.00	59,000.00	59,000.00
CS01.0000.02810.09									
TRANS FROM GENERAL.GENERAL	1,532,382.00	1,694,636.00	1,567,482.00	1,567,482.00	783,741.00	1,409,734.00	1,409,734.00	1,409,734.00	1,409,734.00
CS01.0000.02820.09									
TRANS FROM T O V.GENERAL	0.00	0.00	204,352.00	204,352.00	102,176.00	184,309.00	184,309.00	184,309.00	184,309.00
CS01.0000.02821.09									
TRANSFER FROM CT.GENERAL	161,372.00	307,540.00	266,885.00	266,885.00	133,442.50	214,256.00	214,256.00	214,256.00	214,256.00
CS01.0000.02841.09									
TRANS.FROM H'WY DB.GENERAL	362,596.00	537,444.00	520,611.00	520,611.00	260,305.50	492,801.00	492,801.00	492,801.00	492,801.00
CS01.0000.02868.09									
TRANS FROM SR.GENERAL	30,033.00	68,767.00	63,112.00	63,112.00	20,251.00	58,880.00	58,880.00	58,880.00	58,880.00
Total Group									
	(2,152,688.29)	(2,689,495.57)	(2,737,792.00)	(2,737,792.00)	(1,306,750.47)	(2,529,080.00)	(2,529,080.00)	(2,529,080.00)	(2,529,080.00)
Total Dept 0000									
.									
	(2,152,688.29)	(2,689,495.57)	(2,737,792.00)	(2,737,792.00)	(1,306,750.47)	(2,529,080.00)	(2,529,080.00)	(2,529,080.00)	(2,529,080.00)
Total Type R									
Revenue									
	(2,152,688.29)	(2,689,495.57)	(2,737,792.00)	(2,737,792.00)	(1,306,750.47)	(2,529,080.00)	(2,529,080.00)	(2,529,080.00)	(2,529,080.00)

Date Prepared: 11/23/2016 02:29 PM

Report Date: 11/23/2016

Account Table:

Alt. Sort Table:

TOWN OF ISLIP

Budget Preparation Publication

Fiscal Year: 2017 Period From: 1 To: 12

BUD4050 1.0

Page 166 of 305

Prepared By: JLUDWIG

Account Description	2014 Actual	2015 Actual	Original 2016 Budget	Adjusted 2016 Budget	2016 Actual	2017 COMP MTGS Stage	2017 TENT BUD Stage	2017 PREL BUD Stage	2017 FINAL BUD Stage
Fund CS01									
Type E									
Dept 1710									
Group 1									
CS01.1710.11880									
LEGAL SECRETARY	0.00	0.00	0.00	29,900.00	24,017.98	41,550.00	41,550.00	41,550.00	41,550.00
CS01.1710.11940									
NEIGHBORHOOD AIDE	51,342.98	67,747.54	50,000.00	20,100.00	0.00	0.00	0.00	0.00	0.00
Total Group 1									
PERSONAL SERVICES	51,342.98	67,747.54	50,000.00	50,000.00	24,017.98	41,550.00	41,550.00	41,550.00	41,550.00
Group 4									
CONTRACTUAL EXPENSE									
CS01.1710.41710									
TPA ADMINISTRATION..	0.00	73,550.81	45,000.00	45,000.00	0.00	45,000.00	45,000.00	45,000.00	45,000.00
CS01.1710.41932									
CLAIMS PAID - MISC..	261,377.43	249,220.59	550,000.00	550,000.00	231,858.77	350,000.00	350,000.00	350,000.00	350,000.00
CS01.1710.41989									
INSURANCE POLICIES..	940,389.81	1,011,212.08	1,150,000.00	1,150,000.00	996,264.80	1,200,000.00	1,200,000.00	1,200,000.00	1,200,000.00
CS01.1710.45000									
OUTSIDE PROFESSIONAL..	97,000.00	97,000.00	97,000.00	97,000.00	10,000.00	97,000.00	97,000.00	97,000.00	97,000.00
CS01.1710.45001									
OUTSIDE PROFESSIONAL - LEGAL	788,325.60	945,143.36	800,000.00	800,000.00	630,206.15	750,000.00	750,000.00	750,000.00	750,000.00
Total Group 4									
CONTRACTUAL EXPENSE	2,087,092.84	2,376,126.84	2,642,000.00	2,642,000.00	1,868,329.72	2,442,000.00	2,442,000.00	2,442,000.00	2,442,000.00
Total Dept 1710									
GENERAL LIABILITY	2,138,435.82	2,443,874.38	2,692,000.00	2,692,000.00	1,892,347.70	2,483,550.00	2,483,550.00	2,483,550.00	2,483,550.00

Date Prepared: 11/23/2016 02:29 PM

Report Date: 11/23/2016

Account Table:

Alt. Sort Table:

TOWN OF ISLIP

Budget Preparation Publication

Fiscal Year: 2017 Period From: 1 To: 12

BUD4050 1.0

Page 167 of 305

Prepared By: JLU DWIG

Account Description	2014 Actual	2015 Actual	Original 2016 Budget	Adjusted 2016 Budget	2016 Actual	2017 COMP MTGS Stage	2017 TENT BUD Stage	2017 PREL BUD Stage	2017 FINAL BUD Stage
Fund CS01									
Type E									
Dept 1980									
Group 4									
CS01.1980.41234									
MTA PAYROLL TAX	176.95	232.43	170.00	170.00	79.07	141.00	141.00	141.00	141.00
Total Group 4									
CONTRACTUAL EXPENSE	176.95	232.43	170.00	170.00	79.07	141.00	141.00	141.00	141.00
Total Dept 1980									
MTA PAYROLL TAX	176.95	232.43	170.00	170.00	79.07	141.00	141.00	141.00	141.00

Date Prepared: 11/23/2016 02:29 PM

Report Date: 11/23/2016

Account Table:

Alt. Sort Table:

TOWN OF ISLIP

Budget Preparation Publication

Fiscal Year: 2017 Period From: 1 To: 12

BUD4050 1.0

Page 168 of 305

Prepared By: JLUDWIG

Account Description	2014 Actual	2015 Actual	Original 2016 Budget	Adjusted 2016 Budget	2016 Actual	2017 COMP MTGS Stage	2017 TENT BUD Stage	2017 PREL BUD Stage	2017 FINAL BUD Stage
Fund CS01									
Type E									
Dept 9010									
Group 8									
CS01.9010.80010									
STATE RETIREMENT..	7,543.31	10,695.18	12,000.00	12,000.00	2,353.32	12,000.00	12,000.00	12,000.00	12,000.00
CS01.9010.80020									
SOCIAL SECURITY..	3,927.71	5,182.60	4,000.00	4,000.00	1,782.32	3,324.00	3,324.00	3,324.00	3,324.00
CS01.9010.80040									
HOSP & MEDICAL INSURANCE..	8,893.79	5,268.08	25,000.00	25,000.00	12,357.61	25,000.00	25,000.00	25,000.00	25,000.00
CS01.9010.80050									
WELFARE PAYMENTS..	760.00	540.00	750.00	750.00	507.50	750.00	750.00	750.00	750.00
Total Group 8									
EMPLOYEE BENEFITS	21,124.81	21,685.86	41,750.00	41,750.00	17,000.75	41,074.00	41,074.00	41,074.00	41,074.00
Total Dept 9010									
EMPLOYEE BENEFITS	21,124.81	21,685.86	41,750.00	41,750.00	17,000.75	41,074.00	41,074.00	41,074.00	41,074.00

Date Prepared: 11/23/2016 02:29 PM

Report Date: 11/23/2016

Account Table:

Alt. Sort Table:

TOWN OF ISLIP

Budget Preparation Publication

Fiscal Year: 2017 Period From: 1 To: 12

BUD4050 1.0

Page 169 of 305

Prepared By: JLUDWIG

Account Description	2014 Actual	2015 Actual	Original 2016 Budget	Adjusted 2016 Budget	2016 Actual	2017 COMP MTGS Stage	2017 TENT BUD Stage	2017 PREL BUD Stage	2017 FINAL BUD Stage
Fund CS01									
 GENERAL LIABILITY/SELF INS									
 Type E									
 Expense									
 Dept 9510									
 INTERFUND TRANSFERS									
 Group 9									
 TRANSFERS									
CS01.9510.90100									
TRANS TO WORK/COMP - CS02..	2,301.60	4,424.00	3,872.00	3,872.00	1,936.00	4,315.00	4,315.00	4,315.00	4,315.00
Total Group 9									
 TRANSFERS	<u>2,301.60</u>	<u>4,424.00</u>	<u>3,872.00</u>	<u>3,872.00</u>	<u>1,936.00</u>	<u>4,315.00</u>	<u>4,315.00</u>	<u>4,315.00</u>	<u>4,315.00</u>
Total Dept 9510									
 INTERFUND TRANSFERS	<u>2,301.60</u>	<u>4,424.00</u>	<u>3,872.00</u>	<u>3,872.00</u>	<u>1,936.00</u>	<u>4,315.00</u>	<u>4,315.00</u>	<u>4,315.00</u>	<u>4,315.00</u>
Total Type E									
 Expense	<u>2,162,039.18</u>	<u>2,470,216.67</u>	<u>2,737,792.00</u>	<u>2,737,792.00</u>	<u>1,911,363.52</u>	<u>2,529,080.00</u>	<u>2,529,080.00</u>	<u>2,529,080.00</u>	<u>2,529,080.00</u>
Total Fund CS01									
 GENERAL LIABILITY/SELF INS	<u>9,350.89</u>	<u>(219,278.90)</u>	<u>0.00</u>	<u>0.00</u>	<u>604,613.05</u>	<u>0.00</u>	<u>0.00</u>	<u>0.00</u>	<u>0.00</u>

Date Prepared: 11/23/2016 02:29 PM

Report Date: 11/23/2016

Account Table:

Alt. Sort Table:

TOWN OF ISLIP

Budget Preparation Publication

Fiscal Year: 2017 Period From: 1 To: 12

BUD4050 1.0

Page 170 of 305

Prepared By: JLU DWIG

Account Description	2014 Actual	2015 Actual	Original 2016 Budget	Adjusted 2016 Budget	2016 Actual	2017 COMP MTGS Stage	2017 TENT BUD Stage	2017 PREL BUD Stage	2017 FINAL BUD Stage
Fund CS02									
WORKMANS COMPENSATION									
Type R									
Group									
CS02.0000.01002.09									
APPRO F BAL.GENERAL	0.00	0.00	150,000.00	150,000.00	0.00	300,000.00	300,000.00	300,000.00	300,000.00
CS02.0000.02401.09									
INTEREST EARNINGS.GENERAL	24,356.02	19,099.16	15,300.00	15,300.00	14,634.79	23,000.00	23,000.00	23,000.00	23,000.00
CS02.0000.02701.09									
REFUND PRIOR YEAR.GENERAL	347,491.59	0.00	0.00	0.00	0.00	0.00	0.00	0.00	0.00
CS02.0000.02770.09									
MISCELLANEOUS.GENERAL	879,073.83	669,840.79	350,000.00	350,000.00	548,524.13	400,000.00	400,000.00	400,000.00	400,000.00
CS02.0000.02772.09									
IRRA LIABILITY PREMIUMS.GENERAL	90,297.90	143,299.00	129,512.00	129,512.00	0.00	100,925.00	100,925.00	100,925.00	100,925.00
CS02.0000.02810.09									
TRANS FROM GENERAL.GENERAL	1,345,849.20	2,408,283.00	2,109,495.00	2,109,495.00	1,054,747.50	1,850,710.00	1,850,710.00	1,850,710.00	1,850,710.00
CS02.0000.02820.09									
TRANS FROM T.O.V..GENERAL	185,935.80	344,628.00	290,598.00	290,598.00	145,299.00	261,666.00	261,666.00	261,666.00	261,666.00
CS02.0000.02821.09									
TRANSFER FROM CT.GENERAL	254,187.60	480,922.00	409,308.00	409,308.00	204,654.00	336,134.00	336,134.00	336,134.00	336,134.00
CS02.0000.02825.09									
TRANS FROM CS01.GENERAL	2,301.60	4,424.00	3,872.00	3,872.00	1,936.00	4,315.00	4,315.00	4,315.00	4,315.00
CS02.0000.02841.09									
TRANS FROM DB HWY.GENERAL	183,561.60	334,317.00	372,259.00	372,259.00	186,129.50	348,551.00	348,551.00	348,551.00	348,551.00
CS02.0000.02866.09									
TRANS FROM SL.GENERAL	3,008.40	5,329.00	4,018.00	4,018.00	2,009.00	3,564.00	3,564.00	3,564.00	3,564.00
CS02.0000.02867.09									
TRANS FROM SP02.GENERAL	18,737.40	35,115.00	26,240.00	26,240.00	13,120.00	23,463.00	23,463.00	23,463.00	23,463.00
CS02.0000.02869.09									
TRANS FROM SR.GENERAL	33,024.60	64,727.00	56,382.00	56,382.00	27,297.50	49,217.00	49,217.00	49,217.00	49,217.00
CS02.0000.02880.09									
TRANS FROM ZF01.GENERAL	6,445.20	13,713.00	11,211.00	11,211.00	5,427.50	8,892.00	8,892.00	8,892.00	8,892.00
Total Group									
	(3,374,270.74)	(4,523,696.95)	(3,928,195.00)	(3,928,195.00)	(2,203,778.92)	(3,710,437.00)	(3,710,437.00)	(3,710,437.00)	(3,710,437.00)
Total Dept 0000									
.	(3,374,270.74)	(4,523,696.95)	(3,928,195.00)	(3,928,195.00)	(2,203,778.92)	(3,710,437.00)	(3,710,437.00)	(3,710,437.00)	(3,710,437.00)

Date Prepared: 11/23/2016 02:29 PM
Report Date: 11/23/2016
Account Table:
Alt. Sort Table:

TOWN OF ISLIP
Budget Preparation Publication
Fiscal Year: 2017 Period From: 1 To: 12

Account Description	2014 Actual	2015 Actual	Original 2016 Budget	Adjusted 2016 Budget	2016 Actual	2017 COMP MTGS Stage	2017 TENT BUD Stage	2017 PREL BUD Stage	2017 FINAL BUD Stage
Fund CS02									
Type R									
Total Type R Revenue									
	(3,374,270.74)	(4,523,696.95)	(3,928,195.00)	(3,928,195.00)	(2,203,778.92)	(3,710,437.00)	(3,710,437.00)	(3,710,437.00)	(3,710,437.00)

Date Prepared: 11/23/2016 02:29 PM

Report Date: 11/23/2016

Account Table:

Alt. Sort Table:

TOWN OF ISLIP

Budget Preparation Publication

Fiscal Year: 2017 Period From: 1 To: 12

BUD4050 1.0

Page 172 of 305

Prepared By: JLU DWIG

Account Description	2014 Actual	2015 Actual	Original 2016 Budget	Adjusted 2016 Budget	2016 Actual	2017 COMP MTGS Stage	2017 TENT BUD Stage	2017 PREL BUD Stage	2017 FINAL BUD Stage
Fund CS02									
Type E									
Dept 1710									
Group 1									
CS02.1710.11000									
ACCOUNT CLERK	39,612.36	42,630.31	44,600.00	44,600.00	39,536.41	47,900.00	47,900.00	47,900.00	47,900.00
CS02.1710.19650									
OVERTIME	113.57	157.50	1,800.00	1,800.00	0.00	500.00	500.00	500.00	500.00
Total Group 1									
PERSONAL SERVICES	39,725.93	42,787.81	46,400.00	46,400.00	39,536.41	48,400.00	48,400.00	48,400.00	48,400.00
Group 4									
CONTRACTUAL EXPENSE									
CS02.1710.41700									
TPA SERVICES	110,000.00	110,000.00	115,000.00	115,000.00	110,000.00	110,000.00	110,000.00	110,000.00	110,000.00
CS02.1710.41712									
ADMINISTRATION - OTHER..	111,862.95	85,668.65	130,000.00	130,000.00	123,084.40	130,000.00	130,000.00	130,000.00	130,000.00
CS02.1710.41935									
CLAIMS PAID..	2,839,069.28	3,463,967.33	3,300,000.00	3,276,611.00	3,106,619.83	3,000,000.00	3,000,000.00	3,000,000.00	3,000,000.00
CS02.1710.41989									
INSURANCE POLICIES..	274,059.00	264,356.00	300,000.00	323,389.00	348,059.00	385,000.00	385,000.00	385,000.00	385,000.00
Total Group 4									
CONTRACTUAL EXPENSE	3,334,991.23	3,923,991.98	3,845,000.00	3,845,000.00	3,687,763.23	3,625,000.00	3,625,000.00	3,625,000.00	3,625,000.00
Total Dept 1710									
GENERAL LIABILITY	3,374,717.16	3,966,779.79	3,891,400.00	3,891,400.00	3,727,299.64	3,673,400.00	3,673,400.00	3,673,400.00	3,673,400.00

Date Prepared: 11/23/2016 02:29 PM

Report Date: 11/23/2016

Account Table:

Alt. Sort Table:

TOWN OF ISLIP

Budget Preparation Publication

Fiscal Year: 2017 Period From: 1 To: 12

BUD4050 1.0

Page 173 of 305

Prepared By: JLUDWIG

Account Description	2014 Actual	2015 Actual	Original 2016 Budget	Adjusted 2016 Budget	2016 Actual	2017 COMP MTGS Stage	2017 TENT BUD Stage	2017 PREL BUD Stage	2017 FINAL BUD Stage
Fund CS02									
Type E									
Dept 1980									
Group 4									
CS02.1980.41234									
MTA PAYROLL TAX	136.83	147.20	155.00	155.00	137.23	165.00	165.00	165.00	165.00
Total Group 4									
CONTRACTUAL EXPENSE	136.83	147.20	155.00	155.00	137.23	165.00	165.00	165.00	165.00
Total Dept 1980									
MTA PAYROLL TAX	136.83	147.20	155.00	155.00	137.23	165.00	165.00	165.00	165.00

Date Prepared: 11/23/2016 02:29 PM

Report Date: 11/23/2016

Account Table:

Alt. Sort Table:

TOWN OF ISLIP

Budget Preparation Publication

Fiscal Year: 2017 Period From: 1 To: 12

BUD4050 1.0

Page 174 of 305

Prepared By: JLU DWIG

Account Description	2014 Actual	2015 Actual	Original 2016 Budget	Adjusted 2016 Budget	2016 Actual	2017 COMP MTGS Stage	2017 TENT BUD Stage	2017 PREL BUD Stage	2017 FINAL BUD Stage
Fund CS02									
Type E									
Dept 9010									
Group 8									
CS02.9010.80010									
STATE RETIREMENT	5,990.34	8,701.27	8,000.00	8,000.00	1,839.24	8,000.00	8,000.00	8,000.00	8,000.00
CS02.9010.80020									
SOCIAL SEC TAX	3,038.88	3,273.06	3,640.00	3,640.00	3,091.73	3,872.00	3,872.00	3,872.00	3,872.00
CS02.9010.80040									
HOSP & MEDICAL INSURANCE	21,345.08	21,800.02	25,000.00	23,750.00	21,246.33	25,000.00	25,000.00	25,000.00	25,000.00
CS02.9010.80050									
WELFARE PAYMENTS	0.00	0.00	0.00	1,250.00	312.50	0.00	0.00	0.00	0.00
Total Group 8									
EMPLOYEE BENEFITS	30,374.30	33,774.35	36,640.00	36,640.00	26,489.80	36,872.00	36,872.00	36,872.00	36,872.00
Total Dept 9010									
EMPLOYEE BENEFITS	30,374.30	33,774.35	36,640.00	36,640.00	26,489.80	36,872.00	36,872.00	36,872.00	36,872.00
Total Type E									
Expense	3,405,228.29	4,000,701.34	3,928,195.00	3,928,195.00	3,753,926.67	3,710,437.00	3,710,437.00	3,710,437.00	3,710,437.00
Total Fund CS02									
WORKMANS COMPENSATION	30,957.55	(522,995.61)	0.00	0.00	1,550,147.75	0.00	0.00	0.00	0.00

Date Prepared: 11/23/2016 02:29 PM

Report Date: 11/23/2016

Account Table:

Alt. Sort Table:

TOWN OF ISLIP

Budget Preparation Publication

Fiscal Year: 2017 Period From: 1 To: 12

BUD4050 1.0

Page 175 of 305

Prepared By: JLUDWIG

Account Description	2014 Actual	2015 Actual	Original 2016 Budget	Adjusted 2016 Budget	2016 Actual	2017 COMP MTGS Stage	2017 TENT BUD Stage	2017 PREL BUD Stage	2017 FINAL BUD Stage
Fund CT	MAC ARTHUR AIRPORT								
Type R	Revenue								
Group									
CT.0000.01002.09									
APPRO F BAL.GENERAL	0.00	0.00	0.00	0.00	0.00	97,359.00	97,359.00	97,359.00	97,359.00
CT.0000.01004.09									
APPROPRIATED RESERVES.GENERAL	0.00	0.00	60,000.00	60,000.00	0.00	0.00	0.00	0.00	0.00
CT.0000.01770.02									
AIRPORT LANDING FEES.MACARTHUR	1,516,943.62	2,314,818.29	2,499,992.00	2,499,992.00	1,957,987.95	2,650,000.00	2,650,000.00	2,650,000.00	2,650,000.00
CT.0000.01771.02									
AIRPORT PARKING.MACARTHUR	2,935,381.62	2,764,005.11	3,050,000.00	3,050,000.00	2,352,495.99	2,688,000.00	2,688,000.00	2,688,000.00	2,688,000.00
CT.0000.01772.02									
AIRPORT TERMINAL RENTALS.MACARTHUR	455,231.35	474,043.67	446,000.00	446,000.00	349,462.05	451,000.00	451,000.00	451,000.00	451,000.00
CT.0000.01773.02									
BAYPORT RENTALS.MACARTHUR	34,511.71	36,104.20	35,000.00	35,000.00	29,982.29	30,000.00	30,000.00	30,000.00	30,000.00
CT.0000.01774.02									
AIRPORT TERMINAL CONCESSIONS.MACARTHUR	822,660.28	716,751.90	750,000.00	750,000.00	710,997.71	770,000.00	770,000.00	770,000.00	770,000.00
CT.0000.01775.02									
AIRPORT MINIMUM CAR RENTAL.MACARTHUR	1,147,451.86	1,252,962.32	1,300,000.00	1,300,000.00	1,093,489.99	1,300,000.00	1,300,000.00	1,300,000.00	1,300,000.00
CT.0000.01776.02									
AIRPORT NON-TERMINAL RENTALS.MACARTHUR	2,439,055.29	2,451,003.67	2,220,000.00	2,220,000.00	2,103,536.36	2,220,000.00	2,220,000.00	2,220,000.00	2,220,000.00
CT.0000.01777.02									
AIRPORT CAR RENTAL CONCESSION.MACARTHUR	337,871.73	370,549.56	300,000.00	300,000.00	366,618.35	300,000.00	300,000.00	300,000.00	300,000.00
CT.0000.01778.02									
AIRPORT OTHER INCOME.MACARTHUR	410,607.54	230,813.19	200,000.00	200,000.00	264,548.19	201,000.00	201,000.00	201,000.00	201,000.00
CT.0000.01779.02									
AIRPORT TIEDOWNS - BAYPORT.MACARTHUR	17,350.00	19,005.00	20,000.00	20,000.00	17,660.00	22,000.00	22,000.00	22,000.00	22,000.00
CT.0000.01779.09									
REIMB. TO TOWN BY PFC.GENERAL	50,000.00	0.00	25,000.00	25,000.00	0.00	0.00	0.00	0.00	0.00
CT.0000.01780.02									
RESIDENT PARKING FEES.MACARTHUR	231,661.50	256,450.60	324,000.00	324,000.00	297,406.59	324,000.00	324,000.00	324,000.00	324,000.00
CT.0000.01781.02									
AIRPORT NON-TERMINAL CONCESS.MACARTHUR	43,548.27	45,816.29	30,000.00	30,000.00	30,409.01	30,000.00	30,000.00	30,000.00	30,000.00
CT.0000.01782.02									
AIRPORT BAGGAGE CLAIM AREA FE.MACARTHUR	643,444.50	909,374.13	1,000,000.00	1,000,000.00	794,318.97	1,100,000.00	1,100,000.00	1,100,000.00	1,100,000.00

TOWN OF ISLIP

Budget Preparation Publication

Fiscal Year: 2017 Period From: 1 To: 12

Account Description	2014 Actual	2015 Actual	Original 2016 Budget	Adjusted 2016 Budget	2016 Actual	2017 COMP MTGS Stage	2017 TENT BUD Stage	2017 PREL BUD Stage	2017 FINAL BUD Stage
Fund CT	MAC ARTHUR AIRPORT								
Type R	Revenue								
Group									
CT.0000.01783.02									
WEST CONCOURSE FEES.MACARTHUR	133,637.80	6,299.60	92,475.00	92,475.00	461.60	2,000.00	2,000.00	2,000.00	2,000.00
CT.0000.01784.02									
AIRPORT GENERAL LANDING FEES.MACARTHUR	125,192.39	223,490.39	276,000.00	276,000.00	226,947.89	228,000.00	228,000.00	228,000.00	228,000.00
CT.0000.01785.02									
AIRPORT SECURITY DEPOSITS.MACARTHUR	2,500.00	0.00	0.00	0.00	0.00	0.00	0.00	0.00	0.00
CT.0000.01787.02									
MISC. VENDING MACHINES.MACARTHUR	0.00	0.00	0.00	0.00	2,745.00	0.00	0.00	0.00	0.00
CT.0000.01788.02									
READY SPACE - AIRPORT.MACARTHUR	121,276.49	121,763.09	121,800.00	121,800.00	112,044.60	123,000.00	123,000.00	123,000.00	123,000.00
CT.0000.01789.02									
BADGING FEES.MACARTHUR	14,017.00	24,660.00	20,000.00	20,000.00	18,785.00	24,000.00	24,000.00	24,000.00	24,000.00
CT.0000.01790.02									
FUEL SURCHARGE.MACARTHUR	465,119.45	551,939.92	735,500.00	735,500.00	467,471.09	735,500.00	735,500.00	735,500.00	735,500.00
CT.0000.01791.02									
FUEL CONCESSION USAGE.MACARTHUR	135,392.56	157,454.53	192,857.00	192,857.00	118,601.77	145,000.00	145,000.00	145,000.00	145,000.00
CT.0000.01792.02									
TAXI CONCESSION.MACARTHUR	32,461.80	36,619.70	33,000.00	33,000.00	30,000.00	30,000.00	30,000.00	30,000.00	30,000.00
CT.0000.01793.02									
CUSTOM FEES - FBO.MACARTHUR	38,875.53	20,626.72	26,000.00	26,000.00	13,147.50	20,000.00	20,000.00	20,000.00	20,000.00
CT.0000.02401.09									
INTEREST EARNINGS.GENERAL	6,278.61	3,639.94	2,600.00	2,600.00	5,616.87	6,000.00	6,000.00	6,000.00	6,000.00
CT.0000.02410.02									
PROPERTY RENTAL.MACARTHUR	728,400.00	728,400.00	728,400.00	728,400.00	600,000.00	728,400.00	728,400.00	728,400.00	728,400.00
CT.0000.02460.02									
PARKING VIOLATION FEES.MACARTHUR	0.00	115,309.20	55,000.00	55,000.00	15,905.00	55,000.00	55,000.00	55,000.00	55,000.00
CT.0000.02610.02									
FINES - LIMA.MACARTHUR	725.00	1,555.00	0.00	0.00	750.00	0.00	0.00	0.00	0.00
CT.0000.02620.02									
FORFEITED BID DEPOSITS/PLANS/SPECS.MACARTHUR	7,100.00	1,800.00	5,000.00	5,000.00	6,550.00	5,000.00	5,000.00	5,000.00	5,000.00
CT.0000.02660.02									
SURPLUS LAND/REAL PROP. SALES.MACARTHUR	0.00	0.00	391,303.00	391,303.00	63,000.00	200,000.00	200,000.00	200,000.00	200,000.00
CT.0000.02665.09									
SALE OF SURPLUS VEHICLES/EQUIPMENT.GENERAL	5,050.00	980.00	0.00	0.00	3,400.00	0.00	0.00	0.00	0.00

Date Prepared: 11/23/2016 02:29 PM

Report Date: 11/23/2016

Account Table:

Alt. Sort Table:

TOWN OF ISLIP

Budget Preparation Publication

Fiscal Year: 2017 Period From: 1 To: 12

BUD4050 1.0

Page 177 of 305

Prepared By: JLU DWIG

Account Description	2014 Actual	2015 Actual	Original 2016 Budget	Adjusted 2016 Budget	2016 Actual	2017 COMP MTGS Stage	2017 TENT BUD Stage	2017 PREL BUD Stage	2017 FINAL BUD Stage
Fund CT									
MAC ARTHUR AIRPORT									
Type R									
Revenue									
Group									
CT.0000.02680.02									
INS. RECOVERIES.MACARTHUR	4,736.26	11,759.55	0.00	0.00	5,182.05	0.00	0.00	0.00	0.00
CT.0000.02682.09									
HEALTH INSURANCE EMPLOYEE CONTRIBUTION.GENERAL	6,454.86	10,891.27	9,000.00	9,000.00	18,016.63	17,000.00	17,000.00	17,000.00	17,000.00
CT.0000.02701.02									
REFUND PRIOR YEAR EXPENSES.MACARTHUR	465.79	1,656.85	0.00	0.00	795.00	0.00	0.00	0.00	0.00
CT.0000.02770.02									
MISCELLANEOUS INCOME.MACARTHUR	5,565.49	3,084.46	0.00	0.00	2,147.10	1,000.00	1,000.00	1,000.00	1,000.00
CT.0000.02999.02									
GAS REIMBURSEMENT - OTHER.MACARTHUR	54,823.24	27,595.76	40,000.00	40,000.00	7,153.84	15,000.00	15,000.00	15,000.00	15,000.00
CT.0000.04510.09									
REIMB. FROM FEMA-FED..GENERAL	(6,194.87)	(2,836.64)	0.00	0.00	22.10	0.00	0.00	0.00	0.00
CT.0000.04800.02									
TSA - LEO REIMBURSEMENT.MACARTHUR	62,050.00	67,320.00	60,000.00	60,000.00	40,800.00	60,000.00	60,000.00	60,000.00	60,000.00
CT.0000.04999.02									
FAA REIMB.-ADMIN..MACARTHUR	0.00	7,237.50	100,000.00	100,000.00	97,749.50	25,000.00	25,000.00	25,000.00	25,000.00
Total Group									
	(13,029,646.67)	(13,962,944.77)	(15,148,927.00)	(15,148,927.00)	(12,226,205.99)	(14,603,259.00)	(14,603,259.00)	(14,603,259.00)	(14,603,259.00)
Total Dept 0000									
.									
	(13,029,646.67)	(13,962,944.77)	(15,148,927.00)	(15,148,927.00)	(12,226,205.99)	(14,603,259.00)	(14,603,259.00)	(14,603,259.00)	(14,603,259.00)
Total Type R									
Revenue									
	(13,029,646.67)	(13,962,944.77)	(15,148,927.00)	(15,148,927.00)	(12,226,205.99)	(14,603,259.00)	(14,603,259.00)	(14,603,259.00)	(14,603,259.00)

Date Prepared: 11/23/2016 02:29 PM

Report Date: 11/23/2016

Account Table:

Alt. Sort Table:

TOWN OF ISLIP

Budget Preparation Publication

Fiscal Year: 2017 Period From: 1 To: 12

BUD4050 1.0

Page 178 of 305

Prepared By: JLUDWIG

Account Description	2014 Actual	2015 Actual	Original 2016 Budget	Adjusted 2016 Budget	2016 Actual	2017 COMP MTGS Stage	2017 TENT BUD Stage	2017 PREL BUD Stage	2017 FINAL BUD Stage
Fund CT									
Type E									
Dept 1980									
Group 4									
CT.1980.41234									
MTA PAYROLL TAX	21,346.61	20,358.98	20,600.00	20,600.00	16,933.32	21,000.00	21,000.00	21,000.00	21,000.00
Total Group 4									
CONTRACTUAL EXPENSE	21,346.61	20,358.98	20,600.00	20,600.00	16,933.32	21,000.00	21,000.00	21,000.00	21,000.00
Total Dept 1980									
MTA PAYROLL TAX	21,346.61	20,358.98	20,600.00	20,600.00	16,933.32	21,000.00	21,000.00	21,000.00	21,000.00

Date Prepared: 11/23/2016 02:29 PM
Report Date: 11/23/2016
Account Table:
Alt. Sort Table:

TOWN OF ISLIP
Budget Preparation Publication

Fiscal Year: 2017 Period From: 1 To: 12

Account Description	2014 Actual	2015 Actual	Original 2016 Budget	Adjusted 2016 Budget	2016 Actual	2017 COMP MTGS Stage	2017 TENT BUD Stage	2017 PREL BUD Stage	2017 FINAL BUD Stage
Fund CT									
Type E									
Dept 1990									
Group 4									
CT.1990.46650									
CONTINGENCY..	0.00	0.00	0.00	0.00	0.00	94,390.00	94,390.00	94,390.00	94,390.00
Total Group 4									
CONTRACTUAL EXPENSE	0.00	0.00	0.00	0.00	0.00	94,390.00	94,390.00	94,390.00	94,390.00
Total Dept 1990									
SPECIAL ITEMS	0.00	0.00	0.00	0.00	0.00	94,390.00	94,390.00	94,390.00	94,390.00

Date Prepared: 11/23/2016 02:29 PM

Report Date: 11/23/2016

Account Table:

Alt. Sort Table:

TOWN OF ISLIP

Budget Preparation Publication

Fiscal Year: 2017 Period From: 1 To: 12

BUD4050 1.0

Page 180 of 305

Prepared By: JLUDWIG

[illegible]

Prepared By: JLUDWIG

Fiscal Year: 2017 Period From: 1 To: 12

[illegible]

TOWN OF ISLIP

Budget Preparation Publication

Fiscal Year: 2017 Period From: 1 To: 12

Account Description	2014 Actual	2015 Actual	Original 2016 Budget	Adjusted 2016 Budget	2016 Actual	2017 COMP MTGS Stage	2017 TENT BUD Stage	2017 PREL BUD Stage	2017 FINAL BUD Stage
Fund CT									
Type E									
Dept 5610									
Group 1									
CT.5610.15742									
MAINT.MECHANIC IV COORD.	0.00	0.00	0.00	0.00	0.00	71,000.00	71,000.00	71,000.00	71,000.00
CT.5610.15743									
MAINTENANCE MECHANIC IV ZONE	74,486.45	76,346.48	76,100.00	59,988.40	59,970.36	0.00	0.00	0.00	0.00
CT.5610.15840									
AIRPORT SENIOR FIRE SAFETY OFFICER	64,985.71	82,674.76	60,800.00	60,800.00	55,758.72	72,200.00	72,200.00	72,200.00	72,200.00
CT.5610.15850									
SENIOR AIRPORT SECURITY GUARD	248,903.15	256,713.85	252,800.00	252,800.00	207,625.58	205,100.00	205,100.00	205,100.00	205,100.00
CT.5610.19600									
NIGHT DIFFERENTIAL	183,020.37	181,167.88	179,740.00	179,740.00	184,176.66	215,000.00	215,000.00	215,000.00	215,000.00
CT.5610.19650									
OVERTIME	387,741.76	334,221.57	357,000.00	357,000.00	246,904.99	330,000.00	330,000.00	330,000.00	330,000.00
CT.5610.19655									
OUT OF CLASSIFICATION	1,923.44	3,458.49	10,000.00	10,000.00	1,898.71	5,000.00	5,000.00	5,000.00	5,000.00
CT.5610.19750									
SNOW OVERTIME	254,312.64	290,451.23	296,300.00	296,300.00	137,428.61	300,000.00	300,000.00	300,000.00	300,000.00
CT.5610.19990									
PART TIME REGULAR	45,191.90	51,315.03	85,333.00	115,333.00	85,449.22	122,500.00	122,500.00	122,500.00	122,500.00
CT.5610.19991									
PART TIME SUMMER	26,185.44	27,302.30	63,284.00	63,284.00	0.00	0.00	0.00	0.00	0.00
Total Group 1									
PERSONAL SERVICES	6,000,337.57	5,796,419.32	5,738,407.00	5,802,225.52	4,800,193.07	5,941,150.00	5,941,150.00	5,941,150.00	5,941,150.00
Group 2									
EQUIPMENT & CAPITAL OUTLAY									
CT.5610.22500									
OTHER EQUIPMENT..	2,902.80	18,480.00	5,000.00	10,857.68	5,329.68	10,000.00	10,000.00	10,000.00	10,000.00
CT.5610.22510									
RADIOS	0.00	2,751.00	4,670.00	4,340.32	3,520.00	22,800.00	22,800.00	22,800.00	22,800.00
Total Group 2									
EQUIPMENT & CAPITAL OUTLAY	2,902.80	21,231.00	9,670.00	15,198.00	8,849.68	32,800.00	32,800.00	32,800.00	32,800.00
Group 4									
CONTRACTUAL EXPENSE									
CT.5610.41000									
OFFICE SUPPLIES..	2,958.18	3,608.33	5,000.00	4,370.00	1,773.85	5,000.00	5,000.00	5,000.00	5,000.00

TOWN OF ISLIP

Budget Preparation Publication

Fiscal Year: 2017 Period From: 1 To: 12

Account Description	2014 Actual	2015 Actual	Original 2016 Budget	Adjusted 2016 Budget	2016 Actual	2017 COMP MTGS Stage	2017 TENT BUD Stage	2017 PREL BUD Stage	2017 FINAL BUD Stage
Fund CT									
Type E									
Dept 5610									
Group 4									
CT.5610.41001									
FIRST AID SUPPLIES..	723.65	539.30	1,500.00	1,500.00	427.25	1,500.00	1,500.00	1,500.00	1,500.00
CT.5610.41060									
SECURITY SUPPLIES..	9,442.43	10,561.83	11,000.00	8,500.00	4,998.77	7,500.00	7,500.00	7,500.00	7,500.00
CT.5610.41200									
GAS & OIL..	82,535.86	40,406.48	90,000.00	90,000.00	34,773.49	55,000.00	55,000.00	55,000.00	55,000.00
CT.5610.41210									
DIESEL FUEL	103,156.69	32,309.46	103,000.00	103,000.00	16,342.68	50,000.00	50,000.00	50,000.00	50,000.00
CT.5610.41220									
MOTOR VEHICLE SUPPLIES	89,515.44	145,272.13	105,779.00	111,547.74	57,393.63	108,179.00	108,179.00	108,179.00	108,179.00
CT.5610.41221									
FIRE VEHICLE REPAIR	0.00	37,800.55	5,000.00	20,000.00	18,921.66	50,000.00	50,000.00	50,000.00	50,000.00
CT.5610.41300									
SMALL TOOLS & EQUIPMENT	533.88	1,154.11	2,000.00	2,000.00	1,309.51	2,000.00	2,000.00	2,000.00	2,000.00
CT.5610.41500									
CUSTODIAL SUPPLIES..	50,745.37	26,141.93	33,000.00	32,567.00	28,781.62	31,400.00	31,400.00	31,400.00	31,400.00
CT.5610.41701									
FIRE EXTINGUISHERS/INSPECTIONS..	2,945.85	421.50	3,200.00	3,200.00	254.00	3,200.00	3,200.00	3,200.00	3,200.00
CT.5610.41720									
FIRE RESCUE SUPPLIES..	11,822.80	10,640.99	12,114.00	11,820.43	6,730.73	37,040.00	37,040.00	37,040.00	37,040.00
CT.5610.41840									
SAND,SALT, AND CHEMICALS	85,806.34	10,956.00	86,000.00	96,000.00	40,651.03	86,000.00	86,000.00	86,000.00	86,000.00
CT.5610.43700									
AIRPORT LIAB INSURANCE	99,450.00	96,176.00	108,000.00	108,000.00	89,523.00	100,000.00	100,000.00	100,000.00	100,000.00
CT.5610.44041									
ADVERTISING..	215,267.39	152,490.38	300,000.00	295,372.00	61,833.34	110,000.00	110,000.00	110,000.00	110,000.00
CT.5610.44042									
PRINTING/STICKERS/FORMS ETC..	1,204.00	1,459.00	2,000.00	2,000.00	1,045.00	1,800.00	1,800.00	1,800.00	1,800.00
CT.5610.44111									
PROPERTY REPAIR..	10,134.35	7,375.52	10,200.00	23,142.16	23,142.16	10,000.00	10,000.00	10,000.00	10,000.00
CT.5610.44116									
FIELD MAINTENANCE..	76,770.37	72,871.03	90,000.00	89,568.39	62,823.13	90,000.00	90,000.00	90,000.00	90,000.00
CT.5610.44117									
BUILDING MAINTENANCE..	60,692.37	48,526.44	90,000.00	108,542.57	52,265.88	90,000.00	90,000.00	90,000.00	90,000.00
CT.5610.44120									
EQUIPMENT REPAIR..	19,374.95	42,099.68	27,100.00	22,100.00	19,087.27	20,000.00	20,000.00	20,000.00	20,000.00

[illegible]

Date Prepared: 11/23/2016 02:29 PM
Report Date: 11/23/2016
Account Table:
Alt. Sort Table:

TOWN OF ISLIP
Budget Preparation Publication
Fiscal Year: 2017 Period From: 1 To: 12

Account Description	2014 Actual	2015 Actual	Original 2016 Budget	Adjusted 2016 Budget	2016 Actual	2017 COMP MTGS Stage	2017 TENT BUD Stage	2017 PREL BUD Stage	2017 FINAL BUD Stage
Fund CT	MAC ARTHUR AIRPORT								
Type E	Expense								
Dept 5610	L. I. MAC ARTHUR AIRPORT								
	8,960,903.47	8,797,806.05	9,364,134.00	9,465,410.72	6,613,537.47	9,082,879.00	9,082,879.00	9,082,879.00	9,082,879.00

Date Prepared: 11/23/2016 02:29 PM

Report Date: 11/23/2016

Account Table:

Alt. Sort Table:

TOWN OF ISLIP

Budget Preparation Publication

Fiscal Year: 2017 Period From: 1 To: 12

BUD4050 1.0

Page 186 of 305

Prepared By: JLUDWIG

Account Description	2014 Actual	2015 Actual	Original 2016 Budget	Adjusted 2016 Budget	2016 Actual	2017 COMP MTGS Stage	2017 TENT BUD Stage	2017 PREL BUD Stage	2017 FINAL BUD Stage
Fund CT									
Type E									
Dept 9010									
Group 8									
CT.9010.80010									
STATE RETIREMENT..	917,576.95	1,176,202.68	1,250,000.00	1,250,000.00	244,259.82	1,100,000.00	1,100,000.00	1,100,000.00	1,100,000.00
CT.9010.80020									
SOCIAL SECURITY TAX..	469,572.58	452,974.46	481,000.00	481,000.00	380,996.32	461,000.00	461,000.00	461,000.00	461,000.00
CT.9010.80030									
UNIFORM ALLOWANCE..	18,000.00	17,925.00	0.00	22,300.00	11,087.50	23,000.00	23,000.00	23,000.00	23,000.00
CT.9010.80040									
HOSP & MEDICAL INSURANCE..	1,867,308.21	1,782,261.71	2,150,000.00	2,130,000.00	1,643,380.86	1,950,000.00	1,950,000.00	1,950,000.00	1,950,000.00
CT.9010.80050									
WELFARE PAYMENTS..	66,846.12	65,560.28	73,000.00	73,000.00	61,628.41	71,000.00	71,000.00	71,000.00	71,000.00
CT.9010.80060									
UNEMPLOYMENT INSURANCE..	18,958.75	4,543.74	22,000.00	19,700.00	1,753.90	15,000.00	15,000.00	15,000.00	15,000.00
Total Group 8									
EMPLOYEE BENEFITS	3,358,262.61	3,499,467.87	3,976,000.00	3,976,000.00	2,343,106.81	3,620,000.00	3,620,000.00	3,620,000.00	3,620,000.00
Total Dept 9010									
EMPLOYEE BENEFITS	3,358,262.61	3,499,467.87	3,976,000.00	3,976,000.00	2,343,106.81	3,620,000.00	3,620,000.00	3,620,000.00	3,620,000.00

Date Prepared: 11/23/2016 02:29 PM

Report Date: 11/23/2016

Account Table:

Alt. Sort Table:

TOWN OF ISLIP

Budget Preparation Publication

Fiscal Year: 2017 Period From: 1 To: 12

BUD4050 1.0

Page 187 of 305

Prepared By: JLUDWIG

Account Description	2014 Actual	2015 Actual	Original 2016 Budget	Adjusted 2016 Budget	2016 Actual	2017 COMP MTGS Stage	2017 TENT BUD Stage	2017 PREL BUD Stage	2017 FINAL BUD Stage
Fund CT									
Type E									
Dept 9089									
Group 1									
CT.9089.19001									
SEVER/TERM/PROM ALLOWANCE	0.00	0.00	65,000.00	1,181.48	0.00	75,000.00	75,000.00	75,000.00	75,000.00
Total Group 1									
PERSONAL SERVICES	0.00	0.00	65,000.00	1,181.48	0.00	75,000.00	75,000.00	75,000.00	75,000.00
Total Dept 9089									
OTHER EMPLOYEE BENEFITS	0.00	0.00	65,000.00	1,181.48	0.00	75,000.00	75,000.00	75,000.00	75,000.00

Date Prepared: 11/23/2016 02:29 PM

Report Date: 11/23/2016

Account Table:

Alt. Sort Table:

TOWN OF ISLIP

Budget Preparation Publication

Fiscal Year: 2017 Period From: 1 To: 12

BUD4050 1.0

Page 188 of 305

Prepared By: JLU DWIG

Account Description	2014 Actual	2015 Actual	Original 2016 Budget	Adjusted 2016 Budget	2016 Actual	2017 COMP MTGS Stage	2017 TENT BUD Stage	2017 PREL BUD Stage	2017 FINAL BUD Stage
Fund CT									
Type E									
Dept 9510									
Group 9									
CT.9510.90100									
TRANS TO WORK/COMP - CS02..	254,187.60	480,922.00	409,308.00	409,308.00	204,654.00	336,134.00	336,134.00	336,134.00	336,134.00
CT.9510.90150									
TRAN TO SELF INS. - CS01..	161,372.00	307,540.00	266,885.00	266,885.00	133,442.50	214,256.00	214,256.00	214,256.00	214,256.00
Total Group 9									
TRANSFERS	415,559.60	788,462.00	676,193.00	676,193.00	338,096.50	550,390.00	550,390.00	550,390.00	550,390.00
Total Dept 9510									
INTERFUND TRANSFERS	415,559.60	788,462.00	676,193.00	676,193.00	338,096.50	550,390.00	550,390.00	550,390.00	550,390.00

Date Prepared: 11/23/2016 02:29 PM

Report Date: 11/23/2016

Account Table:

Alt. Sort Table:

TOWN OF ISLIP

Budget Preparation Publication

Fiscal Year: 2017 Period From: 1 To: 12

BUD4050 1.0

Page 189 of 305

Prepared By: JLUDWIG

Account Description	2014 Actual	2015 Actual	Original 2016 Budget	Adjusted 2016 Budget	2016 Actual	2017 COMP MTGS Stage	2017 TENT BUD Stage	2017 PREL BUD Stage	2017 FINAL BUD Stage
Fund CT									
Type E									
Dept 9730									
Group 6									
CT.9730.60010									
SERIAL BONDS - PRINCIPAL	743,983.97	780,844.87	897,000.00	897,000.00	919,251.19	1,009,600.00	1,009,600.00	1,009,600.00	1,009,600.00
Total Group 6									
PRINCIPAL ON INDEBTEDNESS	<u>743,983.97</u>	<u>780,844.87</u>	<u>897,000.00</u>	<u>897,000.00</u>	<u>919,251.19</u>	<u>1,009,600.00</u>	<u>1,009,600.00</u>	<u>1,009,600.00</u>	<u>1,009,600.00</u>
Group 7									
INTEREST ON INDEBTEDNESS									
CT.9730.70010									
SERIAL BONDS INTEREST	188,660.60	140,016.19	150,000.00	150,000.00	120,679.37	150,000.00	150,000.00	150,000.00	150,000.00
Total Group 7									
INTEREST ON INDEBTEDNESS	<u>188,660.60</u>	<u>140,016.19</u>	<u>150,000.00</u>	<u>150,000.00</u>	<u>120,679.37</u>	<u>150,000.00</u>	<u>150,000.00</u>	<u>150,000.00</u>	<u>150,000.00</u>
Total Dept 9730									
DEBT SERVICE	<u>932,644.57</u>	<u>920,861.06</u>	<u>1,047,000.00</u>	<u>1,047,000.00</u>	<u>1,039,930.56</u>	<u>1,159,600.00</u>	<u>1,159,600.00</u>	<u>1,159,600.00</u>	<u>1,159,600.00</u>
Total Type E									
Expense	<u>13,688,716.86</u>	<u>14,026,955.96</u>	<u>15,148,927.00</u>	<u>15,186,385.20</u>	<u>10,351,604.66</u>	<u>14,603,259.00</u>	<u>14,603,259.00</u>	<u>14,603,259.00</u>	<u>14,603,259.00</u>
Total Fund CT									
MAC ARTHUR AIRPORT	<u>659,070.19</u>	<u>64,011.19</u>	<u>0.00</u>	<u>37,458.20</u>	<u>(1,874,601.33)</u>	<u>0.00</u>	<u>0.00</u>	<u>0.00</u>	<u>0.00</u>

TOWN OF ISLIP

Budget Preparation Publication

Fiscal Year: 2017 Period From: 1 To: 12

Account Description	2014 Actual	2015 Actual	Original 2016 Budget	Adjusted 2016 Budget	2016 Actual	2017 COMP MTGS Stage	2017 TENT BUD Stage	2017 PREL BUD Stage	2017 FINAL BUD Stage
Fund DB									
Type R									
Group									
DB.0000.01001.06									
REAL ESTATE TAXES.REAL ESTATE TAXES	18,058,921.00	17,380,437.00	18,158,420.00	18,158,420.00	18,158,420.00	27,612,777.00	27,612,777.00	27,612,777.00	27,612,777.00
DB.0000.01004.09									
APPROPRIATED RESERVES.GENERAL	0.00	0.00	350,000.00	350,000.00	0.00	0.00	0.00	0.00	0.00
DB.0000.02401.07									
INTEREST EARNINGS.D.P.W.	55,889.08	17,359.04	15,300.00	15,300.00	12,651.19	17,000.00	17,000.00	17,000.00	17,000.00
DB.0000.02414.09									
IDA REC.(IN LIEU OF TXS TOWN).GENERAL	346,193.27	350,972.36	340,000.00	340,000.00	384,625.78	380,000.00	380,000.00	380,000.00	380,000.00
DB.0000.02415.09									
IDA REC. (IN LIEU OF TXS-CTY).GENERAL	41,529.80	112,813.01	40,000.00	40,000.00	0.00	100,000.00	100,000.00	100,000.00	100,000.00
DB.0000.02560.07									
ST OPENING PERMITS.D.P.W.	285,170.00	298,772.00	200,000.00	200,000.00	282,136.00	250,000.00	250,000.00	250,000.00	250,000.00
DB.0000.02680.09									
INS. RECOVERIES.GENERAL	0.00	0.00	0.00	0.00	1,518.86	0.00	0.00	0.00	0.00
DB.0000.02682.09									
HEALTH INSURANCE EMPLOYEE CONTRIBUTION.GENERAL	31,920.40	39,256.59	38,000.00	38,000.00	44,288.64	48,000.00	48,000.00	48,000.00	48,000.00
DB.0000.02690.07									
DEMOLITION REIMB. D.P.W.	302,207.83	63,385.57	60,000.00	60,000.00	82,331.98	70,000.00	70,000.00	70,000.00	70,000.00
DB.0000.02701.07									
REFUND PRIOR YEAR.D.P.W.	7,103.02	1,694.07	0.00	0.00	570.27	500.00	500.00	500.00	500.00
DB.0000.02701.09									
REFUND PRIOR YEAR EXPENSES.GENERAL	0.00	3,858.17	0.00	0.00	0.00	0.00	0.00	0.00	0.00
DB.0000.02702.07									
REIMBSMT FM RES RECOVERY.D.P.W.	0.00	0.00	100,000.00	100,000.00	0.00	55,000.00	55,000.00	55,000.00	55,000.00
DB.0000.02770.07									
MISCELLANEOUS INCOME.D.P.W.	27,598.87	23,204.76	5,000.00	5,000.00	46,895.98	7,500.00	7,500.00	7,500.00	7,500.00
DB.0000.02990.07									
SCHOOL REIMBURSEMENT - GAS.D.P.W.	189,965.01	105,030.20	170,000.00	170,000.00	81,565.19	100,000.00	100,000.00	100,000.00	100,000.00
DB.0000.02991.07									
FIRE REIMBURSEMENT - GAS.D.P.W.	56,142.51	29,368.55	45,000.00	45,000.00	25,884.07	31,000.00	31,000.00	31,000.00	31,000.00
DB.0000.02992.07									
AMBULANCE REIMBURSEMENT - GAS.D.P.W.	114,174.34	67,177.27	90,000.00	90,000.00	40,369.38	50,000.00	50,000.00	50,000.00	50,000.00
DB.0000.02993.07									
GAS REIMBURSEMENT -	40,958.42	33,889.08	35,000.00	35,000.00	21,488.01	30,000.00	30,000.00	30,000.00	30,000.00

Date Prepared: 11/23/2016 02:29 PM

Report Date: 11/23/2016

Account Table:

Alt. Sort Table:

TOWN OF ISLIP

Budget Preparation Publication

Fiscal Year: 2017 Period From: 1 To: 12

BUD4050 1.0

Page 191 of 305

Prepared By: JLUDWIG

Account Description	2014 Actual	2015 Actual	Original 2016 Budget	Adjusted 2016 Budget	2016 Actual	2017 COMP MTGS Stage	2017 TENT BUD Stage	2017 PREL BUD Stage	2017 FINAL BUD Stage
Fund DB									
Type R									
Group									
DB.0000.02999.07									
GAS REIMBURSEMENT.D.P.W.	152,545.30	79,303.11	10,000.00	10,000.00	29,542.51	4,000.00	4,000.00	4,000.00	4,000.00
DB.0000.03507.07									
STATE AID (CHIPS).D.P.W.	438,796.75	3,837,868.91	2,200,000.00	3,248,503.64	605,603.61	2,100,000.00	2,100,000.00	2,100,000.00	2,100,000.00
DB.0000.05031.09									
INTERFUND TRANSFERS.GENERAL	1,862,172.00	2,952,547.80	6,350,000.00	6,350,000.00	515.50	2,300,000.00	2,300,000.00	2,300,000.00	2,300,000.00
Total Group									
	(22,011,287.60)	(25,396,937.49)	(28,206,720.00)	(29,255,223.64)	(19,818,406.97)	(33,155,777.00)	(33,155,777.00)	(33,155,777.00)	(33,155,777.00)
Total Dept 0000									
.	(22,011,287.60)	(25,396,937.49)	(28,206,720.00)	(29,255,223.64)	(19,818,406.97)	(33,155,777.00)	(33,155,777.00)	(33,155,777.00)	(33,155,777.00)
Total Type R									
Revenue	(22,011,287.60)	(25,396,937.49)	(28,206,720.00)	(29,255,223.64)	(19,818,406.97)	(33,155,777.00)	(33,155,777.00)	(33,155,777.00)	(33,155,777.00)

Date Prepared: 11/23/2016 02:29 PM

Report Date: 11/23/2016

Account Table:

Alt. Sort Table:

TOWN OF ISLIP

Budget Preparation Publication

BUD4050 1.0

Page 192 of 305

Prepared By: JLU DWIG

Fiscal Year: 2017 Period From: 1 To: 12

Account Description	2014 Actual	2015 Actual	Original 2016 Budget	Adjusted 2016 Budget	2016 Actual	2017 COMP MTGS Stage	2017 TENT BUD Stage	2017 PREL BUD Stage	2017 FINAL BUD Stage
Fund DB									
Type E									
Dept 1640									
Group 1									
DB.1640.15181									
AUTOMOTIVE MECHANIC I	105,109.76	103,341.83	120,350.00	120,350.00	91,272.28	134,275.00	134,275.00	134,275.00	134,275.00
DB.1640.15190									
AUTOMOTIVE MECHANIC II	107,275.35	109,955.29	109,600.00	109,600.00	97,214.91	114,600.00	114,600.00	114,600.00	114,600.00
DB.1640.15192									
AUTOMOTIVE MECHANIC III	143,518.73	175,778.39	175,200.00	175,200.00	155,644.57	184,200.00	184,200.00	184,200.00	184,200.00
DB.1640.15193									
AUTOMOTIVE MECHANIC IV	123,819.29	67,760.58	67,600.00	67,600.00	59,973.73	71,000.00	71,000.00	71,000.00	71,000.00
DB.1640.15194									
AUTOMOTIVE MECHANIC IV-ZONE	8,647.08	76,346.49	76,100.00	76,100.00	67,572.40	80,000.00	80,000.00	80,000.00	80,000.00
DB.1640.15660									
LABORER	51,364.92	37,289.99	61,500.00	61,500.00	36,209.28	0.00	0.00	0.00	0.00
DB.1640.15700									
MAINTENANCE MECHANIC I	45,984.75	18,082.45	51,500.00	51,500.00	0.00	39,700.00	39,700.00	39,700.00	39,700.00
DB.1640.15720									
MAINTENANCE MECHANIC II	0.00	36,587.03	40,600.00	40,600.00	34,994.43	46,300.00	46,300.00	46,300.00	46,300.00
DB.1640.15740									
MAINTENANCE MECHANIC III	57,191.96	58,618.54	58,400.00	58,400.00	51,881.53	61,400.00	61,400.00	61,400.00	61,400.00
DB.1640.19650									
OVERTIME	82,515.48	66,449.43	80,000.00	80,000.00	39,527.76	70,000.00	70,000.00	70,000.00	70,000.00
DB.1640.19655									
OUT OF CLASSIFICATION	15,167.98	18,990.99	17,500.00	22,500.00	17,629.38	25,000.00	25,000.00	25,000.00	25,000.00
DB.1640.19990									
PART TIME REGULAR	0.00	0.00	20,000.00	20,000.00	0.00	0.00	0.00	0.00	0.00
DB.1640.19991									
PART TIME SUMMER	2,880.00	0.00	10,000.00	5,000.00	0.00	0.00	0.00	0.00	0.00
Total Group 1									
PERSONAL SERVICES	743,475.30	769,201.01	888,350.00	888,350.00	651,920.27	826,475.00	826,475.00	826,475.00	826,475.00
Group 2									
EQUIPMENT & CAPITAL OUTLAY									
DB.1640.22550									
SHOP EQUIPMENT..	0.00	2,480.08	5,500.00	5,500.00	949.20	5,500.00	5,500.00	5,500.00	5,500.00
Total Group 2									
EQUIPMENT & CAPITAL OUTLAY	0.00	2,480.08	5,500.00	5,500.00	949.20	5,500.00	5,500.00	5,500.00	5,500.00

Date Prepared: 11/23/2016 02:29 PM

Report Date: 11/23/2016

Account Table:

Alt. Sort Table:

TOWN OF ISLIP

Budget Preparation Publication

Fiscal Year: 2017 Period From: 1 To: 12

BUD4050 1.0

Page 193 of 305

Prepared By: JLU DWIG

Account Description	2014 Actual	2015 Actual	Original 2016 Budget	Adjusted 2016 Budget	2016 Actual	2017 COMP MTGS Stage	2017 TENT BUD Stage	2017 PREL BUD Stage	2017 FINAL BUD Stage
Fund DB									
Type E									
Dept 1640									
Group 2									
Group 4									
HIGHWAY									
Expense									
VEHICLE MAINTENANCE									
EQUIPMENT & CAPITAL OUTLAY									
CONTRACTUAL EXPENSE									
DB.1640.41220									
MOTOR VEHICLE SUPPLIES..	380,143.46	503,074.37	455,000.00	505,032.14	354,301.71	520,000.00	520,000.00	520,000.00	520,000.00
DB.1640.41270									
TIRES/REPAIR/SUPPLIES..	69,215.60	100,529.08	125,000.00	135,000.00	90,546.67	100,000.00	100,000.00	100,000.00	100,000.00
DB.1640.41300									
SMALL TOOLS & EQUIPMENT	2,341.43	2,519.07	3,500.00	3,500.00	1,407.73	3,500.00	3,500.00	3,500.00	3,500.00
DB.1640.44112									
FUEL PUMP MAINTENANCE	38,384.95	34,688.69	40,000.00	40,253.13	19,379.64	40,000.00	40,000.00	40,000.00	40,000.00
DB.1640.44120									
EQUIPMENT REPAIR..	292,527.34	234,859.99	325,000.00	325,000.00	231,485.53	290,000.00	290,000.00	290,000.00	290,000.00
DB.1640.44168									
UNIFORMS	0.00	0.00	750.00	750.00	0.00	0.00	0.00	0.00	0.00
DB.1640.46900									
MISCELLANEOUS & TRAVEL..	273.20	160.00	500.00	500.00	300.00	500.00	500.00	500.00	500.00
Total Group 4									
CONTRACTUAL EXPENSE	782,885.98	875,831.20	949,750.00	1,010,035.27	697,421.28	954,000.00	954,000.00	954,000.00	954,000.00
Total Dept 1640									
VEHICLE MAINTENANCE	1,526,361.28	1,647,512.29	1,843,600.00	1,903,885.27	1,350,290.75	1,785,975.00	1,785,975.00	1,785,975.00	1,785,975.00

Date Prepared: 11/23/2016 02:29 PM

Report Date: 11/23/2016

Account Table:

Alt. Sort Table:

TOWN OF ISLIP

Budget Preparation Publication

Fiscal Year: 2017 Period From: 1 To: 12

BUD4050 1.0

Page 194 of 305

Prepared By: JLUDWIG

Account Description	2014 Actual	2015 Actual	Original 2016 Budget	Adjusted 2016 Budget	2016 Actual	2017 COMP MTGS Stage	2017 TENT BUD Stage	2017 PREL BUD Stage	2017 FINAL BUD Stage
Fund DB									
Type E									
Dept 1980									
Group 4									
DB.1980.41234									
MTA PAYROLL TAX	16,579.32	18,394.92	21,500.00	21,500.00	16,074.99	22,500.00	22,500.00	22,500.00	22,500.00
Total Group 4									
CONTRACTUAL EXPENSE	16,579.32	18,394.92	21,500.00	21,500.00	16,074.99	22,500.00	22,500.00	22,500.00	22,500.00
Total Dept 1980									
MTA PAYROLL TAX	16,579.32	18,394.92	21,500.00	21,500.00	16,074.99	22,500.00	22,500.00	22,500.00	22,500.00

Date Prepared: 11/23/2016 02:29 PM

Report Date: 11/23/2016

Account Table:

Alt. Sort Table:

TOWN OF ISLIP

Budget Preparation Publication

Fiscal Year: 2017 Period From: 1 To: 12

BUD4050 1.0

Page 195 of 305

Prepared By: JLU DWIG

Account Description	2014 Actual	2015 Actual	Original 2016 Budget	Adjusted 2016 Budget	2016 Actual	2017 COMP MTGS Stage	2017 TENT BUD Stage	2017 PREL BUD Stage	2017 FINAL BUD Stage
Fund DB									
Type E									
Dept 1990									
Group 4									
DB.1990.46601									
RENTAL BY TOWN OF PROPERTY	128,400.00	128,400.00	128,000.00	128,000.00	0.00	128,000.00	128,000.00	128,000.00	128,000.00
DB.1990.46650									
CONTINGENCY..	0.00	0.00	0.00	0.00	0.00	1,000,000.00	1,000,000.00	1,000,000.00	1,000,000.00
Total Group 4									
CONTRACTUAL EXPENSE	128,400.00	128,400.00	128,000.00	128,000.00	0.00	1,128,000.00	1,128,000.00	1,128,000.00	1,128,000.00
Total Dept 1990									
SPECIAL ITEMS	128,400.00	128,400.00	128,000.00	128,000.00	0.00	1,128,000.00	1,128,000.00	1,128,000.00	1,128,000.00

Date Prepared: 11/23/2016 02:29 PM

Report Date: 11/23/2016

Account Table:

Alt. Sort Table:

TOWN OF ISLIP

Budget Preparation Publication

Fiscal Year: 2017 Period From: 1 To: 12

BUD4050 1.0

Page 196 of 305

Prepared By: JLU DWIG

Account Description	2014 Actual	2015 Actual	Original 2016 Budget	Adjusted 2016 Budget	2016 Actual	2017 COMP MTGS Stage	2017 TENT BUD Stage	2017 PREL BUD Stage	2017 FINAL BUD Stage
Fund DB									
Type E									
Dept 5110									
Group 1									
DB.5110.15140									
AUTOMOTIVE EQUIPMENT OPERATOR	0.00	0.00	0.00	0.00	0.00	27,075.00	27,075.00	27,075.00	27,075.00
DB.5110.15280									
CONSTRUCTION EQUIPMENT OPERATOR	139,267.21	175,855.59	175,200.00	175,200.00	155,535.14	187,200.00	187,200.00	187,200.00	187,200.00
DB.5110.15540									
HEAVY EQUIPMENT OPERATOR	1,767,233.38	1,811,241.74	1,866,400.00	1,876,344.69	1,640,518.87	1,891,300.00	1,891,300.00	1,891,300.00	1,891,300.00
DB.5110.15565									
HIGHWAY PROJECT INSPECTOR	64,582.26	76,346.47	76,100.00	107,101.47	69,489.91	0.00	0.00	0.00	0.00
DB.5110.15575									
HIGHWAY CONSTRUCTION SUPERVISOR	63,894.83	65,488.89	65,300.00	65,300.00	57,963.05	71,000.00	71,000.00	71,000.00	71,000.00
DB.5110.15580									
HIGHWAY LABOR CREW LEADER	565,168.43	570,832.88	568,800.00	597,853.84	488,180.74	612,575.00	612,575.00	612,575.00	612,575.00
DB.5110.15581									
HIGHWAY LABOR CREW LEADER - ZONE	66,156.88	67,760.53	67,600.00	67,600.00	59,973.71	71,000.00	71,000.00	71,000.00	71,000.00
DB.5110.15582									
HIGHWAY LABOR CREW LEADER COORDINATOR	258,787.66	298,839.92	304,400.00	304,400.00	270,289.52	320,000.00	320,000.00	320,000.00	320,000.00
DB.5110.15660									
LABORER I	230,960.38	312,890.98	486,450.00	486,450.00	354,476.38	500,200.00	500,200.00	500,200.00	500,200.00
DB.5110.15685									
MAINTENANCE CREW LEADER	50,316.53	65,488.90	65,300.00	65,300.00	57,840.12	67,900.00	67,900.00	67,900.00	67,900.00
DB.5110.15740									
MAINTENANCE MECHANIC III	41,011.42	0.00	0.00	0.00	0.00	0.00	0.00	0.00	0.00
DB.5110.16140									
TREE TRIMMER	53,056.12	88,494.89	137,200.00	137,200.00	121,007.88	150,800.00	150,800.00	150,800.00	150,800.00
DB.5110.19650									
OVERTIME	239,668.15	379,776.53	375,000.00	330,000.00	322,309.18	350,000.00	350,000.00	350,000.00	350,000.00
DB.5110.19655									
OUT OF CLASSIFICATION	27,350.85	50,072.01	40,000.00	85,000.00	73,116.52	85,000.00	85,000.00	85,000.00	85,000.00
DB.5110.19990									
PART TIME REGULAR	18,877.00	17,641.00	40,000.00	56,525.00	45,559.50	100,000.00	100,000.00	100,000.00	100,000.00
DB.5110.19991									
PART TIME SUMMER	21,564.00	7,271.00	20,000.00	3,475.00	3,475.00	7,200.00	7,200.00	7,200.00	7,200.00
Total Group 1									
PERSONAL SERVICES	3,607,895.10	3,988,001.33	4,287,750.00	4,357,750.00	3,719,735.52	4,441,250.00	4,441,250.00	4,441,250.00	4,441,250.00

Date Prepared: 11/23/2016 02:29 PM

Report Date: 11/23/2016

Account Table:

Alt. Sort Table:

TOWN OF ISLIP

Budget Preparation Publication

Fiscal Year: 2017 Period From: 1 To: 12

BUD4050 1.0

Page 198 of 305

Prepared By: JLU DWIG

Account Description	2014 Actual	2015 Actual	Original 2016 Budget	Adjusted 2016 Budget	2016 Actual	2017 COMP MTGS Stage	2017 TENT BUD Stage	2017 PREL BUD Stage	2017 FINAL BUD Stage
Fund DB									
Type E									
Dept 5110									
Group 4									
DB.5110.44000									
PRINTING..	192.70	185.00	500.00	500.00	165.00	250.00	250.00	250.00	250.00
DB.5110.44080									
EQUIPMENT RENTAL	0.00	0.00	2,000.00	2,000.00	0.00	0.00	0.00	0.00	0.00
DB.5110.44168									
UNIFORMS	0.00	0.00	2,250.00	2,250.00	0.00	0.00	0.00	0.00	0.00
DB.5110.44174									
SAFETY & PROTECTIVE EQUIPMENT	2,133.90	479.49	1,000.00	1,000.00	305.41	1,000.00	1,000.00	1,000.00	1,000.00
DB.5110.44300									
SERVICE CONTRACTS..	7,899.56	5,060.70	10,000.00	8,600.00	2,677.99	7,500.00	7,500.00	7,500.00	7,500.00
DB.5110.44303									
SVC CONTRACT - TREE & STUMP..	208,233.26	350,000.00	350,000.00	350,000.00	0.00	325,000.00	325,000.00	325,000.00	325,000.00
DB.5110.45000									
OUTSIDE PROFESSIONAL	12,166.66	23,333.34	35,000.00	35,000.00	2,000.00	0.00	0.00	0.00	0.00
DB.5110.46900									
MISCELLANEOUS & TRAVEL	4,701.33	7,885.38	7,500.00	7,500.00	4,324.61	7,500.00	7,500.00	7,500.00	7,500.00
DB.5110.48155									
MSW..	1,119,351.82	952,340.35	1,200,000.00	1,200,000.00	729,156.45	1,200,000.00	1,200,000.00	1,200,000.00	1,200,000.00
Total Group 4									
CONTRACTUAL EXPENSE	2,726,711.02	2,090,721.60	3,093,000.00	3,008,600.00	1,349,267.88	2,334,000.00	2,334,000.00	2,334,000.00	2,334,000.00
Total Dept 5110									
ROAD AND DRAINAGE IMP	8,747,999.28	8,601,634.33	9,640,750.00	10,074,853.64	5,566,952.65	8,910,250.00	8,910,250.00	8,910,250.00	8,910,250.00

Date Prepared: 11/23/2016 02:29 PM

Report Date: 11/23/2016

Account Table:

Alt. Sort Table:

TOWN OF ISLIP

Budget Preparation Publication

Fiscal Year: 2017 Period From: 1 To: 12

BUD4050 1.0

Page 199 of 305

Prepared By: JLUDWIG

Account Description	2014 Actual	2015 Actual	Original 2016 Budget	Adjusted 2016 Budget	2016 Actual	2017 COMP MTGS Stage	2017 TENT BUD Stage	2017 PREL BUD Stage	2017 FINAL BUD Stage
Fund DB									
Type E									
Dept 5130									
Group 2									
DB.5130.22400									
HIGHWAY EQUIPMENT..	1,962.15	5,776.20	10,000.00	16,500.00	16,260.00	10,000.00	10,000.00	10,000.00	10,000.00
Total Group 2									
EQUIPMENT & CAPITAL OUTLAY	1,962.15	5,776.20	10,000.00	16,500.00	16,260.00	10,000.00	10,000.00	10,000.00	10,000.00
Group 4									
CONTRACTUAL EXPENSE									
DB.5130.41300									
SMALL TOOLS & EQUIPMENT	14,742.31	6,487.50	6,500.00	7,500.00	7,114.50	6,500.00	6,500.00	6,500.00	6,500.00
DB.5130.44120									
EQUIPMENT REPAIR	0.00	1,518.98	7,500.00	892.91	892.91	4,000.00	4,000.00	4,000.00	4,000.00
Total Group 4									
CONTRACTUAL EXPENSE	14,742.31	8,006.48	14,000.00	8,392.91	8,007.41	10,500.00	10,500.00	10,500.00	10,500.00
Total Dept 5130									
MACHINERY	16,704.46	13,782.68	24,000.00	24,892.91	24,267.41	20,500.00	20,500.00	20,500.00	20,500.00

Date Prepared: 11/23/2016 02:29 PM
Report Date: 11/23/2016
Account Table:
Alt. Sort Table:

TOWN OF ISLIP
Budget Preparation Publication
Fiscal Year: 2017 Period From: 1 To: 12

Account Description	2014 Actual	2015 Actual	Original 2016 Budget	Adjusted 2016 Budget	2016 Actual	2017 COMP MTGS Stage	2017 TENT BUD Stage	2017 PREL BUD Stage	2017 FINAL BUD Stage
Fund DB									
Type E									
Dept 5141									
Group 4									
DB.5141.45000									
OUTSIDE PROFESSIONAL	0.00	0.00	4,000.00	4,000.00	0.00	0.00	0.00	0.00	0.00
Total Group 4									
CONTRACTUAL EXPENSE	0.00	0.00	4,000.00	4,000.00	0.00	0.00	0.00	0.00	0.00
Total Dept 5141									
BRUSH AND WEED REMOVAL	0.00	0.00	4,000.00	4,000.00	0.00	0.00	0.00	0.00	0.00

Date Prepared: 11/23/2016 02:29 PM

Report Date: 11/23/2016

Account Table:

Alt. Sort Table:

TOWN OF ISLIP

Budget Preparation Publication

Fiscal Year: 2017 Period From: 1 To: 12

BUD4050 1.0

Page 201 of 305

Prepared By: JLUDWIG

Account Description	2014 Actual	2015 Actual	Original 2016 Budget	Adjusted 2016 Budget	2016 Actual	2017 COMP MTGS Stage	2017 TENT BUD Stage	2017 PREL BUD Stage	2017 FINAL BUD Stage
Fund DB									
Type E									
Dept 5142									
Group 1									
DB.5142.19750									
SNOW OVERTIME	949,689.32	1,230,607.12	800,000.00	645,000.00	516,329.63	825,000.00	825,000.00	825,000.00	825,000.00
Total Group 1									
PERSONAL SERVICES	949,689.32	1,230,607.12	800,000.00	645,000.00	516,329.63	825,000.00	825,000.00	825,000.00	825,000.00
Group 4									
CONTRACTUAL EXPENSE									
DB.5142.41980									
SALT..	888,506.22	968,710.35	200,000.00	466,799.23	433,582.14	725,000.00	725,000.00	725,000.00	725,000.00
DB.5142.41981									
SAND..	251,634.90	238,624.95	150,000.00	0.00	0.00	165,000.00	165,000.00	165,000.00	165,000.00
DB.5142.44080									
EQUIPMENT RENTAL..	1,719,830.18	2,372,609.11	900,000.00	1,601,571.24	1,513,391.00	1,850,000.00	1,850,000.00	1,850,000.00	1,850,000.00
Total Group 4									
CONTRACTUAL EXPENSE	2,859,971.30	3,579,944.41	1,250,000.00	2,068,370.47	1,946,973.14	2,740,000.00	2,740,000.00	2,740,000.00	2,740,000.00
Total Dept 5142									
SNOW REMOVAL	3,809,660.62	4,810,551.53	2,050,000.00	2,713,370.47	2,463,302.77	3,565,000.00	3,565,000.00	3,565,000.00	3,565,000.00

Date Prepared: 11/23/2016 02:29 PM

Report Date: 11/23/2016

Account Table:

Alt. Sort Table:

TOWN OF ISLIP

Budget Preparation Publication

Fiscal Year: 2017 Period From: 1 To: 12

BUD4050 1.0

Page 202 of 305

Prepared By: JLUDWIG

Account Description	2014 Actual	2015 Actual	Original 2016 Budget	Adjusted 2016 Budget	2016 Actual	2017 COMP MTGS Stage	2017 TENT BUD Stage	2017 PREL BUD Stage	2017 FINAL BUD Stage
Fund DB									
Type E									
Dept 9010									
Group 8									
DB.9010.80010									
STATE RETIREMENT..	740,141.60	1,016,951.33	900,000.00	900,000.00	211,899.74	1,900,000.00	1,900,000.00	1,900,000.00	1,900,000.00
DB.9010.80020									
SOCIAL SEC TAX..	368,044.96	410,029.35	499,000.00	499,000.00	361,735.64	488,000.00	488,000.00	488,000.00	488,000.00
DB.9010.80040									
HOSP & MEDICAL INSURANCE..	2,973,598.39	3,054,489.23	3,220,000.00	3,220,000.00	2,880,631.80	4,200,000.00	4,200,000.00	4,200,000.00	4,200,000.00
DB.9010.80050									
WELFARE PAYMENTS..	58,385.00	65,417.50	68,000.00	68,000.00	53,867.50	78,000.00	78,000.00	78,000.00	78,000.00
DB.9010.80060									
UNEMPLOYMENT INSURANCE..	6,490.13	6,523.13	25,000.00	16,700.00	0.00	10,000.00	10,000.00	10,000.00	10,000.00
Total Group 8									
EMPLOYEE BENEFITS	4,146,660.08	4,553,410.54	4,712,000.00	4,703,700.00	3,508,134.68	6,676,000.00	6,676,000.00	6,676,000.00	6,676,000.00
Total Dept 9010									
EMPLOYEE BENEFITS	4,146,660.08	4,553,410.54	4,712,000.00	4,703,700.00	3,508,134.68	6,676,000.00	6,676,000.00	6,676,000.00	6,676,000.00

Date Prepared: 11/23/2016 02:29 PM
Report Date: 11/23/2016
Account Table:
Alt. Sort Table:

TOWN OF ISLIP
Budget Preparation Publication
Fiscal Year: 2017 Period From: 1 To: 12

Account Description	2014 Actual	2015 Actual	Original 2016 Budget	Adjusted 2016 Budget	2016 Actual	2017 COMP MTGS Stage	2017 TENT BUD Stage	2017 PREL BUD Stage	2017 FINAL BUD Stage
Fund DB									
Type E									
Dept 9089									
Group 1									
DB.9089.19001									
OTHER EMPLOYEE BENEFITS	0.00	0.00	70,000.00	0.00	0.00	70,000.00	70,000.00	70,000.00	70,000.00
Total Group 1									
PERSONAL SERVICES	0.00	0.00	70,000.00	0.00	0.00	70,000.00	70,000.00	70,000.00	70,000.00
Total Dept 9089									
OTHER EMPLOYEE BENEFITS	0.00	0.00	70,000.00	0.00	0.00	70,000.00	70,000.00	70,000.00	70,000.00

Date Prepared: 11/23/2016 02:29 PM

Report Date: 11/23/2016

Account Table:

Alt. Sort Table:

TOWN OF ISLIP

Budget Preparation Publication

Fiscal Year: 2017 Period From: 1 To: 12

BUD4050 1.0

Page 204 of 305

Prepared By: JLUDWIG

Account Description	2014 Actual	2015 Actual	Original 2016 Budget	Adjusted 2016 Budget	2016 Actual	2017 COMP MTGS Stage	2017 TENT BUD Stage	2017 PREL BUD Stage	2017 FINAL BUD Stage
Fund DB									
Type E									
Dept 9510									
Group 9									
DB.9510.90100									
TRANS TO WORK/COMP - CS02..	183,561.60	334,317.00	372,259.00	372,259.00	186,129.50	348,551.00	348,551.00	348,551.00	348,551.00
DB.9510.90150									
TRANS TO SELF INS. - CS01..	362,596.00	537,444.00	520,611.00	520,611.00	260,305.50	492,801.00	492,801.00	492,801.00	492,801.00
Total Group 9									
TRANSFERS	546,157.60	871,761.00	892,870.00	892,870.00	446,435.00	841,352.00	841,352.00	841,352.00	841,352.00
Total Dept 9510									
INTERFUND TRANSFERS	546,157.60	871,761.00	892,870.00	892,870.00	446,435.00	841,352.00	841,352.00	841,352.00	841,352.00

Date Prepared: 11/23/2016 02:29 PM

Report Date: 11/23/2016

Account Table:

Alt. Sort Table:

TOWN OF ISLIP

Budget Preparation Publication

Fiscal Year: 2017 Period From: 1 To: 12

BUD4050 1.0

Page 205 of 305

Prepared By: JLUDWIG

Account Description	2014 Actual	2015 Actual	Original 2016 Budget	Adjusted 2016 Budget	2016 Actual	2017 COMP MTGS Stage	2017 TENT BUD Stage	2017 PREL BUD Stage	2017 FINAL BUD Stage
Fund DB									
Type E									
Dept 9730									
Group 6									
DB.9730.60010									
SERIAL BONDS - PRINCIPAL..	6,003,216.16	7,320,580.64	7,100,000.00	7,100,000.00	6,718,623.20	7,811,200.00	7,811,200.00	7,811,200.00	7,811,200.00
Total Group 6									
PRINCIPAL ON INDEBTEDNESS	<u>6,003,216.16</u>	<u>7,320,580.64</u>	<u>7,100,000.00</u>	<u>7,100,000.00</u>	<u>6,718,623.20</u>	<u>7,811,200.00</u>	<u>7,811,200.00</u>	<u>7,811,200.00</u>	<u>7,811,200.00</u>
Group 7									
INTEREST ON INDEBTEDNESS									
DB.9730.70010									
SERIAL BONDS INTEREST..	1,749,655.88	1,658,123.64	1,720,000.00	1,720,000.00	1,364,348.54	2,260,000.00	2,260,000.00	2,260,000.00	2,260,000.00
DB.9730.70030									
BAN INTEREST	11,083.33	10,923.13	0.00	0.00	0.00	65,000.00	65,000.00	65,000.00	65,000.00
Total Group 7									
INTEREST ON INDEBTEDNESS	<u>1,760,739.21</u>	<u>1,669,046.77</u>	<u>1,720,000.00</u>	<u>1,720,000.00</u>	<u>1,364,348.54</u>	<u>2,325,000.00</u>	<u>2,325,000.00</u>	<u>2,325,000.00</u>	<u>2,325,000.00</u>
Total Dept 9730									
DEBT SERVICE	<u>7,763,955.37</u>	<u>8,989,627.41</u>	<u>8,820,000.00</u>	<u>8,820,000.00</u>	<u>8,082,971.74</u>	<u>10,136,200.00</u>	<u>10,136,200.00</u>	<u>10,136,200.00</u>	<u>10,136,200.00</u>
Total Type E									
Expense	<u>26,702,478.01</u>	<u>29,635,074.70</u>	<u>28,206,720.00</u>	<u>29,287,072.29</u>	<u>21,458,429.99</u>	<u>33,155,777.00</u>	<u>33,155,777.00</u>	<u>33,155,777.00</u>	<u>33,155,777.00</u>
Total Fund DB									
HIGHWAY	<u>4,691,190.41</u>	<u>4,238,137.21</u>	<u>0.00</u>	<u>31,848.65</u>	<u>1,640,023.02</u>	<u>0.00</u>	<u>0.00</u>	<u>0.00</u>	<u>0.00</u>

Date Prepared: 11/23/2016 02:29 PM

Report Date: 11/23/2016

Account Table:

Alt. Sort Table:

TOWN OF ISLIP

Budget Preparation Publication

Fiscal Year: 2017 Period From: 1 To: 12

BUD4050 1.0

Page 206 of 305

Prepared By: JLUDWIG

Account Description	2014 Actual	2015 Actual	Original 2016 Budget	Adjusted 2016 Budget	2016 Actual	2017 COMP MTGS Stage	2017 TENT BUD Stage	2017 PREL BUD Stage	2017 FINAL BUD Stage
Fund J	JOINT SEAVIEW-OCEAN BAY								
Type R	Revenue								
Group									
J.0000.01001.06									
REAL ESTATE TAXES.REAL ESTATE TAXES	121,500.00	137,181.00	137,181.00	137,181.00	137,181.00	141,858.00	141,858.00	141,858.00	141,858.00
J.0000.01002.09									
APPRO F BAL.GENERAL	0.00	0.00	2,310.00	2,310.00	0.00	2,000.00	2,000.00	2,000.00	2,000.00
J.0000.02401.09									
INTEREST EARNINGS.GENERAL	0.00	0.00	60.00	60.00	8.18	25.00	25.00	25.00	25.00
Total Group									
	<u>(121,500.00)</u>	<u>(137,181.00)</u>	<u>(139,551.00)</u>	<u>(139,551.00)</u>	<u>(137,189.18)</u>	<u>(143,883.00)</u>	<u>(143,883.00)</u>	<u>(143,883.00)</u>	<u>(143,883.00)</u>
Total Dept 0000									
.	<u>(121,500.00)</u>	<u>(137,181.00)</u>	<u>(139,551.00)</u>	<u>(139,551.00)</u>	<u>(137,189.18)</u>	<u>(143,883.00)</u>	<u>(143,883.00)</u>	<u>(143,883.00)</u>	<u>(143,883.00)</u>
Total Type R									
Revenue	<u>(121,500.00)</u>	<u>(137,181.00)</u>	<u>(139,551.00)</u>	<u>(139,551.00)</u>	<u>(137,189.18)</u>	<u>(143,883.00)</u>	<u>(143,883.00)</u>	<u>(143,883.00)</u>	<u>(143,883.00)</u>

Date Prepared: 11/23/2016 02:29 PM

Report Date: 11/23/2016

Account Table:

Alt. Sort Table:

TOWN OF ISLIP

Budget Preparation Publication

Fiscal Year: 2017 Period From: 1 To: 12

BUD4050 1.0

Page 207 of 305

Prepared By: JLU DWIG

Account Description	2014 Actual	2015 Actual	Original 2016 Budget	Adjusted 2016 Budget	2016 Actual	2017 COMP MTGS Stage	2017 TENT BUD Stage	2017 PREL BUD Stage	2017 FINAL BUD Stage
Fund J									
JOINT SEAVIEW-OCEAN BAY									
Type E									
Expense									
Dept 8160									
D E C ADMINISTRATION									
Group 4									
CONTRACTUAL EXPENSE									
J.8160.45017									
SOB GARB.DIST.COMMISSION EXP...	111,666.67	132,000.00	132,000.00	132,000.00	132,000.00	134,267.00	134,267.00	134,267.00	134,267.00
J.8160.45045									
ADMINISTRATIVE CHARGES..	7,680.00	7,741.00	7,551.00	7,551.00	3,775.50	9,616.00	9,616.00	9,616.00	9,616.00
Total Group 4									
CONTRACTUAL EXPENSE	119,346.67	139,741.00	139,551.00	139,551.00	135,775.50	143,883.00	143,883.00	143,883.00	143,883.00
Total Dept 8160									
D E C ADMINISTRATION	119,346.67	139,741.00	139,551.00	139,551.00	135,775.50	143,883.00	143,883.00	143,883.00	143,883.00
Total Type E									
Expense	119,346.67	139,741.00	139,551.00	139,551.00	135,775.50	143,883.00	143,883.00	143,883.00	143,883.00
Total Fund J									
JOINT SEAVIEW-OCEAN BAY	(2,153.33)	2,560.00	0.00	0.00	(1,413.68)	0.00	0.00	0.00	0.00

Date Prepared: 11/23/2016 02:29 PM

Report Date: 11/23/2016

Account Table:

Alt. Sort Table:

TOWN OF ISLIP

Budget Preparation Publication

Fiscal Year: 2017 Period From: 1 To: 12

BUD4050 1.0

Page 208 of 305

Prepared By: JLUDWIG

Account Description	2014 Actual	2015 Actual	Original 2016 Budget	Adjusted 2016 Budget	2016 Actual	2017 COMP MTGS Stage	2017 TENT BUD Stage	2017 PREL BUD Stage	2017 FINAL BUD Stage
Fund SA01	BAY SHORE BRIGHT WATERS AMBULANCE								
Type R	Revenue								
Group									
SA01.0000.01001.06									
REAL ESTATE TAXES.REAL ESTATE TAXES	1,085,127.00	1,114,124.00	1,256,625.00	1,256,625.00	1,256,625.00	1,473,750.00	1,473,750.00	1,473,750.00	1,473,750.00
SA01.0000.01002.09									
APPRO F BAL.GENERAL	0.00	0.00	100,000.00	100,000.00	0.00	15,000.00	15,000.00	15,000.00	15,000.00
SA01.0000.02401.09									
INTEREST EARNINGS.GENERAL	1,940.02	1,340.01	1,300.00	1,300.00	2,206.01	3,000.00	3,000.00	3,000.00	3,000.00
SA01.0000.02414.09									
IDA REC. (IN LIEU OF TXS-TWN).GENERAL	4,293.54	4,174.10	4,000.00	4,000.00	4,929.80	4,500.00	4,500.00	4,500.00	4,500.00
Total Group									
	<u>(1,091,360.56)</u>	<u>(1,119,638.11)</u>	<u>(1,361,925.00)</u>	<u>(1,361,925.00)</u>	<u>(1,263,760.81)</u>	<u>(1,496,250.00)</u>	<u>(1,496,250.00)</u>	<u>(1,496,250.00)</u>	<u>(1,496,250.00)</u>
Total Dept 0000									
.									
	<u>(1,091,360.56)</u>	<u>(1,119,638.11)</u>	<u>(1,361,925.00)</u>	<u>(1,361,925.00)</u>	<u>(1,263,760.81)</u>	<u>(1,496,250.00)</u>	<u>(1,496,250.00)</u>	<u>(1,496,250.00)</u>	<u>(1,496,250.00)</u>
Total Type R									
Revenue									
	<u>(1,091,360.56)</u>	<u>(1,119,638.11)</u>	<u>(1,361,925.00)</u>	<u>(1,361,925.00)</u>	<u>(1,263,760.81)</u>	<u>(1,496,250.00)</u>	<u>(1,496,250.00)</u>	<u>(1,496,250.00)</u>	<u>(1,496,250.00)</u>

Date Prepared: 11/23/2016 02:29 PM

Report Date: 11/23/2016

Account Table:

Alt. Sort Table:

TOWN OF ISLIP

Budget Preparation Publication

Fiscal Year: 2017 Period From: 1 To: 12

BUD4050 1.0

Page 209 of 305

Prepared By: JLUDWIG

Account Description	2014 Actual	2015 Actual	Original 2016 Budget	Adjusted 2016 Budget	2016 Actual	2017 COMP MTGS Stage	2017 TENT BUD Stage	2017 PREL BUD Stage	2017 FINAL BUD Stage
Fund SA01									
Type E									
Dept 4541									
Group 4									
SA01.4541.40001									
B.S.-BRIGHTWATERS CONTRACT..	1,198,232.00	1,172,232.00	1,260,000.00	1,260,000.00	1,260,000.00	1,389,967.00	1,389,967.00	1,389,967.00	1,389,967.00
SA01.4541.45045									
ADMINISTRATIVE CHARGES..	76,644.00	83,191.00	83,925.00	83,925.00	41,962.50	88,283.00	88,283.00	88,283.00	88,283.00
Total Group 4									
CONTRACTUAL EXPENSE	1,274,876.00	1,255,423.00	1,343,925.00	1,343,925.00	1,301,962.50	1,478,250.00	1,478,250.00	1,478,250.00	1,478,250.00
Total Dept 4541									
BAY SHORE/BRIGHTWATERS AMB.	1,274,876.00	1,255,423.00	1,343,925.00	1,343,925.00	1,301,962.50	1,478,250.00	1,478,250.00	1,478,250.00	1,478,250.00

Date Prepared: 11/23/2016 02:29 PM

Report Date: 11/23/2016

Account Table:

Alt. Sort Table:

TOWN OF ISLIP

Budget Preparation Publication

Fiscal Year: 2017 Period From: 1 To: 12

BUD4050 1.0

Page 210 of 305

Prepared By: JLUDWIG

Account Description	2014 Actual	2015 Actual	Original 2016 Budget	Adjusted 2016 Budget	2016 Actual	2017 COMP MTGS Stage	2017 TENT BUD Stage	2017 PREL BUD Stage	2017 FINAL BUD Stage
Fund SA01									
Type E									
Dept 9010									
Group 8									
SA01.9010.80010									
LOSAP..	18,000.00	7,456.80	18,000.00	18,000.00	(7,456.80)	18,000.00	18,000.00	18,000.00	18,000.00
Total Group 8									
EMPLOYEE BENEFITS	<u>18,000.00</u>	<u>7,456.80</u>	<u>18,000.00</u>	<u>18,000.00</u>	<u>(7,456.80)</u>	<u>18,000.00</u>	<u>18,000.00</u>	<u>18,000.00</u>	<u>18,000.00</u>
Total Dept 9010									
EMPLOYEE BENEFITS	<u>18,000.00</u>	<u>7,456.80</u>	<u>18,000.00</u>	<u>18,000.00</u>	<u>(7,456.80)</u>	<u>18,000.00</u>	<u>18,000.00</u>	<u>18,000.00</u>	<u>18,000.00</u>
Total Type E									
Expense	<u>1,292,876.00</u>	<u>1,262,879.80</u>	<u>1,361,925.00</u>	<u>1,361,925.00</u>	<u>1,294,505.70</u>	<u>1,496,250.00</u>	<u>1,496,250.00</u>	<u>1,496,250.00</u>	<u>1,496,250.00</u>
Total Fund SA01									
BAY SHORE BRIGHT WATERS									
AMBULANCE	<u>201,515.44</u>	<u>143,241.69</u>	<u>0.00</u>	<u>0.00</u>	<u>30,744.89</u>	<u>0.00</u>	<u>0.00</u>	<u>0.00</u>	<u>0.00</u>

Date Prepared: 11/23/2016 02:29 PM

Report Date: 11/23/2016

Account Table:

Alt. Sort Table:

TOWN OF ISLIP

Budget Preparation Publication

Fiscal Year: 2017 Period From: 1 To: 12

BUD4050 1.0

Page 211 of 305

Prepared By: JLUDWIG

Account Description	2014 Actual	2015 Actual	Original 2016 Budget	Adjusted 2016 Budget	2016 Actual	2017 COMP MTGS Stage	2017 TENT BUD Stage	2017 PREL BUD Stage	2017 FINAL BUD Stage
Fund SA02	BRENTWOOD LEGION AMBULANCE								
Type R	Revenue								
Group									
SA02.0000.01001.06									
REAL ESTATE TAXES.REAL ESTATE TAXES	1,787,265.00	1,919,046.00	2,013,812.00	2,013,812.00	2,013,812.00	2,956,112.00	2,956,112.00	2,956,112.00	2,956,112.00
SA02.0000.01002.09									
APPRO F BAL.GENERAL	0.00	0.00	30,000.00	30,000.00	0.00	10,000.00	10,000.00	10,000.00	10,000.00
SA02.0000.02401.09									
INTEREST EARNINGS.GENERAL	1,963.36	1,624.37	1,600.00	1,600.00	3,068.44	4,300.00	4,300.00	4,300.00	4,300.00
SA02.0000.02414.09									
IDA REC. (IN LIEU OF TXS-TWN).GENERAL	75,200.78	80,443.19	70,000.00	70,000.00	84,607.91	80,000.00	80,000.00	80,000.00	80,000.00
Total Group									
	<u>(1,864,429.14)</u>	<u>(2,001,113.56)</u>	<u>(2,115,412.00)</u>	<u>(2,115,412.00)</u>	<u>(2,101,488.35)</u>	<u>(3,050,412.00)</u>	<u>(3,050,412.00)</u>	<u>(3,050,412.00)</u>	<u>(3,050,412.00)</u>
Total Dept 0000									
.									
	<u>(1,864,429.14)</u>	<u>(2,001,113.56)</u>	<u>(2,115,412.00)</u>	<u>(2,115,412.00)</u>	<u>(2,101,488.35)</u>	<u>(3,050,412.00)</u>	<u>(3,050,412.00)</u>	<u>(3,050,412.00)</u>	<u>(3,050,412.00)</u>
Total Type R									
Revenue									
	<u>(1,864,429.14)</u>	<u>(2,001,113.56)</u>	<u>(2,115,412.00)</u>	<u>(2,115,412.00)</u>	<u>(2,101,488.35)</u>	<u>(3,050,412.00)</u>	<u>(3,050,412.00)</u>	<u>(3,050,412.00)</u>	<u>(3,050,412.00)</u>

Date Prepared: 11/23/2016 02:29 PM

Report Date: 11/23/2016

Account Table:

Alt. Sort Table:

TOWN OF ISLIP

Budget Preparation Publication

Fiscal Year: 2017 Period From: 1 To: 12

BUD4050 1.0

Page 212 of 305

Prepared By: JLU DWIG

Account Description	2014 Actual	2015 Actual	Original 2016 Budget	Adjusted 2016 Budget	2016 Actual	2017 COMP MTGS Stage	2017 TENT BUD Stage	2017 PREL BUD Stage	2017 FINAL BUD Stage
Fund SA02									
Type E									
Dept 4542									
Group 4									
SA02.4542.40002									
BRENTWOOD CONTRACT..	1,870,564.00	1,903,943.00	1,972,396.00	1,972,396.00	1,972,396.00	2,895,022.00	2,895,022.00	2,895,022.00	2,895,022.00
SA02.4542.45045									
ADMINISTRATIVE CHARGES..	118,401.00	127,603.00	131,016.00	131,016.00	65,508.00	143,390.00	143,390.00	143,390.00	143,390.00
Total Group 4									
CONTRACTUAL EXPENSE	1,988,965.00	2,031,546.00	2,103,412.00	2,103,412.00	2,037,904.00	3,038,412.00	3,038,412.00	3,038,412.00	3,038,412.00
Total Dept 4542									
BRENTWOOD AMBULANCE	1,988,965.00	2,031,546.00	2,103,412.00	2,103,412.00	2,037,904.00	3,038,412.00	3,038,412.00	3,038,412.00	3,038,412.00

Date Prepared: 11/23/2016 02:29 PM

Report Date: 11/23/2016

Account Table:

Alt. Sort Table:

TOWN OF ISLIP

Budget Preparation Publication

Fiscal Year: 2017 Period From: 1 To: 12

BUD4050 1.0

Page 213 of 305

Prepared By: JLUDWIG

Account Description	2014 Actual	2015 Actual	Original 2016 Budget	Adjusted 2016 Budget	2016 Actual	2017 COMP MTGS Stage	2017 TENT BUD Stage	2017 PREL BUD Stage	2017 FINAL BUD Stage
Fund SA02									
Type E									
Dept 9010									
Group 8									
SA02.9010.80010									
LOSAP..	11,000.00	6,597.76	12,000.00	12,000.00	(6,597.76)	12,000.00	12,000.00	12,000.00	12,000.00
Total Group 8									
EMPLOYEE BENEFITS	<u>11,000.00</u>	<u>6,597.76</u>	<u>12,000.00</u>	<u>12,000.00</u>	<u>(6,597.76)</u>	<u>12,000.00</u>	<u>12,000.00</u>	<u>12,000.00</u>	<u>12,000.00</u>
Total Dept 9010									
EMPLOYEE BENEFITS	<u>11,000.00</u>	<u>6,597.76</u>	<u>12,000.00</u>	<u>12,000.00</u>	<u>(6,597.76)</u>	<u>12,000.00</u>	<u>12,000.00</u>	<u>12,000.00</u>	<u>12,000.00</u>
Total Type E									
Expense	<u>1,999,965.00</u>	<u>2,038,143.76</u>	<u>2,115,412.00</u>	<u>2,115,412.00</u>	<u>2,031,306.24</u>	<u>3,050,412.00</u>	<u>3,050,412.00</u>	<u>3,050,412.00</u>	<u>3,050,412.00</u>
Total Fund SA02									
BRENTWOOD LEGION AMBULANCE	<u>135,535.86</u>	<u>37,030.20</u>	<u>0.00</u>	<u>0.00</u>	<u>(70,182.11)</u>	<u>0.00</u>	<u>0.00</u>	<u>0.00</u>	<u>0.00</u>

Date Prepared: 11/23/2016 02:29 PM

Report Date: 11/23/2016

Account Table:

Alt. Sort Table:

TOWN OF ISLIP

Budget Preparation Publication

Fiscal Year: 2017 Period From: 1 To: 12

BUD4050 1.0

Page 214 of 305

Prepared By: JLUDWIG

Account Description	2014 Actual	2015 Actual	Original 2016 Budget	Adjusted 2016 Budget	2016 Actual	2017 COMP MTGS Stage	2017 TENT BUD Stage	2017 PREL BUD Stage	2017 FINAL BUD Stage
Fund SA03	CENTRAL ISLIP/HAUPPAUGE AMBULANCE								
Type R	Revenue								
Group									
SA03.0000.01001.06									
REAL ESTATE TAXES.REAL ESTATE TAXES	1,128,437.00	1,230,748.00	1,230,748.00	1,230,748.00	1,230,748.00	1,312,160.00	1,312,160.00	1,312,160.00	1,312,160.00
SA03.0000.01002.09									
APPRO F BAL.GENERAL	0.00	0.00	21,329.00	21,329.00	0.00	5,000.00	5,000.00	5,000.00	5,000.00
SA03.0000.02401.09									
INTEREST EARNINGS.GENERAL	1,116.07	989.94	1,000.00	1,000.00	1,848.41	2,600.00	2,600.00	2,600.00	2,600.00
SA03.0000.02414.09									
IDA REC. (IN LIEU OF TXS-TWN).GENERAL	20,758.06	33,062.28	22,500.00	22,500.00	33,581.66	30,000.00	30,000.00	30,000.00	30,000.00
Total Group									
	<u>(1,150,311.13)</u>	<u>(1,264,800.22)</u>	<u>(1,275,577.00)</u>	<u>(1,275,577.00)</u>	<u>(1,266,178.07)</u>	<u>(1,349,760.00)</u>	<u>(1,349,760.00)</u>	<u>(1,349,760.00)</u>	<u>(1,349,760.00)</u>
Total Dept 0000									
.									
	<u>(1,150,311.13)</u>	<u>(1,264,800.22)</u>	<u>(1,275,577.00)</u>	<u>(1,275,577.00)</u>	<u>(1,266,178.07)</u>	<u>(1,349,760.00)</u>	<u>(1,349,760.00)</u>	<u>(1,349,760.00)</u>	<u>(1,349,760.00)</u>
Total Type R									
Revenue									
	<u>(1,150,311.13)</u>	<u>(1,264,800.22)</u>	<u>(1,275,577.00)</u>	<u>(1,275,577.00)</u>	<u>(1,266,178.07)</u>	<u>(1,349,760.00)</u>	<u>(1,349,760.00)</u>	<u>(1,349,760.00)</u>	<u>(1,349,760.00)</u>

Date Prepared: 11/23/2016 02:29 PM

Report Date: 11/23/2016

Account Table:

Alt. Sort Table:

TOWN OF ISLIP

Budget Preparation Publication

Fiscal Year: 2017 Period From: 1 To: 12

BUD4050 1.0

Page 215 of 305

Prepared By: JLUDWIG

Account Description	2014 Actual	2015 Actual	Original 2016 Budget	Adjusted 2016 Budget	2016 Actual	2017 COMP MTGS Stage	2017 TENT BUD Stage	2017 PREL BUD Stage	2017 FINAL BUD Stage
Fund SA03									
Type E									
Dept 4543									
Group 4									
SA03.4543.40003									
CENTRAL ISLIP CONTRACT..	1,121,266.00	1,188,542.00	1,188,542.00	1,188,542.00	1,188,542.00	1,250,248.00	1,250,248.00	1,250,248.00	1,250,248.00
SA03.4543.45045									
ADMINISTRATIVE CHARGES..	73,321.00	78,146.00	78,535.00	78,535.00	39,267.50	89,512.00	89,512.00	89,512.00	89,512.00
Total Group 4									
CONTRACTUAL EXPENSE	1,194,587.00	1,266,688.00	1,267,077.00	1,267,077.00	1,227,809.50	1,339,760.00	1,339,760.00	1,339,760.00	1,339,760.00
Total Dept 4543									
C.I./HAUPPAUGE AMBULANCE	1,194,587.00	1,266,688.00	1,267,077.00	1,267,077.00	1,227,809.50	1,339,760.00	1,339,760.00	1,339,760.00	1,339,760.00

Date Prepared: 11/23/2016 02:29 PM

Report Date: 11/23/2016

Account Table:

Alt. Sort Table:

TOWN OF ISLIP

Budget Preparation Publication

Fiscal Year: 2017 Period From: 1 To: 12

BUD4050 1.0

Page 216 of 305

Prepared By: JLUDWIG

Account Description	2014 Actual	2015 Actual	Original 2016 Budget	Adjusted 2016 Budget	2016 Actual	2017 COMP MTGS Stage	2017 TENT BUD Stage	2017 PREL BUD Stage	2017 FINAL BUD Stage
Fund SA03									
 CENTRAL ISLIP/HAUPPAUGE AMBULANCE									
 Type E									
 Expense									
 Dept 9010									
 EMPLOYEE BENEFITS									
 Group 8									
 EMPLOYEE BENEFITS									
SA03.9010.80010									
LOSAP..	4,000.00	(868.26)	8,500.00	8,500.00	868.26	10,000.00	10,000.00	10,000.00	10,000.00
Total Group 8									
 EMPLOYEE BENEFITS	<u>4,000.00</u>	<u>(868.26)</u>	<u>8,500.00</u>	<u>8,500.00</u>	<u>868.26</u>	<u>10,000.00</u>	<u>10,000.00</u>	<u>10,000.00</u>	<u>10,000.00</u>
Total Dept 9010									
 EMPLOYEE BENEFITS	<u>4,000.00</u>	<u>(868.26)</u>	<u>8,500.00</u>	<u>8,500.00</u>	<u>868.26</u>	<u>10,000.00</u>	<u>10,000.00</u>	<u>10,000.00</u>	<u>10,000.00</u>
Total Type E									
 Expense	<u>1,198,587.00</u>	<u>1,265,819.74</u>	<u>1,275,577.00</u>	<u>1,275,577.00</u>	<u>1,228,677.76</u>	<u>1,349,760.00</u>	<u>1,349,760.00</u>	<u>1,349,760.00</u>	<u>1,349,760.00</u>
Total Fund SA03									
 CENTRAL ISLIP/HAUPPAUGE									
 AMBULANCE	<u>48,275.87</u>	<u>1,019.52</u>	<u>0.00</u>	<u>0.00</u>	<u>(37,500.31)</u>	<u>0.00</u>	<u>0.00</u>	<u>0.00</u>	<u>0.00</u>

Date Prepared: 11/23/2016 02:29 PM

Report Date: 11/23/2016

Account Table:

Alt. Sort Table:

TOWN OF ISLIP

Budget Preparation Publication

Fiscal Year: 2017 Period From: 1 To: 12

BUD4050 1.0

Page 217 of 305

Prepared By: JLUDWIG

Account Description	2014 Actual	2015 Actual	Original 2016 Budget	Adjusted 2016 Budget	2016 Actual	2017 COMP MTGS Stage	2017 TENT BUD Stage	2017 PREL BUD Stage	2017 FINAL BUD Stage
Fund SA04	EXCHANGE AMBULANCE OF THE ISLIPS								
Type R	Revenue								
Group									
SA04.0000.01001.06									
REAL ESTATE TAXES.REAL ESTATE TAXES	1,049,190.00	1,110,347.00	1,142,439.00	1,142,439.00	1,142,439.00	1,445,275.00	1,445,275.00	1,445,275.00	1,445,275.00
SA04.0000.01002.09									
APPRO F BAL.GENERAL	0.00	0.00	20,000.00	20,000.00	0.00	10,000.00	10,000.00	10,000.00	10,000.00
SA04.0000.02401.09									
INTEREST EARNINGS.GENERAL	1,200.23	1,048.56	1,000.00	1,000.00	1,974.53	2,700.00	2,700.00	2,700.00	2,700.00
SA04.0000.02414.09									
IDA REC.(IN LIEU OF TXS-TWN).GENERAL	3,151.52	3,327.26	3,000.00	3,000.00	3,898.14	3,500.00	3,500.00	3,500.00	3,500.00
Total Group									
	(1,053,541.75)	(1,114,722.82)	(1,166,439.00)	(1,166,439.00)	(1,148,311.67)	(1,461,475.00)	(1,461,475.00)	(1,461,475.00)	(1,461,475.00)
Total Dept 0000									
.	(1,053,541.75)	(1,114,722.82)	(1,166,439.00)	(1,166,439.00)	(1,148,311.67)	(1,461,475.00)	(1,461,475.00)	(1,461,475.00)	(1,461,475.00)
Total Type R									
Revenue	(1,053,541.75)	(1,114,722.82)	(1,166,439.00)	(1,166,439.00)	(1,148,311.67)	(1,461,475.00)	(1,461,475.00)	(1,461,475.00)	(1,461,475.00)

Date Prepared: 11/23/2016 02:29 PM

Report Date: 11/23/2016

Account Table:

Alt. Sort Table:

TOWN OF ISLIP

Budget Preparation Publication

Fiscal Year: 2017 Period From: 1 To: 12

BUD4050 1.0

Page 218 of 305

Prepared By: JLUDWIG

Account Description	2014 Actual	2015 Actual	Original 2016 Budget	Adjusted 2016 Budget	2016 Actual	2017 COMP MTGS Stage	2017 TENT BUD Stage	2017 PREL BUD Stage	2017 FINAL BUD Stage
Fund SA04									
Type E									
Dept 4544									
Group 4									
SA04.4544.40004									
ISLIP CONTRACT..	995,823.00	1,049,628.00	1,081,691.00	1,081,691.00	1,081,691.00	1,367,320.00	1,367,320.00	1,367,320.00	1,367,320.00
SA04.4544.45045									
ADMINISTRATIVE CHARGES..	63,791.00	70,189.00	69,748.00	69,748.00	34,874.00	79,155.00	79,155.00	79,155.00	79,155.00
Total Group 4									
CONTRACTUAL EXPENSE	1,059,614.00	1,119,817.00	1,151,439.00	1,151,439.00	1,116,565.00	1,446,475.00	1,446,475.00	1,446,475.00	1,446,475.00
Total Dept 4544									
EXCHANGE AMB. OF THE ISLIPS	1,059,614.00	1,119,817.00	1,151,439.00	1,151,439.00	1,116,565.00	1,446,475.00	1,446,475.00	1,446,475.00	1,446,475.00

Date Prepared: 11/23/2016 02:29 PM

Report Date: 11/23/2016

Account Table:

Alt. Sort Table:

TOWN OF ISLIP

Budget Preparation Publication

Fiscal Year: 2017 Period From: 1 To: 12

BUD4050 1.0

Page 219 of 305

Prepared By: JLUDWIG

Account Description	2014 Actual	2015 Actual	Original 2016 Budget	Adjusted 2016 Budget	2016 Actual	2017 COMP MTGS Stage	2017 TENT BUD Stage	2017 PREL BUD Stage	2017 FINAL BUD Stage
Fund SA04									
Type E									
Dept 9010									
Group 8									
SA04.9010.80010									
LOSAP..	9,000.00	9,290.17	15,000.00	15,000.00	(7,891.31)	15,000.00	15,000.00	15,000.00	15,000.00
Total Group 8									
EMPLOYEE BENEFITS	<u>9,000.00</u>	<u>9,290.17</u>	<u>15,000.00</u>	<u>15,000.00</u>	<u>(7,891.31)</u>	<u>15,000.00</u>	<u>15,000.00</u>	<u>15,000.00</u>	<u>15,000.00</u>
Total Dept 9010									
EMPLOYEE BENEFITS	<u>9,000.00</u>	<u>9,290.17</u>	<u>15,000.00</u>	<u>15,000.00</u>	<u>(7,891.31)</u>	<u>15,000.00</u>	<u>15,000.00</u>	<u>15,000.00</u>	<u>15,000.00</u>
Total Type E									
Expense	<u>1,068,614.00</u>	<u>1,129,107.17</u>	<u>1,166,439.00</u>	<u>1,166,439.00</u>	<u>1,108,673.69</u>	<u>1,461,475.00</u>	<u>1,461,475.00</u>	<u>1,461,475.00</u>	<u>1,461,475.00</u>
Total Fund SA04									
EXCHANGE AMBULANCE OF THE ISLIPS	<u>15,072.25</u>	<u>14,384.35</u>	<u>0.00</u>	<u>0.00</u>	<u>(39,637.98)</u>	<u>0.00</u>	<u>0.00</u>	<u>0.00</u>	<u>0.00</u>

Date Prepared: 11/23/2016 02:29 PM

Report Date: 11/23/2016

Account Table:

Alt. Sort Table:

TOWN OF ISLIP

Budget Preparation Publication

Fiscal Year: 2017 Period From: 1 To: 12

BUD4050 1.0

Page 220 of 305

Prepared By: JLUDWIG

Account Description	2014 Actual	2015 Actual	Original 2016 Budget	Adjusted 2016 Budget	2016 Actual	2017 COMP MTGS Stage	2017 TENT BUD Stage	2017 PREL BUD Stage	2017 FINAL BUD Stage
Fund SA05	SAYVILLE COMMUNITY AMBULANCE								
Type R	Revenue								
Group									
SA05.0000.01001.06									
REAL ESTATE TAXES.REAL ESTATE TAXES	2,194,883.00	2,307,476.00	2,268,331.00	2,268,331.00	2,268,331.00	2,226,202.00	2,226,202.00	2,226,202.00	2,226,202.00
SA05.0000.02401.09									
INTEREST EARNINGS.GENERAL	1,992.61	1,784.55	1,800.00	1,800.00	3,134.55	4,500.00	4,500.00	4,500.00	4,500.00
SA05.0000.02414.09									
IDA REC. (IN LIEU OF TXS-TWN).GENERAL	22,708.24	24,962.29	22,000.00	22,000.00	25,518.60	24,000.00	24,000.00	24,000.00	24,000.00
Total Group									
	(2,219,583.85)	(2,334,222.84)	(2,292,131.00)	(2,292,131.00)	(2,296,984.15)	(2,254,702.00)	(2,254,702.00)	(2,254,702.00)	(2,254,702.00)
Total Dept 0000									
.	(2,219,583.85)	(2,334,222.84)	(2,292,131.00)	(2,292,131.00)	(2,296,984.15)	(2,254,702.00)	(2,254,702.00)	(2,254,702.00)	(2,254,702.00)
Total Type R									
Revenue	(2,219,583.85)	(2,334,222.84)	(2,292,131.00)	(2,292,131.00)	(2,296,984.15)	(2,254,702.00)	(2,254,702.00)	(2,254,702.00)	(2,254,702.00)

Date Prepared: 11/23/2016 02:29 PM

Report Date: 11/23/2016

Account Table:

Alt. Sort Table:

TOWN OF ISLIP

Budget Preparation Publication

Fiscal Year: 2017 Period From: 1 To: 12

BUD4050 1.0

Page 221 of 305

Prepared By: JLUDWIG

Account Description	2014 Actual	2015 Actual	Original 2016 Budget	Adjusted 2016 Budget	2016 Actual	2017 COMP MTGS Stage	2017 TENT BUD Stage	2017 PREL BUD Stage	2017 FINAL BUD Stage
Fund SA05									
Type E									
Dept 4545									
Group 4									
SA05.4545.40005									
SAYVILLE CONTRACT..	2,158,800.00	2,140,800.00	2,122,500.00	2,122,500.00	2,122,500.00	2,070,800.00	2,070,800.00	2,070,800.00	2,070,800.00
SA05.4545.45045									
ADMINISTRATIVE CHARGES..	103,154.00	199,296.00	151,631.00	151,631.00	75,815.50	161,502.00	161,502.00	161,502.00	161,502.00
Total Group 4									
CONTRACTUAL EXPENSE	2,261,954.00	2,340,096.00	2,274,131.00	2,274,131.00	2,198,315.50	2,232,302.00	2,232,302.00	2,232,302.00	2,232,302.00
Total Dept 4545									
SAYVILLE AMBULANCE	2,261,954.00	2,340,096.00	2,274,131.00	2,274,131.00	2,198,315.50	2,232,302.00	2,232,302.00	2,232,302.00	2,232,302.00

Date Prepared: 11/23/2016 02:29 PM

Report Date: 11/23/2016

Account Table:

Alt. Sort Table:

TOWN OF ISLIP

Budget Preparation Publication

Fiscal Year: 2017 Period From: 1 To: 12

BUD4050 1.0

Page 222 of 305

Prepared By: JLUDWIG

Account Description	2014 Actual	2015 Actual	Original 2016 Budget	Adjusted 2016 Budget	2016 Actual	2017 COMP MTGS Stage	2017 TENT BUD Stage	2017 PREL BUD Stage	2017 FINAL BUD Stage
Fund SA05									
Type E									
Dept 9010									
Group 8									
SA05.9010.80010									
LOSAP..	21,083.09	24,493.31	18,000.00	18,000.00	(20,860.59)	22,400.00	22,400.00	22,400.00	22,400.00
Total Group 8									
EMPLOYEE BENEFITS	<u>21,083.09</u>	<u>24,493.31</u>	<u>18,000.00</u>	<u>18,000.00</u>	<u>(20,860.59)</u>	<u>22,400.00</u>	<u>22,400.00</u>	<u>22,400.00</u>	<u>22,400.00</u>
Total Dept 9010									
EMPLOYEE BENEFITS	<u>21,083.09</u>	<u>24,493.31</u>	<u>18,000.00</u>	<u>18,000.00</u>	<u>(20,860.59)</u>	<u>22,400.00</u>	<u>22,400.00</u>	<u>22,400.00</u>	<u>22,400.00</u>
Total Type E									
Expense	<u>2,283,037.09</u>	<u>2,364,589.31</u>	<u>2,292,131.00</u>	<u>2,292,131.00</u>	<u>2,177,454.91</u>	<u>2,254,702.00</u>	<u>2,254,702.00</u>	<u>2,254,702.00</u>	<u>2,254,702.00</u>
Total Fund SA05									
SAYVILLE COMMUNITY AMBULANCE	<u>63,453.24</u>	<u>30,366.47</u>	<u>0.00</u>	<u>0.00</u>	<u>(119,529.24)</u>	<u>0.00</u>	<u>0.00</u>	<u>0.00</u>	<u>0.00</u>

Date Prepared: 11/23/2016 02:29 PM

Report Date: 11/23/2016

Account Table:

Alt. Sort Table:

TOWN OF ISLIP

Budget Preparation Publication

Fiscal Year: 2017 Period From: 1 To: 12

BUD4050 1.0

Page 223 of 305

Prepared By: JLUDWIG

Account Description	2014 Actual	2015 Actual	Original 2016 Budget	Adjusted 2016 Budget	2016 Actual	2017 COMP MTGS Stage	2017 TENT BUD Stage	2017 PREL BUD Stage	2017 FINAL BUD Stage
Fund SF01	BAY SHORE FIRE PROTECTION								
Type R	Revenue								
Group									
SF01.0000.01001.06									
REAL ESTATE TAXES.REAL ESTATE TAXES	1,354,206.00	1,392,750.00	1,429,831.00	1,429,831.00	1,429,831.00	1,986,273.00	1,986,273.00	1,986,273.00	1,986,273.00
SF01.0000.01002.09									
APPRO F BAL.GENERAL	0.00	0.00	25,000.00	27,130.00	0.00	0.00	0.00	0.00	0.00
SF01.0000.02401.09									
INTEREST EARNINGS.GENERAL	2,411.09	1,785.95	1,700.00	1,700.00	2,000.13	2,000.00	2,000.00	2,000.00	2,000.00
Total Group									
	<u>(1,356,617.09)</u>	<u>(1,394,535.95)</u>	<u>(1,456,531.00)</u>	<u>(1,458,661.00)</u>	<u>(1,431,831.13)</u>	<u>(1,988,273.00)</u>	<u>(1,988,273.00)</u>	<u>(1,988,273.00)</u>	<u>(1,988,273.00)</u>
Total Dept 0000									
.	<u>(1,356,617.09)</u>	<u>(1,394,535.95)</u>	<u>(1,456,531.00)</u>	<u>(1,458,661.00)</u>	<u>(1,431,831.13)</u>	<u>(1,988,273.00)</u>	<u>(1,988,273.00)</u>	<u>(1,988,273.00)</u>	<u>(1,988,273.00)</u>
Total Type R									
Revenue	<u>(1,356,617.09)</u>	<u>(1,394,535.95)</u>	<u>(1,456,531.00)</u>	<u>(1,458,661.00)</u>	<u>(1,431,831.13)</u>	<u>(1,988,273.00)</u>	<u>(1,988,273.00)</u>	<u>(1,988,273.00)</u>	<u>(1,988,273.00)</u>

Date Prepared: 11/23/2016 02:29 PM

Report Date: 11/23/2016

Account Table:

Alt. Sort Table:

TOWN OF ISLIP

Budget Preparation Publication

Fiscal Year: 2017 Period From: 1 To: 12

BUD4050 1.0

Page 224 of 305

Prepared By: JLUDWIG

Account Description	2014 Actual	2015 Actual	Original 2016 Budget	Adjusted 2016 Budget	2016 Actual	2017 COMP MTGS Stage	2017 TENT BUD Stage	2017 PREL BUD Stage	2017 FINAL BUD Stage
Fund SF01									
Type E									
Dept 3410									
Group 4									
SF01.3410.43000									
INSURANCE..	90,789.00	108,849.00	109,000.00	111,130.00	111,130.00	120,007.00	120,007.00	120,007.00	120,007.00
SF01.3410.44310									
FIRE PROTECTION..	1,236,033.00	1,236,750.00	1,257,775.00	1,257,775.00	724,890.50	1,761,980.00	1,761,980.00	1,761,980.00	1,761,980.00
SF01.3410.45045									
ADMINISTRATIVE CHARGES..	81,706.00	79,735.00	89,756.00	89,756.00	44,878.00	97,386.00	97,386.00	97,386.00	97,386.00
Total Group 4									
CONTRACTUAL EXPENSE	1,408,528.00	1,425,334.00	1,456,531.00	1,458,661.00	880,898.50	1,979,373.00	1,979,373.00	1,979,373.00	1,979,373.00
Total Dept 3410									
FIRE PROTECTION	1,408,528.00	1,425,334.00	1,456,531.00	1,458,661.00	880,898.50	1,979,373.00	1,979,373.00	1,979,373.00	1,979,373.00

Date Prepared: 11/23/2016 02:29 PM

Report Date: 11/23/2016

Account Table:

Alt. Sort Table:

TOWN OF ISLIP

Budget Preparation Publication

Fiscal Year: 2017 Period From: 1 To: 12

BUD4050 1.0

Page 225 of 305

Prepared By: JLU DWIG

Account Description	2014 Actual	2015 Actual	Original 2016 Budget	Adjusted 2016 Budget	2016 Actual	2017 COMP MTGS Stage	2017 TENT BUD Stage	2017 PREL BUD Stage	2017 FINAL BUD Stage
Fund SF01									
Type E									
Dept 9730									
Group									
SF01.9730.60010									
SERIAL BONDS - PRINCIPAL	0.00	0.00	0.00	0.00	0.00	7,500.00	7,500.00	7,500.00	7,500.00
SF01.9730.70010									
SERIAL BONDS INTEREST	0.00	0.00	0.00	0.00	0.00	1,400.00	1,400.00	1,400.00	1,400.00
Total Group									
	0.00	0.00	0.00	0.00	0.00	8,900.00	8,900.00	8,900.00	8,900.00
Total Dept 9730									
DEBT SERVICE									
	0.00	0.00	0.00	0.00	0.00	8,900.00	8,900.00	8,900.00	8,900.00
Total Type E									
Expense									
	1,408,528.00	1,425,334.00	1,456,531.00	1,458,661.00	880,898.50	1,988,273.00	1,988,273.00	1,988,273.00	1,988,273.00
Total Fund SF01									
BAY SHORE FIRE PROTECTION									
	51,910.91	30,798.05	0.00	0.00	(550,932.63)	0.00	0.00	0.00	0.00

Date Prepared: 11/23/2016 02:29 PM

Report Date: 11/23/2016

Account Table:

Alt. Sort Table:

TOWN OF ISLIP

Budget Preparation Publication

Fiscal Year: 2017 Period From: 1 To: 12

BUD4050 1.0

Page 226 of 305

Prepared By: JLUDWIG

Account Description	2014 Actual	2015 Actual	Original 2016 Budget	Adjusted 2016 Budget	2016 Actual	2017 COMP MTGS Stage	2017 TENT BUD Stage	2017 PREL BUD Stage	2017 FINAL BUD Stage
Fund SF02									
FIRE ISLAND FIRE PROTECTION									
Type R									
Revenue									
Group									
SF02.0000.01001.06									
REAL ESTATE TAXES.REAL ESTATE TAXES	243,524.00	125,000.00	132,500.00	132,500.00	132,500.00	149,213.00	149,213.00	149,213.00	149,213.00
SF02.0000.01002.09									
APPRO F BAL.GENERAL	0.00	0.00	27,327.00	27,327.00	0.00	20,000.00	20,000.00	20,000.00	20,000.00
SF02.0000.02401.09									
INTEREST EARNINGS.GENERAL	300.90	226.20	200.00	200.00	207.21	250.00	250.00	250.00	250.00
Total Group									
	(243,824.90)	(125,226.20)	(160,027.00)	(160,027.00)	(132,707.21)	(169,463.00)	(169,463.00)	(169,463.00)	(169,463.00)
Total Dept 0000									
.	(243,824.90)	(125,226.20)	(160,027.00)	(160,027.00)	(132,707.21)	(169,463.00)	(169,463.00)	(169,463.00)	(169,463.00)
Total Type R									
Revenue	(243,824.90)	(125,226.20)	(160,027.00)	(160,027.00)	(132,707.21)	(169,463.00)	(169,463.00)	(169,463.00)	(169,463.00)

Date Prepared: 11/23/2016 02:29 PM

Report Date: 11/23/2016

Account Table:

Alt. Sort Table:

TOWN OF ISLIP

Budget Preparation Publication

Fiscal Year: 2017 Period From: 1 To: 12

BUD4050 1.0

Page 227 of 305

Prepared By: JLU DWIG

Account Description	2014 Actual	2015 Actual	Original 2016 Budget	Adjusted 2016 Budget	2016 Actual	2017 COMP MTGS Stage	2017 TENT BUD Stage	2017 PREL BUD Stage	2017 FINAL BUD Stage
Fund SF02									
Type E									
Dept 3410									
Group 4									
SF02.3410.44310									
FIRE PROTECTION..	136,759.00	143,596.00	150,776.00	150,776.00	150,776.00	159,000.00	159,000.00	159,000.00	159,000.00
SF02.3410.45045									
ADMINISTRATIVE CHARGES..	8,115.00	9,031.00	9,251.00	9,251.00	4,625.50	10,463.00	10,463.00	10,463.00	10,463.00
Total Group 4									
CONTRACTUAL EXPENSE	144,874.00	152,627.00	160,027.00	160,027.00	155,401.50	169,463.00	169,463.00	169,463.00	169,463.00
Total Dept 3410									
FIRE PROTECTION	144,874.00	152,627.00	160,027.00	160,027.00	155,401.50	169,463.00	169,463.00	169,463.00	169,463.00
Total Type E									
Expense	144,874.00	152,627.00	160,027.00	160,027.00	155,401.50	169,463.00	169,463.00	169,463.00	169,463.00
Total Fund SF02									
FIRE ISLAND FIRE PROTECTION	(98,950.90)	27,400.80	0.00	0.00	22,694.29	0.00	0.00	0.00	0.00

Date Prepared: 11/23/2016 02:29 PM

Report Date: 11/23/2016

Account Table:

Alt. Sort Table:

TOWN OF ISLIP

Budget Preparation Publication

Fiscal Year: 2017 Period From: 1 To: 12

BUD4050 1.0

Page 228 of 305

Prepared By: JLUDWIG

Account Description	2014 Actual	2015 Actual	Original 2016 Budget	Adjusted 2016 Budget	2016 Actual	2017 COMP MTGS Stage	2017 TENT BUD Stage	2017 PREL BUD Stage	2017 FINAL BUD Stage
Fund SF03	SEAVIEW FIRE PROTECTION								
Type R	Revenue								
Group									
SF03.0000.01001.06									
REAL ESTATE TAXES.REAL ESTATE TAXES	291,027.00	272,000.00	285,837.00	285,837.00	285,837.00	309,329.00	309,329.00	309,329.00	309,329.00
SF03.0000.01002.09									
APPRO F BAL.GENERAL	0.00	0.00	10,827.00	10,827.00	0.00	5,000.00	5,000.00	5,000.00	5,000.00
SF03.0000.02401.09									
INTEREST EARNINGS.GENERAL	240.18	115.63	200.00	200.00	94.96	80.00	80.00	80.00	80.00
Total Group									
	(291,267.18)	(272,115.63)	(296,864.00)	(296,864.00)	(285,931.96)	(314,409.00)	(314,409.00)	(314,409.00)	(314,409.00)
Total Dept 0000									
.	(291,267.18)	(272,115.63)	(296,864.00)	(296,864.00)	(285,931.96)	(314,409.00)	(314,409.00)	(314,409.00)	(314,409.00)
Total Type R									
Revenue	(291,267.18)	(272,115.63)	(296,864.00)	(296,864.00)	(285,931.96)	(314,409.00)	(314,409.00)	(314,409.00)	(314,409.00)

Date Prepared: 11/23/2016 02:29 PM

Report Date: 11/23/2016

Account Table:

Alt. Sort Table:

TOWN OF ISLIP

Budget Preparation Publication

Fiscal Year: 2017 Period From: 1 To: 12

BUD4050 1.0

Page 229 of 305

Prepared By: JLU DWIG

Account Description	2014 Actual	2015 Actual	Original 2016 Budget	Adjusted 2016 Budget	2016 Actual	2017 COMP MTGS Stage	2017 TENT BUD Stage	2017 PREL BUD Stage	2017 FINAL BUD Stage
Fund SF03									
Type E									
Dept 3410									
Group 4									
SF03.3410.44310									
FIRE PROTECTION..	253,698.00	266,383.00	279,702.00	279,702.00	279,702.00	295,000.00	295,000.00	295,000.00	295,000.00
SF03.3410.45045									
ADMINISTRATIVE CHARGES..	15,054.00	16,754.00	17,162.00	17,162.00	8,581.00	19,409.00	19,409.00	19,409.00	19,409.00
Total Group 4									
CONTRACTUAL EXPENSE	268,752.00	283,137.00	296,864.00	296,864.00	288,283.00	314,409.00	314,409.00	314,409.00	314,409.00
Total Dept 3410									
FIRE PROTECTION	268,752.00	283,137.00	296,864.00	296,864.00	288,283.00	314,409.00	314,409.00	314,409.00	314,409.00
Total Type E									
Expense	268,752.00	283,137.00	296,864.00	296,864.00	288,283.00	314,409.00	314,409.00	314,409.00	314,409.00
Total Fund SF03									
SEAVIEW FIRE PROTECTION	(22,515.18)	11,021.37	0.00	0.00	2,351.04	0.00	0.00	0.00	0.00

Date Prepared: 11/23/2016 02:29 PM

Report Date: 11/23/2016

Account Table:

Alt. Sort Table:

TOWN OF ISLIP

Budget Preparation Publication

Fiscal Year: 2017 Period From: 1 To: 12

BUD4050 1.0

Page 230 of 305

Prepared By: JLUDWIG

Account Description	2014 Actual	2015 Actual	Original 2016 Budget	Adjusted 2016 Budget	2016 Actual	2017 COMP MTGS Stage	2017 TENT BUD Stage	2017 PREL BUD Stage	2017 FINAL BUD Stage
Fund SF04	ATLANTIQUE FIRE PROTECTION								
Type R	Revenue								
Group									
SF04.0000.01001.06									
REAL ESTATE TAXES.REAL ESTATE TAXES	79,955.00	71,000.00	74,664.00	74,664.00	74,664.00	81,614.00	81,614.00	81,614.00	81,614.00
SF04.0000.01002.09									
APPRO F BAL.GENERAL	0.00	0.00	3,873.00	3,873.00	0.00	1,500.00	1,500.00	1,500.00	1,500.00
SF04.0000.02401.09									
INTEREST EARNINGS.GENERAL	71.75	32.29	60.00	60.00	28.65	25.00	25.00	25.00	25.00
Total Group									
	(80,026.75)	(71,032.29)	(78,597.00)	(78,597.00)	(74,692.65)	(83,139.00)	(83,139.00)	(83,139.00)	(83,139.00)
Total Dept 0000									
.	(80,026.75)	(71,032.29)	(78,597.00)	(78,597.00)	(74,692.65)	(83,139.00)	(83,139.00)	(83,139.00)	(83,139.00)
Total Type R									
Revenue	(80,026.75)	(71,032.29)	(78,597.00)	(78,597.00)	(74,692.65)	(83,139.00)	(83,139.00)	(83,139.00)	(83,139.00)

Date Prepared: 11/23/2016 02:29 PM

Report Date: 11/23/2016

Account Table:

Alt. Sort Table:

TOWN OF ISLIP

Budget Preparation Publication

Fiscal Year: 2017 Period From: 1 To: 12

BUD4050 1.0

Page 231 of 305

Prepared By: JLU DWIG

Account Description	2014 Actual	2015 Actual	Original 2016 Budget	Adjusted 2016 Budget	2016 Actual	2017 COMP MTGS Stage	2017 TENT BUD Stage	2017 PREL BUD Stage	2017 FINAL BUD Stage
Fund SF04									
Type E									
Dept 3410									
Group 4									
SF04.3410.44310									
FIRE PROTECTION..	67,169.00	70,527.00	74,053.00	74,053.00	74,053.00	78,000.00	78,000.00	78,000.00	78,000.00
SF04.3410.45045									
ADMINISTRATIVE CHARGES..	3,986.00	4,436.00	4,544.00	4,544.00	2,272.00	5,139.00	5,139.00	5,139.00	5,139.00
Total Group 4									
CONTRACTUAL EXPENSE	71,155.00	74,963.00	78,597.00	78,597.00	76,325.00	83,139.00	83,139.00	83,139.00	83,139.00
Total Dept 3410									
FIRE PROTECTION	71,155.00	74,963.00	78,597.00	78,597.00	76,325.00	83,139.00	83,139.00	83,139.00	83,139.00
Total Type E									
Expense	71,155.00	74,963.00	78,597.00	78,597.00	76,325.00	83,139.00	83,139.00	83,139.00	83,139.00
Total Fund SF04									
ATLANTIQUE FIRE PROTECTION	(8,871.75)	3,930.71	0.00	0.00	1,632.35	0.00	0.00	0.00	0.00

Date Prepared: 11/23/2016 02:29 PM

Report Date: 11/23/2016

Account Table:

Alt. Sort Table:

TOWN OF ISLIP

Budget Preparation Publication

Fiscal Year: 2017 Period From: 1 To: 12

BUD4050 1.0

Page 232 of 305

Prepared By: JLU DWIG

Account Description	2014 Actual	2015 Actual	Original 2016 Budget	Adjusted 2016 Budget	2016 Actual	2017 COMP MTGS Stage	2017 TENT BUD Stage	2017 PREL BUD Stage	2017 FINAL BUD Stage
Fund SL	STREET LIGHT DISTRICT								
Type R	Revenue								
Group									
SL.0000.01001.06									
REAL ESTATE TAXES.REAL ESTATE TAXES	3,824,269.00	3,611,869.00	3,274,997.00	3,274,997.00	3,274,997.00	3,529,511.00	3,529,511.00	3,529,511.00	3,529,511.00
SL.0000.01002.09									
APPRO F BAL.GENERAL	0.00	0.00	400,000.00	400,000.00	0.00	331,902.00	331,902.00	331,902.00	331,902.00
SL.0000.02401.07									
INTEREST EARNINGS.D.P.W.	17,842.75	16,982.00	13,800.00	13,800.00	12,231.97	19,000.00	19,000.00	19,000.00	19,000.00
SL.0000.02414.09									
IDA REC.(IN LIEU OF TXS-TWN).GENERAL	67,892.12	66,992.90	60,000.00	60,000.00	63,603.47	60,000.00	60,000.00	60,000.00	60,000.00
SL.0000.02415.09									
IDA REC.(IN LIEU OF TXS-CNTY).GENERAL	8,144.43	21,533.60	8,200.00	8,200.00	0.00	15,000.00	15,000.00	15,000.00	15,000.00
SL.0000.02650.07									
OTHER SALES (ST.LIGHTS).D.P.W.	0.00	6,648.45	0.00	0.00	2,825.00	0.00	0.00	0.00	0.00
SL.0000.02680.07									
INSURANCE RECOVERIES.D.P.W.	30,273.89	7,039.02	0.00	0.00	40,041.10	7,000.00	7,000.00	7,000.00	7,000.00
SL.0000.02701.09									
REFUND PRIOR YR.APPROP..GENERAL	0.00	0.25	0.00	0.00	0.00	0.00	0.00	0.00	0.00
Total Group									
	(3,948,422.19)	(3,731,065.22)	(3,756,997.00)	(3,756,997.00)	(3,393,698.54)	(3,962,413.00)	(3,962,413.00)	(3,962,413.00)	(3,962,413.00)
Total Dept 0000									
.	(3,948,422.19)	(3,731,065.22)	(3,756,997.00)	(3,756,997.00)	(3,393,698.54)	(3,962,413.00)	(3,962,413.00)	(3,962,413.00)	(3,962,413.00)
Total Type R									
Revenue	(3,948,422.19)	(3,731,065.22)	(3,756,997.00)	(3,756,997.00)	(3,393,698.54)	(3,962,413.00)	(3,962,413.00)	(3,962,413.00)	(3,962,413.00)

Date Prepared: 11/23/2016 02:29 PM

Report Date: 11/23/2016

Account Table:

Alt. Sort Table:

TOWN OF ISLIP

Budget Preparation Publication

Fiscal Year: 2017 Period From: 1 To: 12

BUD4050 1.0

Page 233 of 305

Prepared By: JLUDWIG

Account Description	2014 Actual	2015 Actual	Original 2016 Budget	Adjusted 2016 Budget	2016 Actual	2017 COMP MTGS Stage	2017 TENT BUD Stage	2017 PREL BUD Stage	2017 FINAL BUD Stage
Fund SL									
Type E									
Dept 1980									
Group 4									
SL.1980.41234									
MTA PAYROLL TAX	199.12	223.15	300.00	300.00	244.35	300.00	300.00	300.00	300.00
Total Group 4									
CONTRACTUAL EXPENSE	199.12	223.15	300.00	300.00	244.35	300.00	300.00	300.00	300.00
Total Dept 1980									
MTA PAYROLL TAX	199.12	223.15	300.00	300.00	244.35	300.00	300.00	300.00	300.00

TOWN OF ISLIP

Budget Preparation Publication

Fiscal Year: 2017 Period From: 1 To: 12

Account Description	2014 Actual	2015 Actual	Original 2016 Budget	Adjusted 2016 Budget	2016 Actual	2017 COMP MTGS Stage	2017 TENT BUD Stage	2017 PREL BUD Stage	2017 FINAL BUD Stage
Fund SL									
Type E									
Dept 5182									
Group 1									
STREET LIGHT DISTRICT									
Expense									
STREET LIGHTING									
PERSONAL SERVICES									
SL.5182.11882									
LIGHTING INSPECTOR	51,342.97	52,626.49	52,500.00	52,500.00	53,278.02	55,100.00	55,100.00	55,100.00	55,100.00
SL.5182.19650									
OVERTIME..	4,214.97	4,018.12	6,000.00	6,000.00	4,549.33	6,000.00	6,000.00	6,000.00	6,000.00
SL.5182.19990									
PART TIME REGULAR..	1,941.00	2,625.00	10,000.00	15,000.00	9,634.50	12,000.00	12,000.00	12,000.00	12,000.00
SL.5182.19991									
PART TIME SUMMER..	0.00	700.00	5,000.00	0.00	0.00	0.00	0.00	0.00	0.00
Total Group 1									
PERSONAL SERVICES	57,498.94	59,969.61	73,500.00	73,500.00	67,461.85	73,100.00	73,100.00	73,100.00	73,100.00
Group 2									
EQUIPMENT & CAPITAL OUTLAY									
SL.5182.22500									
OTHER EQUIPMENT..	55,275.95	77,462.89	80,000.00	133,810.50	82,118.50	0.00	0.00	0.00	0.00
SL.5182.22505									
STREET LIGHT INSTALLATION..	0.00	20,246.00	100,000.00	81,500.00	0.00	240,000.00	240,000.00	240,000.00	240,000.00
Total Group 2									
EQUIPMENT & CAPITAL OUTLAY	55,275.95	97,708.89	180,000.00	215,310.50	82,118.50	240,000.00	240,000.00	240,000.00	240,000.00
Group 4									
CONTRACTUAL EXPENSE									
SL.5182.41000									
OFFICE SUPPLIES..	0.00	559.92	0.00	0.00	0.00	0.00	0.00	0.00	0.00
SL.5182.41770									
MATERIAL AND SUPPLIES..	46,361.10	15,004.00	60,000.00	71,760.00	11,760.00	75,000.00	75,000.00	75,000.00	75,000.00
SL.5182.42000									
ELECTRIC..	1,485,006.83	1,409,209.23	1,400,000.00	1,400,000.00	912,862.05	1,500,000.00	1,500,000.00	1,500,000.00	1,500,000.00
SL.5182.44076									
POLE RENTAL..	122,497.70	116,442.40	125,000.00	126,806.32	76,204.85	150,000.00	150,000.00	150,000.00	150,000.00
SL.5182.44120									
EQUIPMENT REPAIR..	125,000.00	278,371.79	130,000.00	230,000.00	180,942.12	25,000.00	25,000.00	25,000.00	25,000.00
SL.5182.44125									
STREET LIGHT MAINTENANCE..	478,640.60	452,088.92	800,000.00	700,000.00	380,525.59	825,000.00	825,000.00	825,000.00	825,000.00
SL.5182.45045									
ADMINISTRATIVE CHARGES..	320,216.00	300,430.00	277,911.00	277,911.00	138,955.50	339,849.00	339,849.00	339,849.00	339,849.00

Date Prepared: 11/23/2016 02:29 PM

Report Date: 11/23/2016

Account Table:

Alt. Sort Table:

TOWN OF ISLIP

Budget Preparation Publication

Fiscal Year: 2017 Period From: 1 To: 12

BUD4050 1.0

Page 235 of 305

Prepared By: JLUDWIG

Account Description	2014 Actual	2015 Actual	Original 2016 Budget	Adjusted 2016 Budget	2016 Actual	2017 COMP MTGS Stage	2017 TENT BUD Stage	2017 PREL BUD Stage	2017 FINAL BUD Stage
Fund SL									
Type E									
Dept 5182									
Group 4									
Total Group 4									
CONTRACTUAL EXPENSE	2,577,722.23	2,572,106.26	2,792,911.00	2,806,477.32	1,701,250.11	2,914,849.00	2,914,849.00	2,914,849.00	2,914,849.00
Total Dept 5182									
STREET LIGHTING	2,690,497.12	2,729,784.76	3,046,411.00	3,095,287.82	1,850,830.46	3,227,949.00	3,227,949.00	3,227,949.00	3,227,949.00

Date Prepared: 11/23/2016 02:29 PM

Report Date: 11/23/2016

Account Table:

Alt. Sort Table:

TOWN OF ISLIP

Budget Preparation Publication

Fiscal Year: 2017 Period From: 1 To: 12

BUD4050 1.0

Page 236 of 305

Prepared By: JLUDWIG

Account Description	2014 Actual	2015 Actual	Original 2016 Budget	Adjusted 2016 Budget	2016 Actual	2017 COMP MTGS Stage	2017 TENT BUD Stage	2017 PREL BUD Stage	2017 FINAL BUD Stage
Fund SL									
Type E									
Dept 9010									
Group 8									
SL.9010.80010									
STATE RETIREMENT..	8,386.40	12,200.13	15,000.00	15,000.00	2,758.51	14,000.00	14,000.00	14,000.00	14,000.00
SL.9010.80020									
SOCIAL SEC TAX..	4,510.70	5,006.42	6,100.00	6,100.00	5,498.70	5,600.00	5,600.00	5,600.00	5,600.00
SL.9010.80040									
HOSP & MEDICAL INSURANCE..	62,570.03	66,314.86	85,000.00	85,000.00	61,543.15	90,000.00	90,000.00	90,000.00	90,000.00
SL.9010.80050									
WELFARE PAYMENTS..	760.00	820.00	800.00	800.00	725.00	1,000.00	1,000.00	1,000.00	1,000.00
SL.9010.80060									
UNEMPLOYMENT INSURANCE..	0.00	0.00	1,000.00	1,000.00	0.00	0.00	0.00	0.00	0.00
Total Group 8									
EMPLOYEE BENEFITS	76,227.13	84,341.41	107,900.00	107,900.00	70,525.36	110,600.00	110,600.00	110,600.00	110,600.00
Total Dept 9010									
EMPLOYEE BENEFITS	76,227.13	84,341.41	107,900.00	107,900.00	70,525.36	110,600.00	110,600.00	110,600.00	110,600.00

Date Prepared: 11/23/2016 02:29 PM
Report Date: 11/23/2016
Account Table:
Alt. Sort Table:

TOWN OF ISLIP
Budget Preparation Publication

Fiscal Year: 2017 Period From: 1 To: 12

Account Description	2014 Actual	2015 Actual	Original 2016 Budget	Adjusted 2016 Budget	2016 Actual	2017 COMP MTGS Stage	2017 TENT BUD Stage	2017 PREL BUD Stage	2017 FINAL BUD Stage
Fund SL									
Type E									
Dept 9510									
Group 9									
SL.9510.90100									
TRANS TO WORK/COMP - CS02..	3,008.40	5,329.00	4,018.00	4,018.00	2,009.00	3,564.00	3,564.00	3,564.00	3,564.00
Total Group 9 TRANSFERS	3,008.40	5,329.00	4,018.00	4,018.00	2,009.00	3,564.00	3,564.00	3,564.00	3,564.00
Total Dept 9510 INTERFUND TRANSFERS	3,008.40	5,329.00	4,018.00	4,018.00	2,009.00	3,564.00	3,564.00	3,564.00	3,564.00

Date Prepared: 11/23/2016 02:29 PM

Report Date: 11/23/2016

Account Table:

Alt. Sort Table:

TOWN OF ISLIP

Budget Preparation Publication

Fiscal Year: 2017 Period From: 1 To: 12

BUD4050 1.0

Page 238 of 305

Prepared By: JLUDWIG

Account Description	2014 Actual	2015 Actual	Original 2016 Budget	Adjusted 2016 Budget	2016 Actual	2017 COMP MTGS Stage	2017 TENT BUD Stage	2017 PREL BUD Stage	2017 FINAL BUD Stage
Fund SL									
Type E									
Dept 9730									
Group 6									
STREET LIGHT DISTRICT									
Expense									
DEBT SERVICE									
PRINCIPAL ON INDEBTEDNESS									
SL.9730.60010									
SERIAL BONDS - PRINCIPAL..	25,174.83	26,373.63	27,440.00	27,440.00	29,836.83	24,000.00	24,000.00	24,000.00	24,000.00
Total Group 6									
PRINCIPAL ON INDEBTEDNESS	25,174.83	26,373.63	27,440.00	27,440.00	29,836.83	24,000.00	24,000.00	24,000.00	24,000.00
Group 7									
INTEREST ON INDEBTEDNESS									
SL.9730.70010									
SERIAL BONDS INTEREST..	12,863.80	11,982.68	10,928.00	10,928.00	6,269.08	11,000.00	11,000.00	11,000.00	11,000.00
Total Group 7									
INTEREST ON INDEBTEDNESS	12,863.80	11,982.68	10,928.00	10,928.00	6,269.08	11,000.00	11,000.00	11,000.00	11,000.00
Total Dept 9730									
DEBT SERVICE	38,038.63	38,356.31	38,368.00	38,368.00	36,105.91	35,000.00	35,000.00	35,000.00	35,000.00

Date Prepared: 11/23/2016 02:29 PM

Report Date: 11/23/2016

Account Table:

Alt. Sort Table:

TOWN OF ISLIP

Budget Preparation Publication

Fiscal Year: 2017 Period From: 1 To: 12

BUD4050 1.0

Page 239 of 305

Prepared By: JLUDWIG

Account Description	2014 Actual	2015 Actual	Original 2016 Budget	Adjusted 2016 Budget	2016 Actual	2017 COMP MTGS Stage	2017 TENT BUD Stage	2017 PREL BUD Stage	2017 FINAL BUD Stage
Fund SL									
Type E									
Dept 9780									
Group 6									
STREET LIGHT DISTRICT									
Expense									
OTHER DEBT SERVICE									
PRINCIPAL ON INDEBTEDNESS									
SL.9780.60040									
NYPA PRINCIPAL	60,557.56	523,466.33	530,000.00	530,000.00	481,328.56	550,000.00	550,000.00	550,000.00	550,000.00
Total Group 6									
PRINCIPAL ON INDEBTEDNESS	60,557.56	523,466.33	530,000.00	530,000.00	481,328.56	550,000.00	550,000.00	550,000.00	550,000.00
Group 7									
INTEREST ON INDEBTEDNESS									
SL.9780.70040									
NYPA INTEREST PAYMENT	5,422.56	26,755.63	30,000.00	30,000.00	25,062.93	35,000.00	35,000.00	35,000.00	35,000.00
Total Group 7									
INTEREST ON INDEBTEDNESS	5,422.56	26,755.63	30,000.00	30,000.00	25,062.93	35,000.00	35,000.00	35,000.00	35,000.00
Total Dept 9780									
OTHER DEBT SERVICE	65,980.12	550,221.96	560,000.00	560,000.00	506,391.49	585,000.00	585,000.00	585,000.00	585,000.00
Total Type E									
Expense	2,873,950.52	3,408,256.59	3,756,997.00	3,805,873.82	2,466,106.57	3,962,413.00	3,962,413.00	3,962,413.00	3,962,413.00
Total Fund SL									
STREET LIGHT DISTRICT	(1,074,471.67)	(322,808.63)	0.00	48,876.82	(927,591.97)	0.00	0.00	0.00	0.00

Date Prepared: 11/23/2016 02:29 PM

Report Date: 11/23/2016

Account Table:

Alt. Sort Table:

TOWN OF ISLIP

Budget Preparation Publication

Fiscal Year: 2017 Period From: 1 To: 12

BUD4050 1.0

Page 240 of 305

Prepared By: JLUDWIG

Account Description	2014 Actual	2015 Actual	Original 2016 Budget	Adjusted 2016 Budget	2016 Actual	2017 COMP MTGS Stage	2017 TENT BUD Stage	2017 PREL BUD Stage	2017 FINAL BUD Stage
Fund SL02									
OCONEE STREET LIGHTING									
Type R									
Group									
SL02.0000.01001.06									
REAL ESTATE TAXES.REAL ESTATE TAXES	15,803.00	15,506.00	12,562.00	12,562.00	12,562.00	13,048.00	13,048.00	13,048.00	13,048.00
SL02.0000.01002.09									
APPRO FUND BALANCE.GENERAL	0.00	0.00	500.00	500.00	0.00	500.00	500.00	500.00	500.00
SL02.0000.02401.09									
INTEREST EARNINGS.GENERAL	48.71	34.62	20.00	20.00	26.13	45.00	45.00	45.00	45.00
Total Group									
	(15,851.71)	(15,540.62)	(13,082.00)	(13,082.00)	(12,588.13)	(13,593.00)	(13,593.00)	(13,593.00)	(13,593.00)
Total Dept 0000									
.	(15,851.71)	(15,540.62)	(13,082.00)	(13,082.00)	(12,588.13)	(13,593.00)	(13,593.00)	(13,593.00)	(13,593.00)
Total Type R									
Revenue	(15,851.71)	(15,540.62)	(13,082.00)	(13,082.00)	(12,588.13)	(13,593.00)	(13,593.00)	(13,593.00)	(13,593.00)

Date Prepared: 11/23/2016 02:29 PM

Report Date: 11/23/2016

Account Table:

Alt. Sort Table:

TOWN OF ISLIP

Budget Preparation Publication

Fiscal Year: 2017 Period From: 1 To: 12

BUD4050 1.0

Page 241 of 305

Prepared By: JLUDWIG

Account Description	2014 Actual	2015 Actual	Original 2016 Budget	Adjusted 2016 Budget	2016 Actual	2017 COMP MTGS Stage	2017 TENT BUD Stage	2017 PREL BUD Stage	2017 FINAL BUD Stage
Fund SL02									
Type E									
Dept 5184									
Group 4									
SL02.5184.45045									
ADMINISTRATIVE CHARGES..	1,404.00	1,118.00	963.00	963.00	481.50	831.00	831.00	831.00	831.00
Total Group 4									
CONTRACTUAL EXPENSE	1,404.00	1,118.00	963.00	963.00	481.50	831.00	831.00	831.00	831.00
Total Dept 5184									
OCONEE STREET LIGHTING	1,404.00	1,118.00	963.00	963.00	481.50	831.00	831.00	831.00	831.00

Date Prepared: 11/23/2016 02:29 PM

Report Date: 11/23/2016

Account Table:

Alt. Sort Table:

TOWN OF ISLIP

Budget Preparation Publication

Fiscal Year: 2017 Period From: 1 To: 12

BUD4050 1.0

Page 242 of 305

Prepared By: JLU DWIG

Account Description	2014 Actual	2015 Actual	Original 2016 Budget	Adjusted 2016 Budget	2016 Actual	2017 COMP MTGS Stage	2017 TENT BUD Stage	2017 PREL BUD Stage	2017 FINAL BUD Stage
Fund SL02									
Type E									
Dept 9730									
Group 6									
SL02.9730.60010									
SERIAL BONDS - PRINCIPAL..	10,921.00	11,375.00	11,874.00	11,874.00	11,873.11	11,375.00	11,375.00	11,375.00	11,375.00
Total Group 6									
PRINCIPAL ON INDEBTEDNESS	<u>10,921.00</u>	<u>11,375.00</u>	<u>11,874.00</u>	<u>11,874.00</u>	<u>11,873.11</u>	<u>11,375.00</u>	<u>11,375.00</u>	<u>11,375.00</u>	<u>11,375.00</u>
Group 7									
SL02.9730.70010									
SERIAL BONDS INTEREST..	3,997.32	724.36	245.00	245.00	244.88	1,387.00	1,387.00	1,387.00	1,387.00
Total Group 7									
INTEREST ON INDEBTEDNESS	<u>3,997.32</u>	<u>724.36</u>	<u>245.00</u>	<u>245.00</u>	<u>244.88</u>	<u>1,387.00</u>	<u>1,387.00</u>	<u>1,387.00</u>	<u>1,387.00</u>
Total Dept 9730									
DEBT SERVICE	<u>14,918.32</u>	<u>12,099.36</u>	<u>12,119.00</u>	<u>12,119.00</u>	<u>12,117.99</u>	<u>12,762.00</u>	<u>12,762.00</u>	<u>12,762.00</u>	<u>12,762.00</u>
Total Type E									
Expense	<u>16,322.32</u>	<u>13,217.36</u>	<u>13,082.00</u>	<u>13,082.00</u>	<u>12,599.49</u>	<u>13,593.00</u>	<u>13,593.00</u>	<u>13,593.00</u>	<u>13,593.00</u>
Total Fund SL02									
OCONEE STREET LIGHTING	<u>470.61</u>	<u>(2,323.26)</u>	<u>0.00</u>	<u>0.00</u>	<u>11.36</u>	<u>0.00</u>	<u>0.00</u>	<u>0.00</u>	<u>0.00</u>

Date Prepared: 11/23/2016 02:29 PM

Report Date: 11/23/2016

Account Table:

Alt. Sort Table:

TOWN OF ISLIP

Budget Preparation Publication

Fiscal Year: 2017 Period From: 1 To: 12

BUD4050 1.0

Page 243 of 305

Prepared By: JLUDWIG

Account Description	2014 Actual	2015 Actual	Original 2016 Budget	Adjusted 2016 Budget	2016 Actual	2017 COMP MTGS Stage	2017 TENT BUD Stage	2017 PREL BUD Stage	2017 FINAL BUD Stage
Fund SM	FAIR HARBOR DOCK DISTRICT								
Type R	Revenue								
Group									
SM.0000.01001.06									
REAL ESTATE TAXES.REAL ESTATE TAXES	12,300.00	10,000.00	9,942.00	9,942.00	9,942.00	1,046.00	1,046.00	1,046.00	1,046.00
SM.0000.01002.09									
APPRO F BAL.GENERAL	0.00	0.00	3,437.00	3,437.00	0.00	2,400.00	2,400.00	2,400.00	2,400.00
SM.0000.02401.09									
INTEREST EARNINGS.GENERAL	285.14	264.98	200.00	200.00	192.92	300.00	300.00	300.00	300.00
Total Group									
	(12,585.14)	(10,264.98)	(13,579.00)	(13,579.00)	(10,134.92)	(3,746.00)	(3,746.00)	(3,746.00)	(3,746.00)
Total Dept 0000									
.	(12,585.14)	(10,264.98)	(13,579.00)	(13,579.00)	(10,134.92)	(3,746.00)	(3,746.00)	(3,746.00)	(3,746.00)
Total Type R									
Revenue	(12,585.14)	(10,264.98)	(13,579.00)	(13,579.00)	(10,134.92)	(3,746.00)	(3,746.00)	(3,746.00)	(3,746.00)

Date Prepared: 11/23/2016 02:29 PM

Report Date: 11/23/2016

Account Table:

Alt. Sort Table:

TOWN OF ISLIP

Budget Preparation Publication

Fiscal Year: 2017 Period From: 1 To: 12

BUD4050 1.0

Page 244 of 305

Prepared By: JLU DWIG

Account Description	2014 Actual	2015 Actual	Original 2016 Budget	Adjusted 2016 Budget	2016 Actual	2017 COMP MTGS Stage	2017 TENT BUD Stage	2017 PREL BUD Stage	2017 FINAL BUD Stage
Fund SM									
Type E									
Dept 7230									
Group 4									
SM.7230.44110									
PROPERTY REPAIR..	0.00	0.00	10,000.00	10,000.00	1,582.00	0.00	0.00	0.00	0.00
SM.7230.45006									
OUTSIDE PROFESSIONAL..	2,500.00	2,500.00	2,500.00	2,500.00	2,500.00	2,500.00	2,500.00	2,500.00	2,500.00
SM.7230.45045									
ADMINISTRATIVE CHARGES..	1,425.00	1,507.00	229.00	229.00	114.50	246.00	246.00	246.00	246.00
SM.7230.46900									
MISCELLANEOUS & TRAVEL..	0.00	0.00	850.00	850.00	581.00	1,000.00	1,000.00	1,000.00	1,000.00
Total Group 4									
CONTRACTUAL EXPENSE	3,925.00	4,007.00	13,579.00	13,579.00	4,777.50	3,746.00	3,746.00	3,746.00	3,746.00
Total Dept 7230									
MARINA AND DOCKS	3,925.00	4,007.00	13,579.00	13,579.00	4,777.50	3,746.00	3,746.00	3,746.00	3,746.00
Total Type E									
Expense	3,925.00	4,007.00	13,579.00	13,579.00	4,777.50	3,746.00	3,746.00	3,746.00	3,746.00
Total Fund SM									
FAIR HARBOR DOCK DISTRICT	(8,660.14)	(6,257.98)	0.00	0.00	(5,357.42)	0.00	0.00	0.00	0.00

Date Prepared: 11/23/2016 02:29 PM

Report Date: 11/23/2016

Account Table:

Alt. Sort Table:

TOWN OF ISLIP

Budget Preparation Publication

Fiscal Year: 2017 Period From: 1 To: 12

BUD4050 1.0

Page 245 of 305

Prepared By: JLUDWIG

Account Description	2014 Actual	2015 Actual	Original 2016 Budget	Adjusted 2016 Budget	2016 Actual	2017 COMP MTGS Stage	2017 TENT BUD Stage	2017 PREL BUD Stage	2017 FINAL BUD Stage
Fund SM01									
Type R									
Group									
SM01.0000.01001.06									
REAL ESTATE TAXES.REAL ESTATE TAXES	38,200.00	30,222.00	30,222.00	30,222.00	30,222.00	25,960.00	25,960.00	25,960.00	25,960.00
SM01.0000.01002.09									
APPRO F BAL.GENERAL	0.00	0.00	21,091.00	21,091.00	0.00	24,308.00	24,308.00	24,308.00	24,308.00
SM01.0000.02401.09									
INTEREST EARNINGS.GENERAL	455.37	389.52	300.00	300.00	264.18	425.00	425.00	425.00	425.00
Total Group									
	(38,655.37)	(30,611.52)	(51,613.00)	(51,613.00)	(30,486.18)	(50,693.00)	(50,693.00)	(50,693.00)	(50,693.00)
Total Dept 0000									
.	(38,655.37)	(30,611.52)	(51,613.00)	(51,613.00)	(30,486.18)	(50,693.00)	(50,693.00)	(50,693.00)	(50,693.00)
Total Type R									
Revenue	(38,655.37)	(30,611.52)	(51,613.00)	(51,613.00)	(30,486.18)	(50,693.00)	(50,693.00)	(50,693.00)	(50,693.00)

Account Description	2014 Actual	2015 Actual	Original 2016 Budget	Adjusted 2016 Budget	2016 Actual	COMP MTGS Stage	2017 TENT BUD Stage	2017 PREL BUD Stage	2017 FINAL BUD Stage
Fund SM01 Type E Dept 4560 Group 2	FAIR HARBOR-DUNEWOOD MED. Expense DUNE RESTORATION EQUIPMENT & CAPITAL OUTLAY								
SM01.4560.22100 FURNITURE & FIXTURES..	0.00	0.00	500.00	1,800.00	1,781.22	500.00	500.00	500.00	500.00
SM01.4560.22250 MEDICAL EQUIPMENT..	0.00	0.00	500.00	0.00	0.00	500.00	500.00	500.00	500.00
SM01.4560.22500 OTHER EQUIPMENT..	450.00	0.00	1,000.00	200.00	180.04	500.00	500.00	500.00	500.00
Total Group 2 EQUIPMENT & CAPITAL OUTLAY	450.00	0.00	2,000.00	2,000.00	1,961.26	1,500.00	1,500.00	1,500.00	1,500.00
Group 4	CONTRACTUAL EXPENSE								
SM01.4560.41185 MEDICAL SUPPLIES..	2,001.24	3,985.82	4,000.00	2,500.00	2,375.41	4,000.00	4,000.00	4,000.00	4,000.00
SM01.4560.41186 LYME DISEASE-MOSQUITO ABATEMT..	10,213.00	11,494.00	15,000.00	19,210.00	7,329.00	15,000.00	15,000.00	15,000.00	15,000.00
SM01.4560.42000 ELECTRIC..	2,073.72	1,253.99	2,000.00	1,375.00	1,374.78	2,000.00	2,000.00	2,000.00	2,000.00
SM01.4560.42100 TELEPHONE	371.22	310.44	1,000.00	1,035.00	1,031.90	1,000.00	1,000.00	1,000.00	1,000.00
SM01.4560.42400 WATER CHARGE..	420.00	112.50	500.00	200.00	0.00	500.00	500.00	500.00	500.00
SM01.4560.43000 INSURANCE..	10,181.00	12,986.00	11,000.00	15,600.00	15,594.00	16,000.00	16,000.00	16,000.00	16,000.00
SM01.4560.44110 PROPERTY REPAIR..	2,470.00	2,450.00	10,000.00	7,375.00	2,162.90	4,000.00	4,000.00	4,000.00	4,000.00
SM01.4560.45045 ADMINISTRATIVE CHARGES..	2,553.00	3,415.00	2,613.00	2,613.00	1,306.50	3,193.00	3,193.00	3,193.00	3,193.00
SM01.4560.46900 MISCELLANEOUS & TRAVEL..	3,216.73	3,263.31	3,500.00	4,915.00	4,572.52	3,500.00	3,500.00	3,500.00	3,500.00
Total Group 4 CONTRACTUAL EXPENSE	33,499.91	39,271.06	49,613.00	54,823.00	35,747.01	49,193.00	49,193.00	49,193.00	49,193.00
Total Dept 4560 DUNE RESTORATION									

Date Prepared: 11/23/2016 02:29 PM

Report Date: 11/23/2016

Account Table:

Alt. Sort Table:

TOWN OF ISLIP

Budget Preparation Publication

Fiscal Year: 2017 Period From: 1 To: 12

BUD4050 1.0

Page 247 of 305

Prepared By: JLUDWIG

Account Description	2014 Actual	2015 Actual	Original 2016 Budget	Adjusted 2016 Budget	2016 Actual	2017 COMP MTGS Stage	2017 TENT BUD Stage	2017 PREL BUD Stage	2017 FINAL BUD Stage
Fund SM01									
Type E									
Dept 4560									
FAIR HARBOR-DUNEWOOD MED. Expense DUNE RESTORATION	33,949.91	39,271.06	51,613.00	56,823.00	37,708.27	50,693.00	50,693.00	50,693.00	50,693.00
Total Type E Expense	33,949.91	39,271.06	51,613.00	56,823.00	37,708.27	50,693.00	50,693.00	50,693.00	50,693.00
Total Fund SM01 FAIR HARBOR-DUNEWOOD MED.	(4,705.46)	8,659.54	0.00	5,210.00	7,222.09	0.00	0.00	0.00	0.00

Date Prepared: 11/23/2016 02:29 PM

Report Date: 11/23/2016

Account Table:

Alt. Sort Table:

TOWN OF ISLIP

Budget Preparation Publication

Fiscal Year: 2017 Period From: 1 To: 12

BUD4050 1.0

Page 248 of 305

Prepared By: JLUDWIG

Account Description	2014 Actual	2015 Actual	Original 2016 Budget	Adjusted 2016 Budget	2016 Actual	2017 COMP MTGS Stage	2017 TENT BUD Stage	2017 PREL BUD Stage	2017 FINAL BUD Stage
Fund SM02									
KISMET STREET IMPROVEMENT									
Type R									
Group									
SM02.0000.01001.06									
REAL ESTATE TAXES.REAL ESTATE TAXES	175,200.00	175,200.00	166,405.00	166,405.00	166,405.00	117,972.00	117,972.00	117,972.00	117,972.00
SM02.0000.01002.09									
APPRO F BAL.GENERAL	0.00	0.00	44,517.00	44,517.00	0.00	44,000.00	44,000.00	44,000.00	44,000.00
SM02.0000.02401.09									
INTEREST EARNINGS.GENERAL	845.28	696.20	600.00	600.00	484.95	850.00	850.00	850.00	850.00
Total Group									
	(176,045.28)	(175,896.20)	(211,522.00)	(211,522.00)	(166,889.95)	(162,822.00)	(162,822.00)	(162,822.00)	(162,822.00)
Total Dept 0000									
.	(176,045.28)	(175,896.20)	(211,522.00)	(211,522.00)	(166,889.95)	(162,822.00)	(162,822.00)	(162,822.00)	(162,822.00)
Total Type R									
Revenue	(176,045.28)	(175,896.20)	(211,522.00)	(211,522.00)	(166,889.95)	(162,822.00)	(162,822.00)	(162,822.00)	(162,822.00)

Date Prepared: 11/23/2016 02:29 PM

Report Date: 11/23/2016

Account Table:

Alt. Sort Table:

TOWN OF ISLIP

Budget Preparation Publication

Fiscal Year: 2017 Period From: 1 To: 12

BUD4050 1.0

Page 249 of 305

Prepared By: JLUDWIG

Account Description	2014 Actual	2015 Actual	Original 2016 Budget	Adjusted 2016 Budget	2016 Actual	2017 COMP MTGS Stage	2017 TENT BUD Stage	2017 PREL BUD Stage	2017 FINAL BUD Stage
Fund SM02									
Type E									
Dept 4560									
Group 4									
SM02.4560.44110									
PROPERTY REPAIR..	0.00	0.00	15,000.00	15,000.00	0.00	15,000.00	15,000.00	15,000.00	15,000.00
SM02.4560.45045									
ADMINISTRATIVE CHARGES..	12,835.00	14,121.00	15,362.00	15,362.00	7,681.00	15,968.00	15,968.00	15,968.00	15,968.00
SM02.4560.46900									
MISCELLANEOUS & TRAVEL..	0.00	0.00	1,687.00	1,687.00	0.00	1,687.00	1,687.00	1,687.00	1,687.00
Total Group 4									
CONTRACTUAL EXPENSE	12,835.00	14,121.00	32,049.00	32,049.00	7,681.00	32,655.00	32,655.00	32,655.00	32,655.00
Total Dept 4560									
DUNE RESTORATION	12,835.00	14,121.00	32,049.00	32,049.00	7,681.00	32,655.00	32,655.00	32,655.00	32,655.00

Date Prepared: 11/23/2016 02:29 PM

Report Date: 11/23/2016

Account Table:

Alt. Sort Table:

TOWN OF ISLIP

Budget Preparation Publication

Fiscal Year: 2017 Period From: 1 To: 12

BUD4050 1.0

Page 250 of 305

Prepared By: JLU DWIG

Account Description	2014 Actual	2015 Actual	Original 2016 Budget	Adjusted 2016 Budget	2016 Actual	2017 COMP MTGS Stage	2017 TENT BUD Stage	2017 PREL BUD Stage	2017 FINAL BUD Stage
Fund SM02									
KISMET STREET IMPROVEMENT									
Type E									
Expense									
Dept 9730									
DEBT SERVICE									
Group 6									
PRINCIPAL ON INDEBTEDNESS									
SM02.9730.60010									
SERIAL BONDS - PRINCIPAL..	153,885.32	160,418.12	167,293.00	167,293.00	167,292.23	120,531.00	120,531.00	120,531.00	120,531.00
Total Group 6									
PRINCIPAL ON INDEBTEDNESS	<u>153,885.32</u>	<u>160,418.12</u>	<u>167,293.00</u>	<u>167,293.00</u>	<u>167,292.23</u>	<u>120,531.00</u>	<u>120,531.00</u>	<u>120,531.00</u>	<u>120,531.00</u>
Group 7									
INTEREST ON INDEBTEDNESS									
SM02.9730.70010									
SERIAL BONDS INTEREST..	30,703.08	18,763.04	12,180.00	12,180.00	12,179.77	9,636.00	9,636.00	9,636.00	9,636.00
Total Group 7									
INTEREST ON INDEBTEDNESS	<u>30,703.08</u>	<u>18,763.04</u>	<u>12,180.00</u>	<u>12,180.00</u>	<u>12,179.77</u>	<u>9,636.00</u>	<u>9,636.00</u>	<u>9,636.00</u>	<u>9,636.00</u>
Total Dept 9730									
DEBT SERVICE	<u>184,588.40</u>	<u>179,181.16</u>	<u>179,473.00</u>	<u>179,473.00</u>	<u>179,472.00</u>	<u>130,167.00</u>	<u>130,167.00</u>	<u>130,167.00</u>	<u>130,167.00</u>
Total Type E									
Expense	<u>197,423.40</u>	<u>193,302.16</u>	<u>211,522.00</u>	<u>211,522.00</u>	<u>187,153.00</u>	<u>162,822.00</u>	<u>162,822.00</u>	<u>162,822.00</u>	<u>162,822.00</u>
Total Fund SM02									
KISMET STREET IMPROVEMENT	<u>21,378.12</u>	<u>17,405.96</u>	<u>0.00</u>	<u>0.00</u>	<u>20,263.05</u>	<u>0.00</u>	<u>0.00</u>	<u>0.00</u>	<u>0.00</u>

Date Prepared: 11/23/2016 02:29 PM

Report Date: 11/23/2016

Account Table:

Alt. Sort Table:

TOWN OF ISLIP

Budget Preparation Publication

Fiscal Year: 2017 Period From: 1 To: 12

BUD4050 1.0

Page 251 of 305

Prepared By: JLUDWIG

Account Description	2014 Actual	2015 Actual	Original 2016 Budget	Adjusted 2016 Budget	2016 Actual	2017 COMP MTGS Stage	2017 TENT BUD Stage	2017 PREL BUD Stage	2017 FINAL BUD Stage
Fund SM03									
BAY TOWNE DRAINAGE									
Type R									
Group									
SM03.0000.01001.06									
REAL ESTATE TAXES.REAL ESTATE TAXES	10,109.00	10,109.00	10,110.00	10,110.00	10,110.00	9,125.00	9,125.00	9,125.00	9,125.00
SM03.0000.01002.09									
APPRO F BAL.GENERAL	0.00	0.00	992.00	992.00	0.00	2,000.00	2,000.00	2,000.00	2,000.00
SM03.0000.02401.09									
INTEREST EARNINGS.GENERAL	51.22	51.91	40.00	40.00	36.01	60.00	60.00	60.00	60.00
Total Group									
	(10,160.22)	(10,160.91)	(11,142.00)	(11,142.00)	(10,146.01)	(11,185.00)	(11,185.00)	(11,185.00)	(11,185.00)
Total Dept 0000									
.	(10,160.22)	(10,160.91)	(11,142.00)	(11,142.00)	(10,146.01)	(11,185.00)	(11,185.00)	(11,185.00)	(11,185.00)
Total Type R									
Revenue	(10,160.22)	(10,160.91)	(11,142.00)	(11,142.00)	(10,146.01)	(11,185.00)	(11,185.00)	(11,185.00)	(11,185.00)

Date Prepared: 11/23/2016 02:29 PM

Report Date: 11/23/2016

Account Table:

Alt. Sort Table:

TOWN OF ISLIP

Budget Preparation Publication

Fiscal Year: 2017 Period From: 1 To: 12

BUD4050 1.0

Page 252 of 305

Prepared By: JLU DWIG

Account Description	2014 Actual	2015 Actual	Original 2016 Budget	Adjusted 2016 Budget	2016 Actual	2017 COMP MTGS Stage	2017 TENT BUD Stage	2017 PREL BUD Stage	2017 FINAL BUD Stage
Fund SM03									
Type E									
Dept 5140									
Group 4									
SM03.5140.44300									
SERVICE CONTRACTS..	8,575.00	8,575.00	10,500.00	10,500.00	6,357.15	10,500.00	10,500.00	10,500.00	10,500.00
SM03.5140.45045									
ADMINISTRATIVE CHARGES..	609.00	651.00	642.00	642.00	321.00	685.00	685.00	685.00	685.00
Total Group 4									
CONTRACTUAL EXPENSE	9,184.00	9,226.00	11,142.00	11,142.00	6,678.15	11,185.00	11,185.00	11,185.00	11,185.00
Total Dept 5140									
ROAD & DRAIN IMPROV.	9,184.00	9,226.00	11,142.00	11,142.00	6,678.15	11,185.00	11,185.00	11,185.00	11,185.00
Total Type E									
Expense	9,184.00	9,226.00	11,142.00	11,142.00	6,678.15	11,185.00	11,185.00	11,185.00	11,185.00
Total Fund SM03									
BAY TOWNE DRAINAGE	(976.22)	(934.91)	0.00	0.00	(3,467.86)	0.00	0.00	0.00	0.00

Date Prepared: 11/23/2016 02:29 PM

Report Date: 11/23/2016

Account Table:

Alt. Sort Table:

TOWN OF ISLIP

Budget Preparation Publication

Fiscal Year: 2017 Period From: 1 To: 12

BUD4050 1.0

Page 253 of 305

Prepared By: JLU DWIG

Account Description	2014 Actual	2015 Actual	Original 2016 Budget	Adjusted 2016 Budget	2016 Actual	2017 COMP MTGS Stage	2017 TENT BUD Stage	2017 PREL BUD Stage	2017 FINAL BUD Stage
Fund SM05									
 CORNELIUS ESTATES E.C.D.									
 Type R									
 Group									
SM05.0000.01001.06									
REAL ESTATE TAXES.REAL ESTATE TAXES	30,000.00	30,000.00	20,000.00	20,000.00	20,000.00	15,000.00	15,000.00	15,000.00	15,000.00
SM05.0000.01002.09									
APPRO F BAL.GENERAL	0.00	0.00	17,905.00	17,905.00	0.00	15,279.00	15,279.00	15,279.00	15,279.00
SM05.0000.02401.09									
INTEREST EARNINGS.GENERAL	951.83	387.66	280.00	280.00	260.31	425.00	425.00	425.00	425.00
Total Group									
	(30,951.83)	(30,387.66)	(38,185.00)	(38,185.00)	(20,260.31)	(30,704.00)	(30,704.00)	(30,704.00)	(30,704.00)
Total Dept 0000									
.	(30,951.83)	(30,387.66)	(38,185.00)	(38,185.00)	(20,260.31)	(30,704.00)	(30,704.00)	(30,704.00)	(30,704.00)
Total Type R									
Revenue	(30,951.83)	(30,387.66)	(38,185.00)	(38,185.00)	(20,260.31)	(30,704.00)	(30,704.00)	(30,704.00)	(30,704.00)

Date Prepared: 11/23/2016 02:29 PM

Report Date: 11/23/2016

Account Table:

Alt. Sort Table:

TOWN OF ISLIP

Budget Preparation Publication

Fiscal Year: 2017 Period From: 1 To: 12

BUD4050 1.0

Page 254 of 305

Prepared By: JLUDWIG

Account Description	2014 Actual	2015 Actual	Original 2016 Budget	Adjusted 2016 Budget	2016 Actual	2017 COMP MTGS Stage	2017 TENT BUD Stage	2017 PREL BUD Stage	2017 FINAL BUD Stage
Fund SM05									
Type E									
Dept 4560									
Group 4									
SM05.4560.41540									
FERTILIZER/SEED/SOD..	6,525.00	0.00	8,000.00	5,000.00	0.00	2,000.00	2,000.00	2,000.00	2,000.00
SM05.4560.41740									
SPRINKLER/IRRIGATION..	0.00	274.86	12,000.00	11,850.00	648.92	2,000.00	2,000.00	2,000.00	2,000.00
SM05.4560.41965									
FENCING..	9,963.84	3,469.83	9,000.00	10,498.50	8,208.85	3,000.00	3,000.00	3,000.00	3,000.00
SM05.4560.44110									
PROPERTY REPAIR..	8,625.00	19,227.43	6,000.00	9,000.00	8,450.00	21,000.00	21,000.00	21,000.00	21,000.00
SM05.4560.45045									
ADMINISTRATIVE CHARGES..	17,511.00	19,518.00	2,185.00	2,185.00	1,092.50	2,204.00	2,204.00	2,204.00	2,204.00
SM05.4560.46900									
MISCELLANEOUS & TRAVEL..	403.00	1,102.72	1,000.00	1,150.00	1,142.96	500.00	500.00	500.00	500.00
Total Group 4									
CONTRACTUAL EXPENSE	43,027.84	43,592.84	38,185.00	39,683.50	19,543.23	30,704.00	30,704.00	30,704.00	30,704.00
Total Dept 4560									
DUNE RESTORATION	43,027.84	43,592.84	38,185.00	39,683.50	19,543.23	30,704.00	30,704.00	30,704.00	30,704.00
Total Type E									
Expense	43,027.84	43,592.84	38,185.00	39,683.50	19,543.23	30,704.00	30,704.00	30,704.00	30,704.00
Total Fund SM05									
CORNELIUS ESTATES E.C.D.	12,076.01	13,205.18	0.00	1,498.50	(717.08)	0.00	0.00	0.00	0.00

Date Prepared: 11/23/2016 02:29 PM

Report Date: 11/23/2016

Account Table:

Alt. Sort Table:

TOWN OF ISLIP

Budget Preparation Publication

Fiscal Year: 2017 Period From: 1 To: 12

BUD4050 1.0

Page 255 of 305

Prepared By: JLUDWIG

Account Description	2014 Actual	2015 Actual	Original 2016 Budget	Adjusted 2016 Budget	2016 Actual	2017 COMP MTGS Stage	2017 TENT BUD Stage	2017 PREL BUD Stage	2017 FINAL BUD Stage
Fund SM06									
LONELYVILLE EROSION CONTRL									
Type R									
Group									
SM06.0000.01001.06									
REAL ESTATE TAXES.REAL ESTATE TAXES	73,444.00	33,192.00	9,800.00	9,800.00	9,800.00	0.00	0.00	0.00	0.00
SM06.0000.01002.09									
APPRO F BAL.GENERAL	0.00	0.00	0.00	0.00	0.00	9,085.00	9,085.00	9,085.00	9,085.00
SM06.0000.02401.09									
INTEREST EARNINGS.GENERAL	1,377.14	667.60	200.00	200.00	681.83	1,100.00	1,100.00	1,100.00	1,100.00
Total Group									
	(74,821.14)	(33,859.60)	(10,000.00)	(10,000.00)	(10,481.83)	(10,185.00)	(10,185.00)	(10,185.00)	(10,185.00)
Total Dept 0000									
.	(74,821.14)	(33,859.60)	(10,000.00)	(10,000.00)	(10,481.83)	(10,185.00)	(10,185.00)	(10,185.00)	(10,185.00)
Total Type R									
Revenue	(74,821.14)	(33,859.60)	(10,000.00)	(10,000.00)	(10,481.83)	(10,185.00)	(10,185.00)	(10,185.00)	(10,185.00)

Date Prepared: 11/23/2016 02:29 PM

Report Date: 11/23/2016

Account Table:

Alt. Sort Table:

TOWN OF ISLIP

Budget Preparation Publication

Fiscal Year: 2017 Period From: 1 To: 12

BUD4050 1.0

Page 256 of 305

Prepared By: JLUDWIG

Account Description	2014 Actual	2015 Actual	Original 2016 Budget	Adjusted 2016 Budget	2016 Actual	2017 COMP MTGS Stage	2017 TENT BUD Stage	2017 PREL BUD Stage	2017 FINAL BUD Stage
Fund SM06									
Type E									
Dept 4560									
Group 4									
SM06.4560.41965									
FENCING..	0.00	2,074.25	0.00	0.00	0.00	0.00	0.00	0.00	0.00
SM06.4560.44110									
PROPERTY REPAIR..	0.00	0.00	10,000.00	10,000.00	0.00	10,000.00	10,000.00	10,000.00	10,000.00
SM06.4560.45045									
ADMINISTRATIVE CHARGES..	19,944.00	25,062.00	0.00	0.00	0.00	185.00	185.00	185.00	185.00
Total Group 4									
CONTRACTUAL EXPENSE	19,944.00	27,136.25	10,000.00	10,000.00	0.00	10,185.00	10,185.00	10,185.00	10,185.00
Total Dept 4560									
DUNE RESTORATION	19,944.00	27,136.25	10,000.00	10,000.00	0.00	10,185.00	10,185.00	10,185.00	10,185.00
Total Type E									
Expense	19,944.00	27,136.25	10,000.00	10,000.00	0.00	10,185.00	10,185.00	10,185.00	10,185.00
Total Fund SM06									
LONELYVILLE EROSION CONTRL	(54,877.14)	(6,723.35)	0.00	0.00	(10,481.83)	0.00	0.00	0.00	0.00

Date Prepared: 11/23/2016 02:29 PM

Report Date: 11/23/2016

Account Table:

Alt. Sort Table:

TOWN OF ISLIP

Budget Preparation Publication

Fiscal Year: 2017 Period From: 1 To: 12

BUD4050 1.0

Page 257 of 305

Prepared By: JLUDWIG

Account Description	2014 Actual	2015 Actual	Original 2016 Budget	Adjusted 2016 Budget	2016 Actual	2017 COMP MTGS Stage	2017 TENT BUD Stage	2017 PREL BUD Stage	2017 FINAL BUD Stage
Fund SM07									
F/H EROSION CONTROL DIST.									
Type R									
Group									
SM07.0000.01001.06									
REAL ESTATE TAXES.REAL ESTATE TAXES	30,000.00	30,000.00	30,000.00	30,000.00	30,000.00	20,300.00	20,300.00	20,300.00	20,300.00
SM07.0000.01002.09									
APPRO F BAL.GENERAL	0.00	0.00	100,000.00	100,000.00	0.00	65,000.00	65,000.00	65,000.00	65,000.00
SM07.0000.02401.09									
INTEREST EARNINGS.GENERAL	1,604.17	822.26	600.00	600.00	818.31	1,300.00	1,300.00	1,300.00	1,300.00
Total Group									
	(31,604.17)	(30,822.26)	(130,600.00)	(130,600.00)	(30,818.31)	(86,600.00)	(86,600.00)	(86,600.00)	(86,600.00)
Total Dept 0000									
.	(31,604.17)	(30,822.26)	(130,600.00)	(130,600.00)	(30,818.31)	(86,600.00)	(86,600.00)	(86,600.00)	(86,600.00)
Total Type R									
Revenue	(31,604.17)	(30,822.26)	(130,600.00)	(130,600.00)	(30,818.31)	(86,600.00)	(86,600.00)	(86,600.00)	(86,600.00)

Date Prepared: 11/23/2016 02:29 PM

Report Date: 11/23/2016

Account Table:

Alt. Sort Table:

TOWN OF ISLIP

Budget Preparation Publication

Fiscal Year: 2017 Period From: 1 To: 12

BUD4050 1.0

Page 258 of 305

Prepared By: JLUDWIG

Account Description	2014 Actual	2015 Actual	Original 2016 Budget	Adjusted 2016 Budget	2016 Actual	2017 COMP MTGS Stage	2017 TENT BUD Stage	2017 PREL BUD Stage	2017 FINAL BUD Stage
Fund SM07									
Type E									
Dept 4560									
Group 4									
SM07.4560.41540									
FERTILIZER/SEED/SOD..	0.00	0.00	0.00	0.00	0.00	25,000.00	25,000.00	25,000.00	25,000.00
SM07.4560.41740									
SPRINKLER/IRRIGATION..	0.00	0.00	25,000.00	25,000.00	0.00	25,000.00	25,000.00	25,000.00	25,000.00
SM07.4560.41965									
FENCING..	0.00	0.00	25,000.00	25,000.00	0.00	25,000.00	25,000.00	25,000.00	25,000.00
SM07.4560.44110									
PROPERTY REPAIR..	4,411.57	0.00	76,522.00	76,522.00	0.00	10,000.00	10,000.00	10,000.00	10,000.00
SM07.4560.45045									
ADMINISTRATIVE CHARGES..	318.00	7,639.00	2,478.00	2,478.00	1,239.00	0.00	0.00	0.00	0.00
SM07.4560.46900									
MISCELLANEOUS & TRAVEL..	(100.00)	0.00	1,600.00	1,600.00	0.00	1,600.00	1,600.00	1,600.00	1,600.00
Total Group 4									
CONTRACTUAL EXPENSE	4,629.57	7,639.00	130,600.00	130,600.00	1,239.00	86,600.00	86,600.00	86,600.00	86,600.00
Total Dept 4560									
DUNE RESTORATION	4,629.57	7,639.00	130,600.00	130,600.00	1,239.00	86,600.00	86,600.00	86,600.00	86,600.00
Total Type E									
Expense	4,629.57	7,639.00	130,600.00	130,600.00	1,239.00	86,600.00	86,600.00	86,600.00	86,600.00
Total Fund SM07									
F/H EROSION CONTROL DIST.	(26,974.60)	(23,183.26)	0.00	0.00	(29,579.31)	0.00	0.00	0.00	0.00

Date Prepared: 11/23/2016 02:29 PM

Report Date: 11/23/2016

Account Table:

Alt. Sort Table:

TOWN OF ISLIP

Budget Preparation Publication

Fiscal Year: 2017 Period From: 1 To: 12

BUD4050 1.0

Page 259 of 305

Prepared By: JLUDWIG

Account Description	2014 Actual	2015 Actual	Original 2016 Budget	Adjusted 2016 Budget	2016 Actual	2017 COMP MTGS Stage	2017 TENT BUD Stage	2017 PREL BUD Stage	2017 FINAL BUD Stage
Fund SM08									
FEHR WAY DRAINAGE DISTRICT									
Type R									
Revenue									
Group									
SM08.0000.02401.09									
INTEREST EARNINGS.GENERAL	48.32	41.68	0.00	0.00	28.90	0.00	0.00	0.00	0.00
Total Group									
	(48.32)	(41.68)	0.00	0.00	(28.90)	0.00	0.00	0.00	0.00
Total Dept 0000									
.									
	(48.32)	(41.68)	0.00	0.00	(28.90)	0.00	0.00	0.00	0.00
Total Type R									
Revenue									
	(48.32)	(41.68)	0.00	0.00	(28.90)	0.00	0.00	0.00	0.00
Total Fund SM08									
FEHR WAY DRAINAGE DISTRICT									
	(48.32)	(41.68)	0.00	0.00	(28.90)	0.00	0.00	0.00	0.00

Date Prepared: 11/23/2016 02:29 PM

Report Date: 11/23/2016

Account Table:

Alt. Sort Table:

TOWN OF ISLIP

Budget Preparation Publication

Fiscal Year: 2017 Period From: 1 To: 12

BUD4050 1.0

Page 260 of 305

Prepared By: JLU DWIG

Account Description	2014 Actual	2015 Actual	Original 2016 Budget	Adjusted 2016 Budget	2016 Actual	2017 COMP MTGS Stage	2017 TENT BUD Stage	2017 PREL BUD Stage	2017 FINAL BUD Stage
Fund SM09									
B.S.BUSINESS IMPR.DIST.									
Type R									
Group									
SM09.0000.01001.06									
REAL ESTATE TAXES.REAL ESTATE TAXES	97,200.00	108,062.00	110,595.00	110,595.00	110,595.00	122,374.00	122,374.00	122,374.00	122,374.00
SM09.0000.02401.09									
INTEREST EARNINGS.GENERAL	104.84	89.75	90.00	90.00	77.59	125.00	125.00	125.00	125.00
Total Group									
	(97,304.84)	(108,151.75)	(110,685.00)	(110,685.00)	(110,672.59)	(122,499.00)	(122,499.00)	(122,499.00)	(122,499.00)
Total Dept 0000									
.	(97,304.84)	(108,151.75)	(110,685.00)	(110,685.00)	(110,672.59)	(122,499.00)	(122,499.00)	(122,499.00)	(122,499.00)
Total Type R									
Revenue	(97,304.84)	(108,151.75)	(110,685.00)	(110,685.00)	(110,672.59)	(122,499.00)	(122,499.00)	(122,499.00)	(122,499.00)

Date Prepared: 11/23/2016 02:29 PM

Report Date: 11/23/2016

Account Table:

Alt. Sort Table:

TOWN OF ISLIP

Budget Preparation Publication

Fiscal Year: 2017 Period From: 1 To: 12

BUD4050 1.0

Page 261 of 305

Prepared By: JLUDWIG

Account Description	2014 Actual	2015 Actual	Original 2016 Budget	Adjusted 2016 Budget	2016 Actual	2017 COMP MTGS Stage	2017 TENT BUD Stage	2017 PREL BUD Stage	2017 FINAL BUD Stage
Fund SM09									
Type E									
Dept 4560									
Group 4									
SM09.4560.45000									
OUTSIDE PROFESSIONAL..	94,010.90	100,734.76	100,769.00	100,769.00	98,231.24	114,005.00	114,005.00	114,005.00	114,005.00
SM09.4560.45045									
ADMINISTRATIVE CHARGES..	7,080.00	7,443.00	7,416.00	7,416.00	3,708.00	8,494.00	8,494.00	8,494.00	8,494.00
SM09.4560.46900									
MISCELLANEOUS & TRAVEL..	0.00	0.00	2,500.00	2,500.00	0.00	0.00	0.00	0.00	0.00
Total Group 4									
CONTRACTUAL EXPENSE	101,090.90	108,177.76	110,685.00	110,685.00	101,939.24	122,499.00	122,499.00	122,499.00	122,499.00
Total Dept 4560									
DUNE RESTORATION	101,090.90	108,177.76	110,685.00	110,685.00	101,939.24	122,499.00	122,499.00	122,499.00	122,499.00
Total Type E									
Expense	101,090.90	108,177.76	110,685.00	110,685.00	101,939.24	122,499.00	122,499.00	122,499.00	122,499.00
Total Fund SM09									
B.S.BUSINESS IMPR.DIST.	3,786.06	26.01	0.00	0.00	(8,733.35)	0.00	0.00	0.00	0.00

Date Prepared: 11/23/2016 02:29 PM

Report Date: 11/23/2016

Account Table:

Alt. Sort Table:

TOWN OF ISLIP

Budget Preparation Publication

Fiscal Year: 2017 Period From: 1 To: 12

BUD4050 1.0

Page 262 of 305

Prepared By: JLUDWIG

Account Description	2014 Actual	2015 Actual	Original 2016 Budget	Adjusted 2016 Budget	2016 Actual	2017 COMP MTGS Stage	2017 TENT BUD Stage	2017 PREL BUD Stage	2017 FINAL BUD Stage
Fund SM10									
ATLANTIQUE EROSION CONTROL									
Type R									
Group									
SM10.0000.01001.06									
REAL ESTATE TAXES.REAL ESTATE TAXES	23,700.00	23,700.00	21,048.00	21,048.00	21,048.00	10,000.00	10,000.00	10,000.00	10,000.00
SM10.0000.01002.09									
APPRO F BAL.GENERAL	0.00	0.00	30,796.00	30,796.00	0.00	10,882.00	10,882.00	10,882.00	10,882.00
SM10.0000.02401.09									
INTEREST EARNINGS.GENERAL	308.56	279.04	200.00	200.00	270.32	425.00	425.00	425.00	425.00
Total Group									
	(24,008.56)	(23,979.04)	(52,044.00)	(52,044.00)	(21,318.32)	(21,307.00)	(21,307.00)	(21,307.00)	(21,307.00)
Total Dept 0000									
.	(24,008.56)	(23,979.04)	(52,044.00)	(52,044.00)	(21,318.32)	(21,307.00)	(21,307.00)	(21,307.00)	(21,307.00)
Total Type R									
Revenue	(24,008.56)	(23,979.04)	(52,044.00)	(52,044.00)	(21,318.32)	(21,307.00)	(21,307.00)	(21,307.00)	(21,307.00)

Date Prepared: 11/23/2016 02:29 PM

Report Date: 11/23/2016

Account Table:

Alt. Sort Table:

TOWN OF ISLIP

Budget Preparation Publication

Fiscal Year: 2017 Period From: 1 To: 12

BUD4050 1.0

Page 263 of 305

Prepared By: JLUDWIG

Account Description	2014 Actual	2015 Actual	Original 2016 Budget	Adjusted 2016 Budget	2016 Actual	2017 COMP MTGS Stage	2017 TENT BUD Stage	2017 PREL BUD Stage	2017 FINAL BUD Stage
Fund SM10									
Type E									
Dept 4560									
Group 4									
SM10.4560.41540									
FERTILIZER/SEED/SOD..	0.00	0.00	4,900.00	4,900.00	0.00	4,000.00	4,000.00	4,000.00	4,000.00
SM10.4560.41740									
SPRINKLER/IRRIGATION..	0.00	0.00	800.00	800.00	0.00	1,000.00	1,000.00	1,000.00	1,000.00
SM10.4560.41965									
FENCING..	122.88	4,471.45	14,000.00	14,000.00	0.00	15,000.00	15,000.00	15,000.00	15,000.00
SM10.4560.44110									
PROPERTY REPAIR..	13,378.57	9,593.10	30,000.00	30,000.00	21.90	0.00	0.00	0.00	0.00
SM10.4560.45045									
ADMINISTRATIVE CHARGES..	2,826.00	3,901.00	1,124.00	1,124.00	562.00	1,307.00	1,307.00	1,307.00	1,307.00
SM10.4560.46900									
MISCELLANEOUS & TRAVEL..	0.00	600.00	1,220.00	1,220.00	0.00	0.00	0.00	0.00	0.00
Total Group 4									
CONTRACTUAL EXPENSE	16,327.45	18,565.55	52,044.00	52,044.00	583.90	21,307.00	21,307.00	21,307.00	21,307.00
Total Dept 4560									
DUNE RESTORATION	16,327.45	18,565.55	52,044.00	52,044.00	583.90	21,307.00	21,307.00	21,307.00	21,307.00
Total Type E									
Expense	16,327.45	18,565.55	52,044.00	52,044.00	583.90	21,307.00	21,307.00	21,307.00	21,307.00
Total Fund SM10									
ATLANTIQUE EROSION CONTROL	(7,681.11)	(5,413.49)	0.00	0.00	(20,734.42)	0.00	0.00	0.00	0.00

Date Prepared: 11/23/2016 02:29 PM

Report Date: 11/23/2016

Account Table:

Alt. Sort Table:

TOWN OF ISLIP

Budget Preparation Publication

Fiscal Year: 2017 Period From: 1 To: 12

BUD4050 1.0

Page 264 of 305

Prepared By: JLUDWIG

Account Description	2014 Actual	2015 Actual	Original 2016 Budget	Adjusted 2016 Budget	2016 Actual	2017 COMP MTGS Stage	2017 TENT BUD Stage	2017 PREL BUD Stage	2017 FINAL BUD Stage
Fund SM11									
DUNEWOOD EROSION CONTROL									
Type R									
Revenue									
Group									
SM11.0000.01001.06									
REAL ESTATE TAXES.REAL ESTATE TAXES	95,000.00	95,000.00	46,475.00	46,475.00	46,475.00	10,865.00	10,865.00	10,865.00	10,865.00
SM11.0000.01002.09									
APPRO F BAL.GENERAL	0.00	0.00	0.00	0.00	0.00	15,000.00	15,000.00	15,000.00	15,000.00
SM11.0000.02401.09									
INTEREST EARNINGS.GENERAL	760.17	536.06	300.00	300.00	430.02	675.00	675.00	675.00	675.00
Total Group									
	(95,760.17)	(95,536.06)	(46,775.00)	(46,775.00)	(46,905.02)	(26,540.00)	(26,540.00)	(26,540.00)	(26,540.00)
Total Dept 0000									
.	(95,760.17)	(95,536.06)	(46,775.00)	(46,775.00)	(46,905.02)	(26,540.00)	(26,540.00)	(26,540.00)	(26,540.00)
Total Type R									
Revenue	(95,760.17)	(95,536.06)	(46,775.00)	(46,775.00)	(46,905.02)	(26,540.00)	(26,540.00)	(26,540.00)	(26,540.00)

Date Prepared: 11/23/2016 02:29 PM

Report Date: 11/23/2016

Account Table:

Alt. Sort Table:

TOWN OF ISLIP

Budget Preparation Publication

Fiscal Year: 2017 Period From: 1 To: 12

BUD4050 1.0

Page 265 of 305

Prepared By: JLU DWIG

Account Description	2014 Actual	2015 Actual	Original 2016 Budget	Adjusted 2016 Budget	2016 Actual	2017 COMP MTGS Stage	2017 TENT BUD Stage	2017 PREL BUD Stage	2017 FINAL BUD Stage
Fund SM11									
Type E									
Dept 4560									
Group 4									
SM11.4560.41965									
FENCING..	2,935.80	449.44	6,000.00	6,000.00	943.95	6,000.00	6,000.00	6,000.00	6,000.00
SM11.4560.44110									
PROPERTY REPAIR..	125.00	0.00	40,000.00	40,000.00	0.00	20,000.00	20,000.00	20,000.00	20,000.00
SM11.4560.45045									
ADMINISTRATIVE CHARGES..	21,096.00	23,054.00	275.00	275.00	137.50	40.00	40.00	40.00	40.00
SM11.4560.46900									
MISCELLANEOUS & TRAVEL..	239.95	0.00	500.00	500.00	0.00	500.00	500.00	500.00	500.00
Total Group 4									
CONTRACTUAL EXPENSE	24,396.75	23,503.44	46,775.00	46,775.00	1,081.45	26,540.00	26,540.00	26,540.00	26,540.00
Total Dept 4560									
DUNE RESTORATION	24,396.75	23,503.44	46,775.00	46,775.00	1,081.45	26,540.00	26,540.00	26,540.00	26,540.00
Total Type E									
Expense	24,396.75	23,503.44	46,775.00	46,775.00	1,081.45	26,540.00	26,540.00	26,540.00	26,540.00
Total Fund SM11									
DUNEWOOD EROSION CONTROL	(71,363.42)	(72,032.62)	0.00	0.00	(45,823.57)	0.00	0.00	0.00	0.00

Date Prepared: 11/23/2016 02:29 PM

Report Date: 11/23/2016

Account Table:

Alt. Sort Table:

TOWN OF ISLIP

Budget Preparation Publication

Fiscal Year: 2017 Period From: 1 To: 12

BUD4050 1.0

Page 266 of 305

Prepared By: JLUDWIG

Account Description	2014 Actual	2015 Actual	Original 2016 Budget	Adjusted 2016 Budget	2016 Actual	2017 COMP MTGS Stage	2017 TENT BUD Stage	2017 PREL BUD Stage	2017 FINAL BUD Stage
Fund SM12									
SEAVIEW EROSION CONTROL									
Type R									
Revenue									
Group									
SM12.0000.01001.06									
REAL ESTATE TAXES.REAL ESTATE TAXES	195,000.00	195,000.00	85,000.00	85,000.00	85,000.00	85,000.00	85,000.00	85,000.00	85,000.00
SM12.0000.01002.09									
APPRO F BAL.GENERAL	0.00	0.00	10,000.00	10,000.00	0.00	388,065.00	388,065.00	388,065.00	388,065.00
SM12.0000.02401.09									
INTEREST EARNINGS.GENERAL	2,288.10	1,423.35	900.00	900.00	1,376.00	2,200.00	2,200.00	2,200.00	2,200.00
Total Group									
	(197,288.10)	(196,423.35)	(95,900.00)	(95,900.00)	(86,376.00)	(475,265.00)	(475,265.00)	(475,265.00)	(475,265.00)
Total Dept 0000									
.	(197,288.10)	(196,423.35)	(95,900.00)	(95,900.00)	(86,376.00)	(475,265.00)	(475,265.00)	(475,265.00)	(475,265.00)
Total Type R									
Revenue	(197,288.10)	(196,423.35)	(95,900.00)	(95,900.00)	(86,376.00)	(475,265.00)	(475,265.00)	(475,265.00)	(475,265.00)

Date Prepared: 11/23/2016 02:29 PM

Report Date: 11/23/2016

Account Table:

Alt. Sort Table:

TOWN OF ISLIP

Budget Preparation Publication

Fiscal Year: 2017 Period From: 1 To: 12

BUD4050 1.0

Page 267 of 305

Prepared By: JLU DWIG

Account Description	2014 Actual	2015 Actual	Original 2016 Budget	Adjusted 2016 Budget	2016 Actual	2017 COMP MTGS Stage	2017 TENT BUD Stage	2017 PREL BUD Stage	2017 FINAL BUD Stage
Fund SM12									
Type E									
Dept 4560									
Group 4									
SM12.4560.41540									
FERTILIZER/SEED/SOD..	0.00	0.00	4,000.00	2,000.00	0.00	4,000.00	4,000.00	4,000.00	4,000.00
SM12.4560.41965									
FENCING..	0.00	0.00	4,000.00	3,700.00	2,495.64	4,000.00	4,000.00	4,000.00	4,000.00
SM12.4560.44110									
PROPERTY REPAIR..	375.00	2,977.13	87,869.00	80,769.00	56,100.00	87,000.00	87,000.00	87,000.00	87,000.00
SM12.4560.44111									
PROPERTY REPAIR - BAYSIDE	0.00	0.00	0.00	0.00	0.00	380,000.00	380,000.00	380,000.00	380,000.00
SM12.4560.45045									
ADMINISTRATIVE CHARGES..	32,022.00	37,253.00	31.00	31.00	15.50	265.00	265.00	265.00	265.00
SM12.4560.46900									
MISCELLANEOUS & TRAVEL..	0.00	0.00	0.00	9,400.00	0.00	0.00	0.00	0.00	0.00
Total Group 4									
CONTRACTUAL EXPENSE	32,397.00	40,230.13	95,900.00	95,900.00	58,611.14	475,265.00	475,265.00	475,265.00	475,265.00
Total Dept 4560									
DUNE RESTORATION	32,397.00	40,230.13	95,900.00	95,900.00	58,611.14	475,265.00	475,265.00	475,265.00	475,265.00
Total Type E									
Expense	32,397.00	40,230.13	95,900.00	95,900.00	58,611.14	475,265.00	475,265.00	475,265.00	475,265.00
Total Fund SM12									
SEAVIEW EROSION CONTROL	(164,891.10)	(156,193.22)	0.00	0.00	(27,764.86)	0.00	0.00	0.00	0.00

Date Prepared: 11/23/2016 02:29 PM

Report Date: 11/23/2016

Account Table:

Alt. Sort Table:

TOWN OF ISLIP

Budget Preparation Publication

Fiscal Year: 2017 Period From: 1 To: 12

BUD4050 1.0

Page 268 of 305

Prepared By: JLUDWIG

Account Description	2014 Actual	2015 Actual	Original 2016 Budget	Adjusted 2016 Budget	2016 Actual	2017 COMP MTGS Stage	2017 TENT BUD Stage	2017 PREL BUD Stage	2017 FINAL BUD Stage
Fund SM13									
KISMET EROSION CONTROL									
Type R									
Group									
SM13.0000.01001.06									
REAL ESTATE TAXES.REAL ESTATE TAXES	35,100.00	35,100.00	35,100.00	35,100.00	35,100.00	20,285.00	20,285.00	20,285.00	20,285.00
SM13.0000.01002.09									
APPRO F BAL.GENERAL	0.00	0.00	46,687.00	46,687.00	0.00	26,000.00	26,000.00	26,000.00	26,000.00
SM13.0000.02401.09									
INTEREST EARNINGS.GENERAL	615.10	608.29	400.00	400.00	543.43	850.00	850.00	850.00	850.00
Total Group									
	(35,715.10)	(35,708.29)	(82,187.00)	(82,187.00)	(35,643.43)	(47,135.00)	(47,135.00)	(47,135.00)	(47,135.00)
Total Dept 0000									
.	(35,715.10)	(35,708.29)	(82,187.00)	(82,187.00)	(35,643.43)	(47,135.00)	(47,135.00)	(47,135.00)	(47,135.00)
Total Type R									
Revenue	(35,715.10)	(35,708.29)	(82,187.00)	(82,187.00)	(35,643.43)	(47,135.00)	(47,135.00)	(47,135.00)	(47,135.00)

Date Prepared: 11/23/2016 02:29 PM

Report Date: 11/23/2016

Account Table:

Alt. Sort Table:

TOWN OF ISLIP

Budget Preparation Publication

Fiscal Year: 2017 Period From: 1 To: 12

BUD4050 1.0

Page 269 of 305

Prepared By: JLU DWIG

Account Description	2014 Actual	2015 Actual	Original 2016 Budget	Adjusted 2016 Budget	2016 Actual	2017 COMP MTGS Stage	2017 TENT BUD Stage	2017 PREL BUD Stage	2017 FINAL BUD Stage
Fund SM13									
Type E									
Dept 4560									
Group 4									
SM13.4560.41540									
FERTILIZER/SEED/SOD..	0.00	0.00	12,000.00	12,000.00	0.00	12,000.00	12,000.00	12,000.00	12,000.00
SM13.4560.41965									
FENCING..	0.00	0.00	12,000.00	21,538.00	0.00	12,000.00	12,000.00	12,000.00	12,000.00
SM13.4560.44110									
PROPERTY REPAIR..	2,250.00	1,515.00	50,000.00	57,288.00	0.00	15,000.00	15,000.00	15,000.00	15,000.00
SM13.4560.45045									
ADMINISTRATIVE CHARGES..	2,465.00	6,968.00	187.00	187.00	93.50	135.00	135.00	135.00	135.00
SM13.4560.46900									
MISCELLANEOUS & TRAVEL..	0.00	0.00	8,000.00	8,000.00	0.00	8,000.00	8,000.00	8,000.00	8,000.00
Total Group 4									
CONTRACTUAL EXPENSE	4,715.00	8,483.00	82,187.00	99,013.00	93.50	47,135.00	47,135.00	47,135.00	47,135.00
Total Dept 4560									
DUNE RESTORATION	4,715.00	8,483.00	82,187.00	99,013.00	93.50	47,135.00	47,135.00	47,135.00	47,135.00
Total Type E									
Expense	4,715.00	8,483.00	82,187.00	99,013.00	93.50	47,135.00	47,135.00	47,135.00	47,135.00
Total Fund SM13									
KISMET EROSION CONTROL	(31,000.10)	(27,225.29)	0.00	16,826.00	(35,549.93)	0.00	0.00	0.00	0.00

Date Prepared: 11/23/2016 02:29 PM

Report Date: 11/23/2016

Account Table:

Alt. Sort Table:

TOWN OF ISLIP

Budget Preparation Publication

Fiscal Year: 2017 Period From: 1 To: 12

BUD4050 1.0

Page 270 of 305

Prepared By: JLU DWIG

Account Description	2014 Actual	2015 Actual	Original 2016 Budget	Adjusted 2016 Budget	2016 Actual	2017 COMP MTGS Stage	2017 TENT BUD Stage	2017 PREL BUD Stage	2017 FINAL BUD Stage
Fund SM14									
 Type R									
 Group									
SM14.0000.01001.06									
REAL ESTATE TAXES.REAL ESTATE TAXES	0.00	25,000.00	25,000.00	25,000.00	25,000.00	14,910.00	14,910.00	14,910.00	14,910.00
SM14.0000.02401.09									
INTEREST EARNINGS.GENERAL	0.00	0.00	0.00	0.00	59.30	90.00	90.00	90.00	90.00
Total Group									
	<u>0.00</u>	<u>(25,000.00)</u>	<u>(25,000.00)</u>	<u>(25,000.00)</u>	<u>(25,059.30)</u>	<u>(15,000.00)</u>	<u>(15,000.00)</u>	<u>(15,000.00)</u>	<u>(15,000.00)</u>
Total Dept 0000									
.									
	<u>0.00</u>	<u>(25,000.00)</u>	<u>(25,000.00)</u>	<u>(25,000.00)</u>	<u>(25,059.30)</u>	<u>(15,000.00)</u>	<u>(15,000.00)</u>	<u>(15,000.00)</u>	<u>(15,000.00)</u>
Total Type R									
Revenue									
	<u>0.00</u>	<u>(25,000.00)</u>	<u>(25,000.00)</u>	<u>(25,000.00)</u>	<u>(25,059.30)</u>	<u>(15,000.00)</u>	<u>(15,000.00)</u>	<u>(15,000.00)</u>	<u>(15,000.00)</u>

Date Prepared: 11/23/2016 02:29 PM

Report Date: 11/23/2016

Account Table:

Alt. Sort Table:

TOWN OF ISLIP

Budget Preparation Publication

Fiscal Year: 2017 Period From: 1 To: 12

BUD4050 1.0

Page 271 of 305

Prepared By: JLU DWIG

Account Description	2014 Actual	2015 Actual	Original 2016 Budget	Adjusted 2016 Budget	2016 Actual	2017 COMP MTGS Stage	2017 TENT BUD Stage	2017 PREL BUD Stage	2017 FINAL BUD Stage
Fund SM14									
Type E									
Dept 4560									
Group 4									
SM14.4560.41540									
FERTILIZER/SEED/SOD..	0.00	0.00	12,000.00	12,000.00	0.00	0.00	0.00	0.00	0.00
SM14.4560.41740									
SPRINKLER/IRRIGATION..	0.00	0.00	1,500.00	1,500.00	0.00	0.00	0.00	0.00	0.00
SM14.4560.41965									
FENCING..	0.00	1,869.50	2,500.00	2,500.00	2,060.20	0.00	0.00	0.00	0.00
SM14.4560.44110									
PROPERTY REPAIR..	0.00	3,548.34	8,000.00	8,000.00	5,500.00	15,000.00	15,000.00	15,000.00	15,000.00
SM14.4560.46900									
MISCELLANEOUS & TRAVEL..	0.00	0.00	1,000.00	1,000.00	0.00	0.00	0.00	0.00	0.00
Total Group 4									
CONTRACTUAL EXPENSE	0.00	5,417.84	25,000.00	25,000.00	7,560.20	15,000.00	15,000.00	15,000.00	15,000.00
Total Dept 4560									
DUNE RESTORATION	0.00	5,417.84	25,000.00	25,000.00	7,560.20	15,000.00	15,000.00	15,000.00	15,000.00
Total Type E									
Expense	0.00	5,417.84	25,000.00	25,000.00	7,560.20	15,000.00	15,000.00	15,000.00	15,000.00
Total Fund SM14									
ROBBINS REST ECD	0.00	(19,582.16)	0.00	0.00	(17,499.10)	0.00	0.00	0.00	0.00

Date Prepared: 11/23/2016 02:29 PM

Report Date: 11/23/2016

Account Table:

Alt. Sort Table:

TOWN OF ISLIP

Budget Preparation Publication

Fiscal Year: 2017 Period From: 1 To: 12

BUD4050 1.0

Page 272 of 305

Prepared By: JLU DWIG

Account Description	2014 Actual	2015 Actual	Original 2016 Budget	Adjusted 2016 Budget	2016 Actual	2017 COMP MTGS Stage	2017 TENT BUD Stage	2017 PREL BUD Stage	2017 FINAL BUD Stage
Fund SP02									
LIFEGUARD DISTRICT									
Type R									
Revenue									
Group									
SP02.0000.01001.06									
REAL ESTATE TAXES.REAL ESTATE TAXES	639,188.00	639,440.00	633,129.00	633,129.00	633,129.00	609,243.00	609,243.00	609,243.00	609,243.00
SP02.0000.01002.09									
APPRO F BAL.GENERAL	0.00	0.00	25,000.00	25,000.00	0.00	15,000.00	15,000.00	15,000.00	15,000.00
SP02.0000.02401.01									
INTEREST EARNINGS.RECREATION	1,126.24	1,202.77	1,000.00	1,000.00	1,057.09	1,600.00	1,600.00	1,600.00	1,600.00
SP02.0000.02701.09									
REFUND PRIOR YEAR APPR.GENERAL	0.00	397.52	0.00	0.00	0.00	0.00	0.00	0.00	0.00
Total Group									
	(640,314.24)	(641,040.29)	(659,129.00)	(659,129.00)	(634,186.09)	(625,843.00)	(625,843.00)	(625,843.00)	(625,843.00)
Total Dept 0000									
.	(640,314.24)	(641,040.29)	(659,129.00)	(659,129.00)	(634,186.09)	(625,843.00)	(625,843.00)	(625,843.00)	(625,843.00)
Total Type R									
Revenue	(640,314.24)	(641,040.29)	(659,129.00)	(659,129.00)	(634,186.09)	(625,843.00)	(625,843.00)	(625,843.00)	(625,843.00)

Date Prepared: 11/23/2016 02:29 PM

Report Date: 11/23/2016

Account Table:

Alt. Sort Table:

TOWN OF ISLIP

Budget Preparation Publication

Fiscal Year: 2017 Period From: 1 To: 12

BUD4050 1.0

Page 273 of 305

Prepared By: JLUDWIG

Account Description	2014 Actual	2015 Actual	Original 2016 Budget	Adjusted 2016 Budget	2016 Actual	2017 COMP MTGS Stage	2017 TENT BUD Stage	2017 PREL BUD Stage	2017 FINAL BUD Stage
Fund SP02									
Type E									
Dept 1980									
Group 4									
SP02.1980.41234									
MTA PAYROLL TAX	1,183.06	1,252.55	1,500.00	1,500.00	1,287.83	1,500.00	1,500.00	1,500.00	1,500.00
Total Group 4									
CONTRACTUAL EXPENSE	1,183.06	1,252.55	1,500.00	1,500.00	1,287.83	1,500.00	1,500.00	1,500.00	1,500.00
Total Dept 1980									
MTA PAYROLL TAX	1,183.06	1,252.55	1,500.00	1,500.00	1,287.83	1,500.00	1,500.00	1,500.00	1,500.00

TOWN OF ISLIP

Budget Preparation Publication

Fiscal Year: 2017 Period From: 1 To: 12

Account Description	2014 Actual	2015 Actual	Original 2016 Budget	Adjusted 2016 Budget	2016 Actual	2017 COMP MTGS Stage	2017 TENT BUD Stage	2017 PREL BUD Stage	2017 FINAL BUD Stage
Fund SP02									
Type E									
Dept 7180									
Group 1									
SP02.7180.19990									
PART TIME REGULAR..	9,260.18	6,834.99	7,500.00	10,400.00	10,362.51	0.00	0.00	0.00	0.00
SP02.7180.19991									
PART TIME SUMMER..	338,700.17	361,557.63	400,000.00	394,600.00	368,296.16	400,000.00	400,000.00	400,000.00	400,000.00
Total Group 1									
PERSONAL SERVICES	347,960.35	368,392.62	407,500.00	405,000.00	378,658.67	400,000.00	400,000.00	400,000.00	400,000.00
Group 2									
EQUIPMENT & CAPITAL OUTLAY									
SP02.7180.22500									
OTHER EQUIPMENT..	0.00	3,000.00	3,000.00	3,000.00	0.00	1,500.00	1,500.00	1,500.00	1,500.00
Total Group 2									
EQUIPMENT & CAPITAL OUTLAY	0.00	3,000.00	3,000.00	3,000.00	0.00	1,500.00	1,500.00	1,500.00	1,500.00
Group 4									
CONTRACTUAL EXPENSE									
SP02.7180.41200									
GAS & OIL..	3,887.19	3,058.71	4,000.00	4,000.00	2,944.75	4,000.00	4,000.00	4,000.00	4,000.00
SP02.7180.41560									
UNIFORMS..	3,500.00	5,360.00	5,000.00	5,000.00	2,957.00	5,000.00	5,000.00	5,000.00	5,000.00
SP02.7180.41640									
FIRST AID SUPPLIES..	1,645.24	1,495.48	3,000.00	3,000.00	1,537.19	2,500.00	2,500.00	2,500.00	2,500.00
SP02.7180.42000									
ELECTRIC..	467.72	370.85	750.00	750.00	300.35	500.00	500.00	500.00	500.00
SP02.7180.44110									
PROPERTY REPAIR..	3,199.98	2,289.54	5,000.00	5,000.00	1,928.71	5,000.00	5,000.00	5,000.00	5,000.00
SP02.7180.44120									
EQUIPMENT REPAIR..	1,573.44	3,958.61	6,500.00	8,051.87	2,571.19	4,000.00	4,000.00	4,000.00	4,000.00
SP02.7180.44174									
SAFETY & PROTECTIVE EQUIPMENT..	1,500.00	532.50	2,000.00	2,000.00	0.00	2,000.00	2,000.00	2,000.00	2,000.00
SP02.7180.44320									
FERRY TRANSPORTATION	15,203.10	15,925.00	25,000.00	25,000.00	24,075.15	25,000.00	25,000.00	25,000.00	25,000.00
SP02.7180.45045									
ADMINISTRATIVE CHARGES..	52,534.00	50,275.00	41,539.00	41,539.00	20,769.50	50,030.00	50,030.00	50,030.00	50,030.00
SP02.7180.46900									
MISCELLANEOUS & TRAVEL..	272.96	245.39	500.00	500.00	354.17	350.00	350.00	350.00	350.00

Date Prepared: 11/23/2016 02:29 PM
Report Date: 11/23/2016
Account Table:
Alt. Sort Table:

TOWN OF ISLIP
Budget Preparation Publication
Fiscal Year: 2017 Period From: 1 To: 12

Account Description	2014 Actual	2015 Actual	Original 2016 Budget	Adjusted 2016 Budget	2016 Actual	2017 COMP MTGS Stage	2017 TENT BUD Stage	2017 PREL BUD Stage	2017 FINAL BUD Stage
Fund SP02									
Type E									
Dept 7180									
Group 4									
Total Group 4									
CONTRACTUAL EXPENSE	83,783.63	83,511.08	93,289.00	94,840.87	57,438.01	98,380.00	98,380.00	98,380.00	98,380.00
Total Dept 7180									
BEACHES	431,743.98	454,903.70	503,789.00	502,840.87	436,096.68	499,880.00	499,880.00	499,880.00	499,880.00

Date Prepared: 11/23/2016 02:29 PM

Report Date: 11/23/2016

Account Table:

Alt. Sort Table:

TOWN OF ISLIP

Budget Preparation Publication

Fiscal Year: 2017 Period From: 1 To: 12

BUD4050 1.0

Page 276 of 305

Prepared By: JLUDWIG

Account Description	2014 Actual	2015 Actual	Original 2016 Budget	Adjusted 2016 Budget	2016 Actual	2017 COMP MTGS Stage	2017 TENT BUD Stage	2017 PREL BUD Stage	2017 FINAL BUD Stage
Fund SP02									
Type E									
Dept 9010									
Group 8									
SP02.9010.80010									
STATE RETIREMENT..	50,675.70	65,417.26	78,600.00	78,600.00	13,803.37	70,000.00	70,000.00	70,000.00	70,000.00
SP02.9010.80020									
SOCIAL SEC TAX..	26,513.99	28,150.99	34,000.00	34,000.00	28,976.27	31,000.00	31,000.00	31,000.00	31,000.00
SP02.9010.80060									
UNEMPLOYMENT INSURANCE..	0.00	0.00	15,000.00	15,000.00	0.00	0.00	0.00	0.00	0.00
Total Group 8									
EMPLOYEE BENEFITS	77,189.69	93,568.25	127,600.00	127,600.00	42,779.64	101,000.00	101,000.00	101,000.00	101,000.00
Total Dept 9010									
EMPLOYEE BENEFITS	77,189.69	93,568.25	127,600.00	127,600.00	42,779.64	101,000.00	101,000.00	101,000.00	101,000.00

Date Prepared: 11/23/2016 02:29 PM

Report Date: 11/23/2016

Account Table:

Alt. Sort Table:

TOWN OF ISLIP

Budget Preparation Publication

Fiscal Year: 2017 Period From: 1 To: 12

BUD4050 1.0

Page 277 of 305

Prepared By: JLUDWIG

Account Description	2014 Actual	2015 Actual	Original 2016 Budget	Adjusted 2016 Budget	2016 Actual	2017 COMP MTGS Stage	2017 TENT BUD Stage	2017 PREL BUD Stage	2017 FINAL BUD Stage
Fund SP02									
Type E									
Dept 9510									
Group 9									
SP02.9510.90100									
TRANS TO WORK/COMP - CS02..	18,737.40	35,115.00	26,240.00	26,240.00	13,120.00	23,463.00	23,463.00	23,463.00	23,463.00
Total Group 9									
TRANSFERS	<u>18,737.40</u>	<u>35,115.00</u>	<u>26,240.00</u>	<u>26,240.00</u>	<u>13,120.00</u>	<u>23,463.00</u>	<u>23,463.00</u>	<u>23,463.00</u>	<u>23,463.00</u>
Total Dept 9510									
INTERFUND TRANSFERS	<u>18,737.40</u>	<u>35,115.00</u>	<u>26,240.00</u>	<u>26,240.00</u>	<u>13,120.00</u>	<u>23,463.00</u>	<u>23,463.00</u>	<u>23,463.00</u>	<u>23,463.00</u>
Total Type E									
Expense	<u>528,854.13</u>	<u>584,839.50</u>	<u>659,129.00</u>	<u>658,180.87</u>	<u>493,284.15</u>	<u>625,843.00</u>	<u>625,843.00</u>	<u>625,843.00</u>	<u>625,843.00</u>
Total Fund SP02									
LIFEGUARD DISTRICT	<u>(111,460.11)</u>	<u>(56,200.79)</u>	<u>0.00</u>	<u>(948.13)</u>	<u>(140,901.94)</u>	<u>0.00</u>	<u>0.00</u>	<u>0.00</u>	<u>0.00</u>

TOWN OF ISLIP

BUD4050 1.0

Budget Preparation Publication

Page 278 of 305

Fiscal Year: 2017 Period From: 1 To: 12

Prepared By: JLUDWIG

[illegible]

Date Prepared: 11/23/2016 02:29 PM
Report Date: 11/23/2016
Account Table:
Alt. Sort Table:

TOWN OF ISLIP
Budget Preparation Publication

Fiscal Year: 2017 Period From: 1 To: 12

Account Description	2014 Actual	2015 Actual	Original 2016 Budget	Adjusted 2016 Budget	2016 Actual	2017 COMP MTGS Stage	2017 TENT BUD Stage	2017 PREL BUD Stage	2017 FINAL BUD Stage
Fund SR Type R	SOLID WASTE Revenue								
	(43,560,859.54)	(42,392,592.86)	(42,039,838.00)	(42,039,838.00)	(41,515,499.89)	(42,195,539.00)	(42,195,539.00)	(42,195,539.00)	(42,195,539.00)

Date Prepared: 11/23/2016 02:29 PM

Report Date: 11/23/2016

Account Table:

Alt. Sort Table:

TOWN OF ISLIP

Budget Preparation Publication

Fiscal Year: 2017 Period From: 1 To: 12

BUD4050 1.0

Page 280 of 305

Prepared By: JLUDWIG

Account Description	2014 Actual	2015 Actual	Original 2016 Budget	Adjusted 2016 Budget	2016 Actual	2017 COMP MTGS Stage	2017 TENT BUD Stage	2017 PREL BUD Stage	2017 FINAL BUD Stage
Fund SR									
Type E									
Dept 1980									
Group 4									
SR.1980.41234									
MTA PAYROLL TAX	2,760.99	2,799.99	2,900.00	2,900.00	2,398.74	3,200.00	3,200.00	3,200.00	3,200.00
Total Group 4									
CONTRACTUAL EXPENSE	2,760.99	2,799.99	2,900.00	2,900.00	2,398.74	3,200.00	3,200.00	3,200.00	3,200.00
Total Dept 1980									
MTA PAYROLL TAX	2,760.99	2,799.99	2,900.00	2,900.00	2,398.74	3,200.00	3,200.00	3,200.00	3,200.00

Date Prepared: 11/23/2016 02:29 PM

Report Date: 11/23/2016

Account Table:

Alt. Sort Table:

TOWN OF ISLIP

Budget Preparation Publication

BUD4050 1.0

Page 282 of 305

Prepared By: JLU DWIG

Fiscal Year: 2017 Period From: 1 To: 12

Account Description	2014 Actual	2015 Actual	Original 2016 Budget	Adjusted 2016 Budget	2016 Actual	2017 COMP MTGS Stage	2017 TENT BUD Stage	2017 PREL BUD Stage	2017 FINAL BUD Stage
Fund SR									
Type E									
Dept 8160									
Group 2									
EQUIPMENT & CAPITAL OUTLAY	72,551.27	66,154.74	80,000.00	83,338.00	67,464.12	45,000.00	45,000.00	45,000.00	45,000.00
Group 4									
CONTRACTUAL EXPENSE									
SR.8160.40010									
PAYMENTS TO CARTERS..	12,883,530.76	11,253,496.28	11,260,315.00	11,260,315.00	9,389,529.10	11,189,450.00	11,189,450.00	11,189,450.00	11,189,450.00
SR.8160.41000									
OFFICE SUPPLIES..	1,635.52	3,098.41	2,500.00	2,583.22	1,307.61	2,500.00	2,500.00	2,500.00	2,500.00
SR.8160.43100									
WRAP CANS..	34,075.00	68,900.00	75,000.00	75,000.00	0.00	75,000.00	75,000.00	75,000.00	75,000.00
SR.8160.43101									
CONTAINER REPLACEMENT	0.00	441.99	800.00	800.00	300.00	800.00	800.00	800.00	800.00
SR.8160.44040									
PRINTING & ADVERTISING..	38,350.36	37,730.22	86,000.00	73,000.00	15,147.10	45,000.00	45,000.00	45,000.00	45,000.00
SR.8160.44110									
PROPERTY REPAIR	0.00	0.00	0.00	9,199.95	9,073.34	5,000.00	5,000.00	5,000.00	5,000.00
SR.8160.44222									
STOP PROGRAM..	142,565.00	95,085.00	175,000.00	179,644.00	109,707.46	175,000.00	175,000.00	175,000.00	175,000.00
SR.8160.44240									
TIPPING FEES..	20,510,688.02	20,424,135.46	20,636,700.00	20,636,700.00	17,197,240.80	21,070,100.00	21,070,100.00	21,070,100.00	21,070,100.00
SR.8160.44241									
WRAP TIP FEE..	1,970,237.54	2,011,770.88	1,886,550.00	1,886,550.00	1,572,092.30	2,014,100.00	2,014,100.00	2,014,100.00	2,014,100.00
SR.8160.44242									
PYMNTS TO IRRA - YW TIP FEES..	1,313,693.06	1,222,630.29	1,221,600.00	1,221,600.00	1,017,979.50	1,107,620.00	1,107,620.00	1,107,620.00	1,107,620.00
SR.8160.44243									
FED'L EPA CLEAN AIR ACT..	3,400,952.32	3,192,699.03	3,292,230.00	3,292,230.00	2,849,365.77	3,269,000.00	3,269,000.00	3,269,000.00	3,269,000.00
SR.8160.45000									
OUTSIDE PROFESSIONAL..	60,655.55	54,298.23	55,000.00	55,000.00	0.00	60,000.00	60,000.00	60,000.00	60,000.00
SR.8160.45011									
PROCESSING SERVICE	0.00	9,485.00	5,000.00	18,000.00	10,590.00	18,000.00	18,000.00	18,000.00	18,000.00
SR.8160.45045									
ADMINISTRATIVE CHARGES..	1,595,592.00	1,757,296.00	1,753,746.00	1,753,746.00	876,873.00	1,555,322.00	1,555,322.00	1,555,322.00	1,555,322.00
SR.8160.46900									
MISCELLANEOUS & TRAVEL..	7,500.65	4,833.07	7,500.00	9,000.00	7,312.25	8,000.00	8,000.00	8,000.00	8,000.00
Total Group 4									
CONTRACTUAL EXPENSE	41,959,475.78	40,135,899.86	40,457,941.00	40,473,368.17	33,056,518.23	40,594,892.00	40,594,892.00	40,594,892.00	40,594,892.00

Account Description	2014 Actual	2015 Actual	Original 2016 Budget	Adjusted 2016 Budget	2016 Actual	2017 COMP MTGS Stage	2017 TENT BUD Stage	2017 PREL BUD Stage	2017 FINAL BUD Stage
Fund SR Type E Dept 8160 Group 4	SOLID WASTE Expense D E C ADMINISTRATION CONTRACTUAL EXPENSE								
Total Dept 8160 D E C ADMINISTRATION	42,816,027.94	41,008,263.09	41,375,041.00	41,393,806.17	33,817,451.93	41,528,242.00	41,528,242.00	41,528,242.00	41,528,242.00

Date Prepared: 11/23/2016 02:29 PM

Report Date: 11/23/2016

Account Table:

Alt. Sort Table:

TOWN OF ISLIP

Budget Preparation Publication

Fiscal Year: 2017 Period From: 1 To: 12

BUD4050 1.0

Page 284 of 305

Prepared By: JLUDWIG

Account Description	2014 Actual	2015 Actual	Original 2016 Budget	Adjusted 2016 Budget	2016 Actual	2017 COMP MTGS Stage	2017 TENT BUD Stage	2017 PREL BUD Stage	2017 FINAL BUD Stage
Fund SR									
Type E									
Dept 9010									
Group 8									
SR.9010.80010									
STATE RETIREMENT..	112,280.86	158,578.79	175,000.00	175,000.00	35,158.28	160,000.00	160,000.00	160,000.00	160,000.00
SR.9010.80020									
SOCIAL SEC TAX..	61,184.46	62,160.16	68,300.00	68,300.00	53,970.59	68,000.00	68,000.00	68,000.00	68,000.00
SR.9010.80040									
HOSP & MEDICAL INSURANCE..	251,852.81	267,735.11	289,000.00	289,000.00	238,795.73	300,000.00	300,000.00	300,000.00	300,000.00
SR.9010.80050									
WELFARE PAYMENTS..	8,932.78	9,524.38	9,500.00	9,500.00	9,222.60	13,000.00	13,000.00	13,000.00	13,000.00
SR.9010.80060									
UNEMPLOYMENT INSURANCE..	0.00	0.00	25,000.00	25,000.00	0.00	15,000.00	15,000.00	15,000.00	15,000.00
Total Group 8									
EMPLOYEE BENEFITS	434,250.91	497,998.44	566,800.00	566,800.00	337,147.20	556,000.00	556,000.00	556,000.00	556,000.00
Total Dept 9010									
EMPLOYEE BENEFITS	434,250.91	497,998.44	566,800.00	566,800.00	337,147.20	556,000.00	556,000.00	556,000.00	556,000.00

Date Prepared: 11/23/2016 02:29 PM

Report Date: 11/23/2016

Account Table:

Alt. Sort Table:

TOWN OF ISLIP

Budget Preparation Publication

Fiscal Year: 2017 Period From: 1 To: 12

BUD4050 1.0

Page 285 of 305

Prepared By: JLU DWIG

Account Description	2014 Actual	2015 Actual	Original 2016 Budget	Adjusted 2016 Budget	2016 Actual	2017 COMP MTGS Stage	2017 TENT BUD Stage	2017 PREL BUD Stage	2017 FINAL BUD Stage
Fund SR									
Type E									
Dept 9510									
Group 9									
SR.9510.90100									
TRANS TO WORK/COMP - CS02..	33,024.60	64,727.00	54,595.00	54,595.00	27,297.50	49,217.00	49,217.00	49,217.00	49,217.00
SR.9510.90150									
TRANS TO SELF INS.- CS01..	30,033.00	68,767.00	40,502.00	40,502.00	20,251.00	58,880.00	58,880.00	58,880.00	58,880.00
Total Group 9									
TRANSFERS									
	63,057.60	133,494.00	95,097.00	95,097.00	47,548.50	108,097.00	108,097.00	108,097.00	108,097.00
Total Dept 9510									
INTERFUND TRANSFERS									
	63,057.60	133,494.00	95,097.00	95,097.00	47,548.50	108,097.00	108,097.00	108,097.00	108,097.00
Total Type E									
Expense									
	43,316,097.44	41,642,555.52	42,039,838.00	42,058,603.17	34,204,546.37	42,195,539.00	42,195,539.00	42,195,539.00	42,195,539.00
Total Fund SR									
SOLID WASTE									
	(244,762.10)	(750,037.34)	0.00	18,765.17	(7,310,953.52)	0.00	0.00	0.00	0.00

Date Prepared: 11/23/2016 02:29 PM

Report Date: 11/23/2016

Account Table:

Alt. Sort Table:

TOWN OF ISLIP

Budget Preparation Publication

Fiscal Year: 2017 Period From: 1 To: 12

BUD4050 1.0

Page 286 of 305

Prepared By: JLU DWIG

Account Description	2014 Actual	2015 Actual	Original 2016 Budget	Adjusted 2016 Budget	2016 Actual	2017 COMP MTGS Stage	2017 TENT BUD Stage	2017 PREL BUD Stage	2017 FINAL BUD Stage
Fund SS01	LEXINGTON VILLAGE SEWER DISTRICT								
Type R	Revenue								
Group									
SS01.0000.01001.06									
REAL ESTATE TAXES.REAL ESTATE TAXES	0.00	0.00	257,000.00	257,000.00	257,000.00	256,500.00	256,500.00	256,500.00	256,500.00
SS01.0000.02401.09									
INTEREST EARNINGS.GENERAL	0.00	345.09	0.00	0.00	349.57	500.00	500.00	500.00	500.00
Total Group									
	<u>0.00</u>	<u>(345.09)</u>	<u>(257,000.00)</u>	<u>(257,000.00)</u>	<u>(257,349.57)</u>	<u>(257,000.00)</u>	<u>(257,000.00)</u>	<u>(257,000.00)</u>	<u>(257,000.00)</u>
Total Dept 0000									
.									
	<u>0.00</u>	<u>(345.09)</u>	<u>(257,000.00)</u>	<u>(257,000.00)</u>	<u>(257,349.57)</u>	<u>(257,000.00)</u>	<u>(257,000.00)</u>	<u>(257,000.00)</u>	<u>(257,000.00)</u>
Total Type R									
Revenue									
	<u>0.00</u>	<u>(345.09)</u>	<u>(257,000.00)</u>	<u>(257,000.00)</u>	<u>(257,349.57)</u>	<u>(257,000.00)</u>	<u>(257,000.00)</u>	<u>(257,000.00)</u>	<u>(257,000.00)</u>

Date Prepared: 11/23/2016 02:29 PM

Report Date: 11/23/2016

Account Table:

Alt. Sort Table:

TOWN OF ISLIP

Budget Preparation Publication

Fiscal Year: 2017 Period From: 1 To: 12

BUD4050 1.0

Page 287 of 305

Prepared By: JLUDWIG

Account Description	2014 Actual	2015 Actual	Original 2016 Budget	Adjusted 2016 Budget	2016 Actual	2017 COMP MTGS Stage	2017 TENT BUD Stage	2017 PREL BUD Stage	2017 FINAL BUD Stage
Fund SS01									
Type E									
Dept 8110									
Group 4									
SS01.8110.44117									
BUILDING MAINTENANCE	0.00	0.00	77,000.00	77,000.00	0.00	77,000.00	77,000.00	77,000.00	77,000.00
Total Group 4									
CONTRACTUAL EXPENSE	<u>0.00</u>	<u>0.00</u>	<u>77,000.00</u>	<u>77,000.00</u>	<u>0.00</u>	<u>77,000.00</u>	<u>77,000.00</u>	<u>77,000.00</u>	<u>77,000.00</u>
Total Dept 8110									
SEWER ADMINISTRATION	<u>0.00</u>	<u>0.00</u>	<u>77,000.00</u>	<u>77,000.00</u>	<u>0.00</u>	<u>77,000.00</u>	<u>77,000.00</u>	<u>77,000.00</u>	<u>77,000.00</u>

Date Prepared: 11/23/2016 02:29 PM

Report Date: 11/23/2016

Account Table:

Alt. Sort Table:

TOWN OF ISLIP

Budget Preparation Publication

Fiscal Year: 2017 Period From: 1 To: 12

BUD4050 1.0

Page 288 of 305

Prepared By: JLUDWIG

Account Description	2014 Actual	2015 Actual	Original 2016 Budget	Adjusted 2016 Budget	2016 Actual	2017 COMP MTGS Stage	2017 TENT BUD Stage	2017 PREL BUD Stage	2017 FINAL BUD Stage
Fund SS01									
Type E									
Dept 9730									
Group									
SS01.9730.60010									
SERIAL BONDS - PRINCIPAL	0.00	0.00	50,000.00	50,000.00	0.00	50,000.00	50,000.00	50,000.00	50,000.00
SS01.9730.70010									
SERIAL BONDS INTEREST	0.00	0.00	130,000.00	85,000.00	0.00	70,000.00	70,000.00	70,000.00	70,000.00
SS01.9730.70030									
BAN INTEREST	0.00	0.00	0.00	45,000.00	44,875.00	60,000.00	60,000.00	60,000.00	60,000.00
Total Group									
	0.00	0.00	180,000.00	180,000.00	44,875.00	180,000.00	180,000.00	180,000.00	180,000.00
Total Dept 9730									
DEBT SERVICE									
	0.00	0.00	180,000.00	180,000.00	44,875.00	180,000.00	180,000.00	180,000.00	180,000.00
Total Type E									
Expense									
	0.00	0.00	257,000.00	257,000.00	44,875.00	257,000.00	257,000.00	257,000.00	257,000.00
Total Fund SS01									
LEXINGTON VILLAGE SEWER DISTRICT									
	0.00	(345.09)	0.00	0.00	(212,474.57)	0.00	0.00	0.00	0.00

Date Prepared: 11/23/2016 02:29 PM

Report Date: 11/23/2016

Account Table:

Alt. Sort Table:

TOWN OF ISLIP

Budget Preparation Publication

Fiscal Year: 2017 Period From: 1 To: 12

BUD4050 1.0

Page 289 of 305

Prepared By: JLU DWIG

Account Description	2014 Actual	2015 Actual	Original 2016 Budget	Adjusted 2016 Budget	2016 Actual	2017 COMP MTGS Stage	2017 TENT BUD Stage	2017 PREL BUD Stage	2017 FINAL BUD Stage
Fund SW	SPECIAL DISTRICT FUND								
Type R	Revenue								
Group									
SW.0000.01001.06									
REAL ESTATE TAXES.REAL ESTATE TAXES	1,396,814.00	1,397,691.00	1,389,751.00	1,389,751.00	1,389,751.00	1,349,505.00	1,349,505.00	1,349,505.00	1,349,505.00
SW.0000.01002.09									
APPRO F BAL.GENERAL	0.00	0.00	80,000.00	80,000.00	0.00	80,000.00	80,000.00	80,000.00	80,000.00
SW.0000.02401.09									
INTEREST EARNINGS.GENERAL	2,023.24	2,231.71	1,900.00	1,900.00	7,442.26	10,500.00	10,500.00	10,500.00	10,500.00
SW.0000.02414.09									
IDA REC.(IN LIEU OF TXS-TWN).GENERAL	13,622.91	14,598.97	12,000.00	12,000.00	15,440.71	14,000.00	14,000.00	14,000.00	14,000.00
SW.0000.02415.09									
IDA REC.(IN LIEU OF TXS-CNTY).GENERAL	224.32	4,486.29	200.00	200.00	0.00	2,000.00	2,000.00	2,000.00	2,000.00
Total Group									
	<u>(1,412,684.47)</u>	<u>(1,419,007.97)</u>	<u>(1,483,851.00)</u>	<u>(1,483,851.00)</u>	<u>(1,412,633.97)</u>	<u>(1,456,005.00)</u>	<u>(1,456,005.00)</u>	<u>(1,456,005.00)</u>	<u>(1,456,005.00)</u>
Total Dept 0000									
.	<u>(1,412,684.47)</u>	<u>(1,419,007.97)</u>	<u>(1,483,851.00)</u>	<u>(1,483,851.00)</u>	<u>(1,412,633.97)</u>	<u>(1,456,005.00)</u>	<u>(1,456,005.00)</u>	<u>(1,456,005.00)</u>	<u>(1,456,005.00)</u>
Total Type R									
Revenue	<u>(1,412,684.47)</u>	<u>(1,419,007.97)</u>	<u>(1,483,851.00)</u>	<u>(1,483,851.00)</u>	<u>(1,412,633.97)</u>	<u>(1,456,005.00)</u>	<u>(1,456,005.00)</u>	<u>(1,456,005.00)</u>	<u>(1,456,005.00)</u>

Date Prepared: 11/23/2016 02:29 PM

Report Date: 11/23/2016

Account Table:

Alt. Sort Table:

TOWN OF ISLIP

Budget Preparation Publication

Fiscal Year: 2017 Period From: 1 To: 12

BUD4050 1.0

Page 290 of 305

Prepared By: JLU DWIG

Account Description	2014 Actual	2015 Actual	Original 2016 Budget	Adjusted 2016 Budget	2016 Actual	2017 COMP MTGS Stage	2017 TENT BUD Stage	2017 PREL BUD Stage	2017 FINAL BUD Stage
Fund SW									
Type E									
Dept 8310									
Group 4									
SW.8310.42300									
HYDRANT RENTAL..	1,339,942.08	1,341,153.48	1,390,000.00	1,390,000.00	670,752.24	1,355,000.00	1,355,000.00	1,355,000.00	1,355,000.00
SW.8310.45045									
ADMINISTRATIVE CHARGES..	91,014.00	96,856.00	93,851.00	93,851.00	46,925.50	101,005.00	101,005.00	101,005.00	101,005.00
Total Group 4									
CONTRACTUAL EXPENSE	1,430,956.08	1,438,009.48	1,483,851.00	1,483,851.00	717,677.74	1,456,005.00	1,456,005.00	1,456,005.00	1,456,005.00
Total Dept 8310									
TOWN WATER DISTRICT	1,430,956.08	1,438,009.48	1,483,851.00	1,483,851.00	717,677.74	1,456,005.00	1,456,005.00	1,456,005.00	1,456,005.00
Total Type E									
Expense	1,430,956.08	1,438,009.48	1,483,851.00	1,483,851.00	717,677.74	1,456,005.00	1,456,005.00	1,456,005.00	1,456,005.00
Total Fund SW									
SPECIAL DISTRICT FUND	18,271.61	19,001.51	0.00	0.00	(694,956.23)	0.00	0.00	0.00	0.00

Date Prepared: 11/23/2016 02:29 PM

Report Date: 11/23/2016

Account Table:

Alt. Sort Table:

TOWN OF ISLIP

Budget Preparation Publication

Fiscal Year: 2017 Period From: 1 To: 12

BUD4050 1.0

Page 291 of 305

Prepared By: JLUDWIG

Account Description	2014 Actual	2015 Actual	Original 2016 Budget	Adjusted 2016 Budget	2016 Actual	2017 COMP MTGS Stage	2017 TENT BUD Stage	2017 PREL BUD Stage	2017 FINAL BUD Stage
Fund SW01	BRENTWOOD WATER DISTRICT								
Type R	Revenue								
Group									
SW01.0000.01002.09									
APPRO F BAL.GENERAL	0.00	0.00	413,920.00	413,920.00	0.00	691,126.00	691,126.00	691,126.00	691,126.00
SW01.0000.02140.09									
WATER RENTS / MISC SALES.GENERAL	2,310,723.18	2,534,041.01	2,351,097.00	2,351,097.00	1,456,784.21	2,300,000.00	2,300,000.00	2,300,000.00	2,300,000.00
SW01.0000.02401.09									
INTEREST EARNINGS.GENERAL	9,981.38	8,537.31	6,900.00	6,900.00	5,508.52	8,800.00	8,800.00	8,800.00	8,800.00
Total Group									
	<u>(2,320,704.56)</u>	<u>(2,542,578.32)</u>	<u>(2,771,917.00)</u>	<u>(2,771,917.00)</u>	<u>(1,462,292.73)</u>	<u>(2,999,926.00)</u>	<u>(2,999,926.00)</u>	<u>(2,999,926.00)</u>	<u>(2,999,926.00)</u>
Total Dept 0000									
.									
	<u>(2,320,704.56)</u>	<u>(2,542,578.32)</u>	<u>(2,771,917.00)</u>	<u>(2,771,917.00)</u>	<u>(1,462,292.73)</u>	<u>(2,999,926.00)</u>	<u>(2,999,926.00)</u>	<u>(2,999,926.00)</u>	<u>(2,999,926.00)</u>
Total Type R									
Revenue									
	<u>(2,320,704.56)</u>	<u>(2,542,578.32)</u>	<u>(2,771,917.00)</u>	<u>(2,771,917.00)</u>	<u>(1,462,292.73)</u>	<u>(2,999,926.00)</u>	<u>(2,999,926.00)</u>	<u>(2,999,926.00)</u>	<u>(2,999,926.00)</u>

Date Prepared: 11/23/2016 02:29 PM

Report Date: 11/23/2016

Account Table:

Alt. Sort Table:

TOWN OF ISLIP

Budget Preparation Publication

Fiscal Year: 2017 Period From: 1 To: 12

BUD4050 1.0

Page 292 of 305

Prepared By: JLUDWIG

Account Description	2014 Actual	2015 Actual	Original 2016 Budget	Adjusted 2016 Budget	2016 Actual	2017 COMP MTGS Stage	2017 TENT BUD Stage	2017 PREL BUD Stage	2017 FINAL BUD Stage
Fund SW01									
Type E									
Dept 8310									
Group 4									
SW01.8310.45045									
ADMINISTRATIVE CHARGES..	136,577.00	160,375.00	161,917.00	161,917.00	80,958.50	191,426.00	191,426.00	191,426.00	191,426.00
SW01.8310.45055									
OPERATING AGREEMENT - SCWA..	2,302,936.40	2,533,479.65	2,600,000.00	2,600,000.00	1,930,089.97	2,800,000.00	2,800,000.00	2,800,000.00	2,800,000.00
Total Group 4									
CONTRACTUAL EXPENSE	2,439,513.40	2,693,854.65	2,761,917.00	2,761,917.00	2,011,048.47	2,991,426.00	2,991,426.00	2,991,426.00	2,991,426.00
Total Dept 8310									
TOWN WATER DISTRICT	2,439,513.40	2,693,854.65	2,761,917.00	2,761,917.00	2,011,048.47	2,991,426.00	2,991,426.00	2,991,426.00	2,991,426.00

Date Prepared: 11/23/2016 02:29 PM

Report Date: 11/23/2016

Account Table:

Alt. Sort Table:

TOWN OF ISLIP

Budget Preparation Publication

Fiscal Year: 2017 Period From: 1 To: 12

BUD4050 1.0

Page 293 of 305

Prepared By: JLUDWIG

Account Description	2014 Actual	2015 Actual	Original 2016 Budget	Adjusted 2016 Budget	2016 Actual	2017 COMP MTGS Stage	2017 TENT BUD Stage	2017 PREL BUD Stage	2017 FINAL BUD Stage
Fund SW01									
 Type E									
 Dept 9010									
 Group 8									
SW01.9010.80040									
HOSP & MEDICAL INSURANCE..	8,811.60	8,287.10	10,000.00	10,000.00	6,273.60	8,500.00	8,500.00	8,500.00	8,500.00
Total Group 8									
 EMPLOYEE BENEFITS	<u>8,811.60</u>	<u>8,287.10</u>	<u>10,000.00</u>	<u>10,000.00</u>	<u>6,273.60</u>	<u>8,500.00</u>	<u>8,500.00</u>	<u>8,500.00</u>	<u>8,500.00</u>
Total Dept 9010									
 EMPLOYEE BENEFITS	<u>8,811.60</u>	<u>8,287.10</u>	<u>10,000.00</u>	<u>10,000.00</u>	<u>6,273.60</u>	<u>8,500.00</u>	<u>8,500.00</u>	<u>8,500.00</u>	<u>8,500.00</u>
Total Type E									
 Expense	<u>2,448,325.00</u>	<u>2,702,141.75</u>	<u>2,771,917.00</u>	<u>2,771,917.00</u>	<u>2,017,322.07</u>	<u>2,999,926.00</u>	<u>2,999,926.00</u>	<u>2,999,926.00</u>	<u>2,999,926.00</u>
Total Fund SW01									
 BRENTWOOD WATER DISTRICT	<u>127,620.44</u>	<u>159,563.43</u>	<u>0.00</u>	<u>0.00</u>	<u>555,029.34</u>	<u>0.00</u>	<u>0.00</u>	<u>0.00</u>	<u>0.00</u>

Date Prepared: 11/23/2016 02:29 PM

Report Date: 11/23/2016

Account Table:

Alt. Sort Table:

TOWN OF ISLIP

Budget Preparation Publication

Fiscal Year: 2017 Period From: 1 To: 12

BUD4050 1.0

Page 294 of 305

Prepared By: JLU DWIG

Account Description	2014 Actual	2015 Actual	Original 2016 Budget	Adjusted 2016 Budget	2016 Actual	2017 COMP MTGS Stage	2017 TENT BUD Stage	2017 PREL BUD Stage	2017 FINAL BUD Stage
Fund SW02									
FAIR HARBOR WATER DISTRICT									
Type R									
Revenue									
Group									
SW02.0000.01001.06									
REAL ESTATE TAXES.REAL ESTATE TAXES	291,744.00	294,624.00	364,561.00	364,561.00	364,561.00	382,326.00	382,326.00	382,326.00	382,326.00
SW02.0000.01002.09									
APPRO F BAL.GENERAL	0.00	0.00	10,000.00	10,000.00	0.00	8,000.00	8,000.00	8,000.00	8,000.00
SW02.0000.02140.09									
WATER RENTS.GENERAL	50,559.87	55,791.31	50,000.00	50,000.00	51,084.26	50,000.00	50,000.00	50,000.00	50,000.00
SW02.0000.02401.09									
INTEREST EARNINGS.GENERAL	643.62	967.15	250.00	250.00	234.34	350.00	350.00	350.00	350.00
Total Group									
	(342,947.49)	(351,382.46)	(424,811.00)	(424,811.00)	(415,879.60)	(440,676.00)	(440,676.00)	(440,676.00)	(440,676.00)
Total Dept 0000									
.	(342,947.49)	(351,382.46)	(424,811.00)	(424,811.00)	(415,879.60)	(440,676.00)	(440,676.00)	(440,676.00)	(440,676.00)
Total Type R									
Revenue	(342,947.49)	(351,382.46)	(424,811.00)	(424,811.00)	(415,879.60)	(440,676.00)	(440,676.00)	(440,676.00)	(440,676.00)

Date Prepared: 11/23/2016 02:29 PM

Report Date: 11/23/2016

Account Table:

Alt. Sort Table:

TOWN OF ISLIP

Budget Preparation Publication

Fiscal Year: 2017 Period From: 1 To: 12

BUD4050 1.0

Page 295 of 305

Prepared By: JLU DWIG

Account Description	2014 Actual	2015 Actual	Original 2016 Budget	Adjusted 2016 Budget	2016 Actual	2017 COMP MTGS Stage	2017 TENT BUD Stage	2017 PREL BUD Stage	2017 FINAL BUD Stage
Fund SW02									
Type E									
Dept 8310									
Group 4									
SW02.8310.42000									
ELECTRIC..	12,302.34	12,788.13	18,000.00	18,000.00	12,182.38	15,000.00	15,000.00	15,000.00	15,000.00
SW02.8310.43000									
INSURANCE..	2,492.00	3,351.00	4,000.00	4,000.00	3,996.00	5,000.00	5,000.00	5,000.00	5,000.00
SW02.8310.44051									
MAINTENANCE CONTRACTS	48,000.00	48,000.00	48,000.00	48,000.00	44,000.00	48,000.00	48,000.00	48,000.00	48,000.00
SW02.8310.44110									
PROPERTY REPAIR..	0.00	0.00	0.00	17,800.00	17,800.00	10,000.00	10,000.00	10,000.00	10,000.00
SW02.8310.45045									
ADMINISTRATIVE CHARGES..	22,136.00	22,761.00	21,923.00	21,923.00	10,961.50	29,839.00	29,839.00	29,839.00	29,839.00
Total Group 4									
CONTRACTUAL EXPENSE	84,930.34	86,900.13	91,923.00	109,723.00	88,939.88	107,839.00	107,839.00	107,839.00	107,839.00
Total Dept 8310									
TOWN WATER DISTRICT	84,930.34	86,900.13	91,923.00	109,723.00	88,939.88	107,839.00	107,839.00	107,839.00	107,839.00

Date Prepared: 11/23/2016 02:29 PM

Report Date: 11/23/2016

Account Table:

Alt. Sort Table:

TOWN OF ISLIP

Budget Preparation Publication

Fiscal Year: 2017 Period From: 1 To: 12

BUD4050 1.0

Page 296 of 305

Prepared By: JLU DWIG

Account Description	2014 Actual	2015 Actual	Original 2016 Budget	Adjusted 2016 Budget	2016 Actual	2017 COMP MTGS Stage	2017 TENT BUD Stage	2017 PREL BUD Stage	2017 FINAL BUD Stage
Fund SW02									
Type E									
Dept 9730									
Group 6									
SW02.9730.60010									
SERIAL BONDS - PRINCIPAL	0.00	58,902.44	59,472.00	59,472.00	0.00	60,610.00	60,610.00	60,610.00	60,610.00
Total Group 6									
PRINCIPAL ON INDEBTEDNESS	0.00	58,902.44	59,472.00	59,472.00	0.00	60,610.00	60,610.00	60,610.00	60,610.00
Group 7									
INTEREST ON INDEBTEDNESS									
SW02.9730.70010									
SERIAL BONDS INTEREST	0.00	23,775.83	23,208.00	23,208.00	11,603.71	22,018.00	22,018.00	22,018.00	22,018.00
Total Group 7									
INTEREST ON INDEBTEDNESS	0.00	23,775.83	23,208.00	23,208.00	11,603.71	22,018.00	22,018.00	22,018.00	22,018.00
Total Dept 9730									
DEBT SERVICE	0.00	82,678.27	82,680.00	82,680.00	11,603.71	82,628.00	82,628.00	82,628.00	82,628.00

Date Prepared: 11/23/2016 02:29 PM

Report Date: 11/23/2016

Account Table:

Alt. Sort Table:

TOWN OF ISLIP

Budget Preparation Publication

Fiscal Year: 2017 Period From: 1 To: 12

BUD4050 1.0

Page 297 of 305

Prepared By: JLUDWIG

Account Description	2014 Actual	2015 Actual	Original 2016 Budget	Adjusted 2016 Budget	2016 Actual	2017 COMP MTGS Stage	2017 TENT BUD Stage	2017 PREL BUD Stage	2017 FINAL BUD Stage
Fund SW02									
Type E									
Dept 9780									
Group 7									
SW02.9780.70010									
SERIAL BONDS INTEREST	72,887.00	65,970.16	58,786.00	58,786.00	58,785.16	51,321.00	51,321.00	51,321.00	51,321.00
Total Group 7									
INTEREST ON INDEBTEDNESS	<u>72,887.00</u>	<u>65,970.16</u>	<u>58,786.00</u>	<u>58,786.00</u>	<u>58,785.16</u>	<u>51,321.00</u>	<u>51,321.00</u>	<u>51,321.00</u>	<u>51,321.00</u>
Group									
SW02.9780.60010									
SERIAL BONDS - PRINCIPAL	177,320.16	184,237.00	191,422.00	191,422.00	191,422.00	198,888.00	198,888.00	198,888.00	198,888.00
Total Group	<u>177,320.16</u>	<u>184,237.00</u>	<u>191,422.00</u>	<u>191,422.00</u>	<u>191,422.00</u>	<u>198,888.00</u>	<u>198,888.00</u>	<u>198,888.00</u>	<u>198,888.00</u>
Total Dept 9780									
OTHER DEBT SERVICE	<u>250,207.16</u>	<u>250,207.16</u>	<u>250,208.00</u>	<u>250,208.00</u>	<u>250,207.16</u>	<u>250,209.00</u>	<u>250,209.00</u>	<u>250,209.00</u>	<u>250,209.00</u>
Total Type E									
Expense	<u>335,137.50</u>	<u>419,785.56</u>	<u>424,811.00</u>	<u>442,611.00</u>	<u>350,750.75</u>	<u>440,676.00</u>	<u>440,676.00</u>	<u>440,676.00</u>	<u>440,676.00</u>
Total Fund SW02									
FAIR HARBOR WATER DISTRICT	<u>(7,809.99)</u>	<u>68,403.10</u>	<u>0.00</u>	<u>17,800.00</u>	<u>(65,128.85)</u>	<u>0.00</u>	<u>0.00</u>	<u>0.00</u>	<u>0.00</u>

Date Prepared: 11/23/2016 02:29 PM

Report Date: 11/23/2016

Account Table:

Alt. Sort Table:

TOWN OF ISLIP

Budget Preparation Publication

Fiscal Year: 2017 Period From: 1 To: 12

BUD4050 1.0

Page 298 of 305

Prepared By: JLU DWIG

Account Description	2014 Actual	2015 Actual	Original 2016 Budget	Adjusted 2016 Budget	2016 Actual	2017 COMP MTGS Stage	2017 TENT BUD Stage	2017 PREL BUD Stage	2017 FINAL BUD Stage
Fund SW10	RONKONKOMA WATER DISTRICT								
Type R	Revenue								
Group									
SW10.0000.01001.06									
REAL ESTATE TAXES.REAL ESTATE TAXES	633.00	599.00	605.00	605.00	605.00	1,063.00	1,063.00	1,063.00	1,063.00
SW10.0000.01002.09									
APPRO F BAL.GENERAL	0.00	0.00	1,000.00	1,000.00	0.00	845.00	845.00	845.00	845.00
SW10.0000.01003.09									
REIMB FRM ISLANDIA.GENERAL	5,011.39	5,304.20	5,500.00	5,500.00	3,582.09	5,000.00	5,000.00	5,000.00	5,000.00
SW10.0000.02401.09									
INTEREST EARNINGS.GENERAL	11.79	12.82	10.00	10.00	43.72	60.00	60.00	60.00	60.00
Total Group									
	(5,656.18)	(5,916.02)	(7,115.00)	(7,115.00)	(4,230.81)	(6,968.00)	(6,968.00)	(6,968.00)	(6,968.00)
Total Dept 0000									
.	(5,656.18)	(5,916.02)	(7,115.00)	(7,115.00)	(4,230.81)	(6,968.00)	(6,968.00)	(6,968.00)	(6,968.00)
Total Type R									
Revenue	(5,656.18)	(5,916.02)	(7,115.00)	(7,115.00)	(4,230.81)	(6,968.00)	(6,968.00)	(6,968.00)	(6,968.00)

Date Prepared: 11/23/2016 02:29 PM

Report Date: 11/23/2016

Account Table:

Alt. Sort Table:

TOWN OF ISLIP

Budget Preparation Publication

Fiscal Year: 2017 Period From: 1 To: 12

BUD4050 1.0

Page 299 of 305

Prepared By: JLUDWIG

Account Description	2014 Actual	2015 Actual	Original 2016 Budget	Adjusted 2016 Budget	2016 Actual	2017 COMP MTGS Stage	2017 TENT BUD Stage	2017 PREL BUD Stage	2017 FINAL BUD Stage
Fund SW10									
Type E									
Dept 8310									
Group 4									
SW10.8310.42400									
WATER CHARGES..	5,479.92	5,800.12	6,700.00	6,700.00	3,917.00	6,500.00	6,500.00	6,500.00	6,500.00
SW10.8310.45045									
ADMINISTRATIVE CHARGES..	473.00	414.00	415.00	415.00	207.50	468.00	468.00	468.00	468.00
Total Group 4									
CONTRACTUAL EXPENSE	5,952.92	6,214.12	7,115.00	7,115.00	4,124.50	6,968.00	6,968.00	6,968.00	6,968.00
Total Dept 8310									
TOWN WATER DISTRICT	5,952.92	6,214.12	7,115.00	7,115.00	4,124.50	6,968.00	6,968.00	6,968.00	6,968.00
Total Type E									
Expense	5,952.92	6,214.12	7,115.00	7,115.00	4,124.50	6,968.00	6,968.00	6,968.00	6,968.00
Total Fund SW10									
RONKONKOMA WATER DISTRICT	296.74	298.10	0.00	0.00	(106.31)	0.00	0.00	0.00	0.00

Date Prepared: 11/23/2016 02:29 PM

Report Date: 11/23/2016

Account Table:

Alt. Sort Table:

TOWN OF ISLIP

Budget Preparation Publication

Fiscal Year: 2017 Period From: 1 To: 12

BUD4050 1.0

Page 300 of 305

Prepared By: JLUDWIG

Account Description	2014 Actual	2015 Actual	Original 2016 Budget	Adjusted 2016 Budget	2016 Actual	2017 COMP MTGS Stage	2017 TENT BUD Stage	2017 PREL BUD Stage	2017 FINAL BUD Stage
Fund SW11									
POND ROAD									
Type R									
Group									
SW11.0000.01001.06									
REAL ESTATE TAXES.REAL ESTATE TAXES	9,724.00	9,907.00	9,870.00	9,870.00	9,870.00	10,127.00	10,127.00	10,127.00	10,127.00
SW11.0000.01002.09									
APPRO F BAL.GENERAL	0.00	0.00	5,000.00	5,000.00	0.00	4,592.00	4,592.00	4,592.00	4,592.00
SW11.0000.02401.09									
INTEREST EARNINGS.GENERAL	44.38	44.96	40.00	40.00	140.57	210.00	210.00	210.00	210.00
Total Group									
	(9,768.38)	(9,951.96)	(14,910.00)	(14,910.00)	(10,010.57)	(14,929.00)	(14,929.00)	(14,929.00)	(14,929.00)
Total Dept 0000									
.	(9,768.38)	(9,951.96)	(14,910.00)	(14,910.00)	(10,010.57)	(14,929.00)	(14,929.00)	(14,929.00)	(14,929.00)
Total Type R									
Revenue	(9,768.38)	(9,951.96)	(14,910.00)	(14,910.00)	(10,010.57)	(14,929.00)	(14,929.00)	(14,929.00)	(14,929.00)

Date Prepared: 11/23/2016 02:29 PM

Report Date: 11/23/2016

Account Table:

Alt. Sort Table:

TOWN OF ISLIP

Budget Preparation Publication

Fiscal Year: 2017 Period From: 1 To: 12

BUD4050 1.0

Page 301 of 305

Prepared By: JLU DWIG

Account Description	2014 Actual	2015 Actual	Original 2016 Budget	Adjusted 2016 Budget	2016 Actual	2017 COMP MTGS Stage	2017 TENT BUD Stage	2017 PREL BUD Stage	2017 FINAL BUD Stage
Fund SW11									
Type E									
Dept 8350									
Group 4									
SW11.8350.42400									
WATER CHARGES..	12,997.10	12,329.84	14,000.00	14,000.00	12,688.09	14,000.00	14,000.00	14,000.00	14,000.00
SW11.8350.45045									
ADMINISTRATIVE CHARGES..	874.00	952.00	910.00	910.00	455.00	929.00	929.00	929.00	929.00
Total Group 4									
CONTRACTUAL EXPENSE	13,871.10	13,281.84	14,910.00	14,910.00	13,143.09	14,929.00	14,929.00	14,929.00	14,929.00
Total Dept 8350									
WATER DISTRICT ADMINISTRATION	13,871.10	13,281.84	14,910.00	14,910.00	13,143.09	14,929.00	14,929.00	14,929.00	14,929.00
Total Type E									
Expense	13,871.10	13,281.84	14,910.00	14,910.00	13,143.09	14,929.00	14,929.00	14,929.00	14,929.00
Total Fund SW11									
POND ROAD	4,102.72	3,329.88	0.00	0.00	3,132.52	0.00	0.00	0.00	0.00

Date Prepared: 11/23/2016 02:29 PM

Report Date: 11/23/2016

Account Table:

Alt. Sort Table:

TOWN OF ISLIP

Budget Preparation Publication

Fiscal Year: 2017 Period From: 1 To: 12

BUD4050 1.0

Page 302 of 305

Prepared By: JLUDWIG

Account Description	2014 Actual	2015 Actual	Original 2016 Budget	Adjusted 2016 Budget	2016 Actual	2017 COMP MTGS Stage	2017 TENT BUD Stage	2017 PREL BUD Stage	2017 FINAL BUD Stage
Fund SW12									
 NORTH BAY SHORE									
 Type R									
 Group									
SW12.0000.01001.06									
REAL ESTATE TAXES.REAL ESTATE TAXES	30,860.00	30,206.00	29,966.00	29,966.00	29,966.00	29,642.00	29,642.00	29,642.00	29,642.00
SW12.0000.01002.09									
APPRO F BAL.GENERAL	0.00	0.00	5,000.00	5,000.00	0.00	5,226.00	5,226.00	5,226.00	5,226.00
SW12.0000.02401.09									
INTEREST EARNINGS.GENERAL	78.86	85.16	80.00	80.00	289.04	425.00	425.00	425.00	425.00
Total Group									
	<u>(30,938.86)</u>	<u>(30,291.16)</u>	<u>(35,046.00)</u>	<u>(35,046.00)</u>	<u>(30,255.04)</u>	<u>(35,293.00)</u>	<u>(35,293.00)</u>	<u>(35,293.00)</u>	<u>(35,293.00)</u>
Total Dept 0000									
.	<u>(30,938.86)</u>	<u>(30,291.16)</u>	<u>(35,046.00)</u>	<u>(35,046.00)</u>	<u>(30,255.04)</u>	<u>(35,293.00)</u>	<u>(35,293.00)</u>	<u>(35,293.00)</u>	<u>(35,293.00)</u>
Total Type R									
Revenue	<u>(30,938.86)</u>	<u>(30,291.16)</u>	<u>(35,046.00)</u>	<u>(35,046.00)</u>	<u>(30,255.04)</u>	<u>(35,293.00)</u>	<u>(35,293.00)</u>	<u>(35,293.00)</u>	<u>(35,293.00)</u>

Date Prepared: 11/23/2016 02:29 PM

Report Date: 11/23/2016

Account Table:

Alt. Sort Table:

TOWN OF ISLIP

Budget Preparation Publication

Fiscal Year: 2017 Period From: 1 To: 12

BUD4050 1.0

Page 303 of 305

Prepared By: JLU DWIG

Account Description	2014 Actual	2015 Actual	Original 2016 Budget	Adjusted 2016 Budget	2016 Actual	2017 COMP MTGS Stage	2017 TENT BUD Stage	2017 PREL BUD Stage	2017 FINAL BUD Stage
Fund SW12									
Type E									
Dept 8350									
Group 4									
SW12.8350.42400									
WATER CHARGES..	29,218.30	30,447.24	33,000.00	33,000.00	27,693.89	33,000.00	33,000.00	33,000.00	33,000.00
SW12.8350.45045									
ADMINISTRATIVE CHARGES..	2,135.00	2,286.00	2,046.00	2,046.00	1,023.00	2,293.00	2,293.00	2,293.00	2,293.00
Total Group 4									
CONTRACTUAL EXPENSE	31,353.30	32,733.24	35,046.00	35,046.00	28,716.89	35,293.00	35,293.00	35,293.00	35,293.00
Total Dept 8350									
WATER DISTRICT ADMINISTRATION	31,353.30	32,733.24	35,046.00	35,046.00	28,716.89	35,293.00	35,293.00	35,293.00	35,293.00
Total Type E									
Expense	31,353.30	32,733.24	35,046.00	35,046.00	28,716.89	35,293.00	35,293.00	35,293.00	35,293.00
Total Fund SW12									
NORTH BAY SHORE	414.44	2,442.08	0.00	0.00	(1,538.15)	0.00	0.00	0.00	0.00

Date Prepared: 11/23/2016 02:29 PM

Report Date: 11/23/2016

Account Table:

Alt. Sort Table:

TOWN OF ISLIP

Budget Preparation Publication

Fiscal Year: 2017 Period From: 1 To: 12

BUD4050 1.0

Page 304 of 305

Prepared By: JLUDWIG

Account Description	2014 Actual	2015 Actual	Original 2016 Budget	Adjusted 2016 Budget	2016 Actual	2017 COMP MTGS Stage	2017 TENT BUD Stage	2017 PREL BUD Stage	2017 FINAL BUD Stage
Fund SW15									
T.O.I. WATER SUPPLY									
Type R									
Group									
SW15.0000.01001.06									
REAL ESTATE TAXES.REAL ESTATE TAXES	139,145.00	140,349.00	134,655.00	134,655.00	134,655.00	127,873.00	127,873.00	127,873.00	127,873.00
SW15.0000.01002.09									
APPRO F BAL.GENERAL	0.00	0.00	25,000.00	25,000.00	0.00	26,000.00	26,000.00	26,000.00	26,000.00
SW15.0000.02401.09									
INTEREST EARNINGS.GENERAL	279.70	296.13	300.00	300.00	1,000.49	1,500.00	1,500.00	1,500.00	1,500.00
Total Group									
	(139,424.70)	(140,645.13)	(159,955.00)	(159,955.00)	(135,655.49)	(155,373.00)	(155,373.00)	(155,373.00)	(155,373.00)
Total Dept 0000									
.	(139,424.70)	(140,645.13)	(159,955.00)	(159,955.00)	(135,655.49)	(155,373.00)	(155,373.00)	(155,373.00)	(155,373.00)
Total Type R									
Revenue	(139,424.70)	(140,645.13)	(159,955.00)	(159,955.00)	(135,655.49)	(155,373.00)	(155,373.00)	(155,373.00)	(155,373.00)

Date Prepared: 11/23/2016 02:29 PM

Report Date: 11/23/2016

Account Table:

Alt. Sort Table:

TOWN OF ISLIP

Budget Preparation Publication

Fiscal Year: 2017 Period From: 1 To: 12

BUD4050 1.0

Page 305 of 305

Prepared By: JLU DWIG

Account Description	2014 Actual	2015 Actual	Original 2016 Budget	Adjusted 2016 Budget	2016 Actual	2017 COMP MTGS Stage	2017 TENT BUD Stage	2017 PREL BUD Stage	2017 FINAL BUD Stage
Fund SW15									
Type E									
Dept 5142									
Group 4									
SW15.5142.44300									
SERVICE CONTRACTS..	142,129.31	137,730.39	150,000.00	150,000.00	130,758.20	145,000.00	145,000.00	145,000.00	145,000.00
SW15.5142.45045									
ADMINISTRATIVE CHARGES..	10,245.00	10,649.00	9,955.00	9,955.00	4,977.50	10,373.00	10,373.00	10,373.00	10,373.00
Total Group 4									
CONTRACTUAL EXPENSE	152,374.31	148,379.39	159,955.00	159,955.00	135,735.70	155,373.00	155,373.00	155,373.00	155,373.00
Total Dept 5142									
SNOW REMOVAL	152,374.31	148,379.39	159,955.00	159,955.00	135,735.70	155,373.00	155,373.00	155,373.00	155,373.00
Total Type E									
Expense	152,374.31	148,379.39	159,955.00	159,955.00	135,735.70	155,373.00	155,373.00	155,373.00	155,373.00
Total Fund SW15									
T.O.I. WATER SUPPLY	12,949.61	7,734.26	0.00	0.00	80.21	0.00	0.00	0.00	0.00
Grand Total	2,476,347.41	2,977,157.43	0.00	831,214.25	(14,805,148.43)	0.00	0.00	0.00	0.00